



**SEATTLE
SEAHAWKS**

1997

**MEDIA
GUIDE**



1997 SEATTLE SEAHAWKS SCHEDULE

(Seattle Time Listed)

PRESEASON

Sat.	July 26	Minnesota Vikings (NFL Hall of Fame Game)	11:30 a.m.	ABC
Sat.	Aug. 2	Arizona Cardinals	7:00 p.m.	KING
Sat.	Aug. 9	at San Francisco 49ers	6:00 p.m.	KING
Sat.	Aug. 16	Indianapolis Colts	7:00 p.m.	KING
Fri.	Aug. 22	at Cincinnati Bengals	4:30 p.m.	KING

REGULAR SEASON

Sun.	Aug. 31	New York Jets	1:00 p.m.	NBC
Sun.	Sept. 7	Denver Broncos	1:00 p.m.	NBC
Sun.	Sept. 14	at Indianapolis Colts	1:00 p.m.	NBC
Sun.	Sept. 21	San Diego Chargers	1:00 p.m.	NBC
Sun.	Sept. 28	at Kansas City Chiefs	1:00 p.m.	NBC
Sun.	Oct. 5	Houston Oilers	1:00 p.m.	NBC
Sun.	Oct. 12	BYE		
Sun.	Oct. 19	at St. Louis Rams	10:00 a.m.	NBC
Sun.	Oct. 26	Oakland Raiders	1:00 p.m.	NBC
Sun.	Nov. 2	at Denver Broncos	1:00 p.m.	NBC
Sun.	Nov. 9	at San Diego Chargers	1:00 p.m.	NBC
Sun.	Nov. 16	at New Orleans Saints	10:00 a.m.	NBC
Sun.	Nov. 23	Kansas City Chiefs	1:00 p.m.	NBC
Sun.	Nov. 30	Atlanta Falcons	1:00 p.m.	FOX
Sun.	Dec. 7	at Baltimore Ravens	10:00 a.m.	NBC
Sun.	Dec. 14	at Oakland Raiders	1:00 p.m.	NBC
Sun.	Dec. 21	San Francisco 49ers	5:00 p.m.	ESPN

1997 SEATTLE SEAHAWKS FIRST-YEAR AND ROOKIE ROSTER

(As of July 1, 1997)

DEPTH CHART

(NFL Veterans in ALL CAPS)

OFFENSE

WR	— 84 JOEY GALLOWAY, 82 JAMES MCKNIGHT, 16 GRAYSON SHILLINGFORD, 88 EDDIE GOINES, 15 Andre Cooper
LT	— 71 Walker Jones, 79 GRANT WILLIAMS
LG	— 66 PETE KENDALL, 63 FRANK BEEDE, 65 Larry Moore
C	— 52 KEVIN MAWAE, 60 Greg Bledsoe, 51 David Jensen
RG	— 77 DEBRICK GRAHAM, 67 JAMES ATKINS, 73 J. Ina, 68 ANDREW GREENE
RT	— 75 HOWARD BALLARD, 64 ROBERT BARR, 69 Pete DiMario
TE	— 86 CHRISTIAN FAJRIA, 87 CARLESTER CRUMPLER, 83 RONNIE WILLIAMS, 46 DEEMS MAY, 49 Ibul Mill, 47 Jamal Clark
WR	— 85 MIKE PRITCHARD, 89 BRIAN BLADES, 81 RONNIE HARRIS, 19 Robert Wilson
RB	— 17 JOHN FRIEZZ, 1 WARREN MOON, 7 JON KITNA, 5 CHRIS WARREN, 15 JAMES WATSON
QB	— 42 CHRIS WARREN, 35 LAMAR SMITH, 31 STEVE BROUSSARD, 28 DCU INNOCENT
FB	— 38 MACK STRONG, 34 REGGIE BROWN, 32 OSCAR GRAY
LE	— 70 MICHAEL SINCLAIR, 97 MATT LIBOUNTNY, 61 Nick Brannaman
LT	— 98 SAM ADAMS, 76 RIDDICK PARKER, 78 PAT RILEY, 62 Myron Ely
RT	— 96 CORTEZ KENNEDY, 92 HENRY McMILLIAN, 67 KEF BRYANT, 73 MARC SPINOLER
RE	— 94 ANTONIO EDWARDS, 93 PHILLIP DANIELS, 91 MARTIN HARRISON
LLB	— 55 WINSTON MOSS, 59 JOE CAIN, 90 GLEN YOUNG, 58 Tyrrell Peters
MLB	— 95 DEAN WELLS, 54 MICHAEL BARBER, 93 ERIC UNVERZAGH
RLB	— CHAD BROWN, 57 JASON KYLE, 56 JAMES LOGAN, 90 LeVern Moore
LCB	— 24 Shawn Spriggs, 22 FRED THOMAS, 35 JEREMY LINCOLN
RCB	— 27 WILLIE WILLIAMS, 23 DEXTER SEIGLER, 30 Carlos Jones, 39 Alonzo Hampton
SS	— 36 BENNIE BLADES, 20 JAY BELLAMY, 29 C.J. RICHARDSON, 21 T.J. CUNNINGHAM
FS	— 33 DARRYL WILLIAMS, 37 Eric Stokes, 28 TIM HAUCK

SPECIALISTS

K	— 2 TODD PETERSON
P	— 14 RICK TUTEN, 4 Paul Burton
H	— 14 RICK TUTEN, 17 JOHN FRIEZZ
KO	— 2 TODD PETERSON
PR	— 81 RONNIE HARRIS, 84 JOEY GALLOWAY, 82 JAMES MCKNIGHT, 24 Shawn Spriggs, 22 FRED THOMAS
KR	— 31 STEVE BROUSSARD, 81 RONNIE HARRIS, 28 JASON KYLE
PC	— 57 JASON KYLE, 59 KEVIN MAWAE
KC	— 52 KEVIN MAWAE, 63 FRANK BEEDE

Head Coach: Dennis Erickson (3rd season)

Assistant Coaches: Gregg Smith (Assistant Head Coach, Offensive Line), Bob Bratkowski (Offensive Coordinator, Wide Receivers), Greg Mc Mackin (Defensive Coordinator), Dave Arnold (Special Teams), Tommy Blasher (Defensive Line), Dave Brown (Defensive Coach), Keith Gilbertson (Tight Ends), Ned James (Defensive Staff Assistant), Darren Kren (Assistant Strength and Conditioning), Dana LeDuc (Strength and Conditioning), Howard Mudd (Offensive Line), Rich Olson

Birth- date	HT	WT	Pos.	No.	Name	Pos.	HT	WT	College	Home State	Year Acq.
01/30/74	6-3	217	QB	10	Anelinas, Jim	QB	6-3	217	Fresno State	Pico Rivera, Calif.	CFA-97
11/5/72	6-4	278	C	60	Bledsoe, Greg (1)	C	6-4	278	Cornell	Glen Ellyn, Ill.	CFA-96*
07/08/73	5-11	191	P	4	Burton, Paul	P	5-11	191	Northwestern	Framingham, Mass.	CFA-97
08/20/74	6-5	250	TE	47	Clark, Jamal	TE	6-5	250	UCLA	Davis, Calif.	CFA-97
08/21/75	6-2	190	WR	15	Cooper, Andre	WR	6-2	190	Florida State	Jacksonville, Fla.	CFA-97
08/03/72	6-4	285	T	69	DiMario, Pete	T	6-4	285	Alabama	Tuscaloosa, Ala.	CFA-97
03/08/72	6-3	308	DT	62	Ely, Myron	DT	6-3	308	Central State (Ohio)	Warren, Ohio	CFA-97
08/08/74	6-4	262	DE	81	Ganacatos, Nick	DE	6-4	262	Boston College	Lyons, Ill.	CFA-97
10/09/73	5-11	170	CB	39	Hampton, Alonzo	CB	5-11	170	Northwest Louisiana	Warren, Ark.	CFA-97
07/07/74	6-3	290	G	73	Ina, J	G	6-3	290	Miami	Franklin, La.	CFA-97
08/31/73	5-10	180	CB	30	Jones, Carlos	CB	5-10	180	Miami	Marietta, La.	D7-97
01/19/74	6-5	300	T	71	Jones, Walter	T	6-5	300	Florida State	Altoona, Ala.	D15-97
05/11/74	6-4	288	C	51	Kempfert, David	C	6-4	288	Montana	Missoula, Mt.	CFA-97
08/21/72	6-2	217	QB	7	Kina, Jon (1)	QB	6-2	217	Central Washington	Tacoma, Wash.	CFA-96*
10/03/76	6-0	242	LB	50	McQueen, LeVance	LB	6-0	242	Duke	Durham, N.C.	CFA-97
04/20/73	6-4	265	TE	49	Mill, Iuba	TE	6-4	265	Brigham Young	Lake, Hawaii	D6-97
06/01/75	6-3	291	G	65	Moore, Larry	G	6-3	291	Brigham Young	Spring Valley, Calif.	CFA-97
11/20/72	6-3	274	DT	76	Parker, Robick (1)	DT	6-3	274	North Carolina	Southampton, Va.	FAWIL-96*
08/04/74	6-0	230	LB	58	Peters, Tyrrell	LB	6-0	230	Oklahoma	Norman, Okla.	CFA-97
12/25/74	6-0	182	WR	16	Shillingford, Grayson (1)	WR	6-0	182	British Columbia	Toronto, Ontario, Canada	CFA-96*
03/11/75	6-0	195	CB	24	Springs, Shawn	CB	6-0	195	Ohio State	Silver Springs, Md.	D14-97
12/18/73	5-11	200	S	37	Stokes, Eric	S	5-11	200	Nebraska	Lincoln, Neb.	D5-97
08/23/74	5-11	176	WR	19	Wilson, Robert	WR	5-11	176	Florida A&M	Monticello, Fla.	CFA-97

(Quarterbacks), Mike Murphy (Linebackers), Willy Robinson (Defensive Backs), Clarence Shelton (Running Backs)

Legend: D - Draft Choice; FA - Free Agent; CFA - College Free Agent; VFA - Veteran Free Agent (last team)

* Bloodom, Kina, Parker, and Shillingford spent all or part of the 1996 season on the Seahawks practice squad.

1997 SEATTLE SEAHAWKS VETERAN ROSTER

(As of July 1, 1997)

1997 NUMERICAL ROSTER

No.	Name	Pos.	HT.	WT.	Birthdate	NFL Exp.	College	Hometown	Age	1996 Draft	No Name	Pos	No Name	Pos
99	Adams, Sam	DT	6-3	297	06/13/73	4	Texas A&M	Houston, Tex.	D1-'94	1996	1	Warren Moon	QB	15615
76	Balcer, Howard	LB	6-6	325	11/03/63	10	Auburn	Andover, La.	UFA(B)0-'94	15616	2	Todd Peterson	K	15616
54	Barber, Michael	LB	6-4	246	11/09/71	3	Chernom	Edgemont, S.C.	DFA-'96	137	7	Jon Kina	P	137
63	Barr, Robert	T	6-4	216	06/07/73	3	Hugers	Honover, Penn.	DFA-'96	140	8	Greg Boeborn	C	140
20	Beatty, Jay	S	5-11	199	07/08/72	4	Michigan State	Abendorn, N.J.	CFA-'94	160	10	Jim Avelanes	QB	160
36	Blades, Bernie	WR	6-1	221	09/03/66	4	Miami	Fort Lauderdale, Fla.	UFA(D)0-'97	1915*	13	Gino Torretta	QB	1915*
30	Blythe, Steve	WR	6-1	201	07/12/70	8	Washington State	Fort Lauderdale, Fla.	UFA(B)0-'95	1319	14	Rick Tuttle	P	1319
31	Broussard, Steve	WR	5-7	200	02/23/87	8	Colorado	Alameda, Calif.	UFA(P)0-'97	1414*	15	Andie Cooper	WR	1414*
99	Brown, Chad	LB	6-2	244	06/25/73	2	Oregon Tech	Detroit, Mich.	DFA-'96	70	16	Grayson Shillingford	WR	70
34	Brown, Reggie	FB	6-0	254	06/25/73	2	Fresno State	Detroit, Mich.	DFA-'96	70	17	John Friesz	QB	70
59	Burns, Jeff	LB	6-1	242	06/11/65	2	Oregon Tech	Corcoran, Calif.	UFA(C)0-'97	1915*	19	Robert Wilson	WR	1915*
87	Cumpler, Christopher	TE	6-6	260	09/00/71	2	East Carolina	Greenville, N.C.	D7-'94	1917	20	Jay Bellamy	S	1917
93	Dariusz, T.J.	DE	6-5	287	10/26/72	2	Colorado	Aurora, Colo.	D6-'96	190	21	T.J. Cunningham	S	190
94	Edwards, Antonio	DE	6-3	271	03/10/70	3	Vanderbilt	Moultrie, Ga.	D8-'93	1303	22	Fred Thomas	S	1303
85	Faust, Christian	DE	6-4	245	09/22/71	3	Colorado	Erno, Calif.	D2-'95	109	23	Dexter Steigler	CB	109
84	Galloway, Joey	WR	5-11	186	11/20/71	3	Ohio State	Southern Pines, N.C.	D1-'91	161	24	Shawn Springs	CB	161
88	Gorek, Eddie	WR	6-0	188	08/16/72	2	North Carolina State	Lakeland, Fla.	D6-'96	1616	25	Tim Hauck	RB	1616
72	Graham, Derrick	O	6-4	315	03/18/67	2	Appalachian State	Greenville, S.C.	VFA(C)0-'97	1915*	26	Willie Williams	S	1915*
68	Greene, Andrew	O	6-3	304	09/24/69	2	Indiana	Ontario, Canada	VFA(M)0-'97	1915*	27	Willie Williams	S	1915*
81	Harris, Ronnie	WR	5-11	179	06/04/70	2	Oregon	Blaine, Wash.	VFA(N)0-'94	150	28	Dou Innocesti	CB	150
89	Harris, Ronnie	WR	5-11	179	07/09/72	2	Washington	Blaine, Wash.	VFA(M)0-'97	150*	29	C.J. Richardson	S	150*
28	Innocent, Dou	FB	5-10	187	12/20/66	6	Mississippi	Pompano Beach, Fla.	CFA-'96	400	30	Carlos Jones	S	400
66	Kendall, Pete	O	6-5	292	07/09/73	2	Boston College	Weymouth, Mass.	D1-'96	1211	31	Steve Broussard	RB	1211
82	Kenny, Jimmy	WR	6-0	200	04/01/70	2	Arizona State	Tempe, Ariz.	D4-'96	150	32	Oscar Gray	FB	150
87	Kyle, Jason	LB	6-3	242	05/12/72	2	Oregon	Novato, Calif.	TGB-'96	140	33	Darryl Williams	S	140
97	LaBarry, Matt	DE	6-4	275	01/03/69	2	Minnesota	Nobles, Ohio	FAISL-'97	131*	34	Riggle Brown	S	131*
95	Leone, Jimmy	LB	6-0	235	14/07/69	2	Mississippi	Waukegan, Ill.	FAISL-'97	131*	35	Jeremy Lincoln	CB	131*
52	Mama, Kevin	C	6-4	305	01/23/71	4	Louisiana State	Levellville, La.	D2-'94	1616	36	Bernie Blades	S	1616
45	Mey, Deems	TE	6-4	293	03/05/69	3	Florida	Levellville, La.	D2-'94	1616	37	Eric Stokes	S	1616
82	McMillan, Henry	DT	6-3	280	10/17/71	3	North Carolina	Levellville, La.	D2-'94	1616	38	Mark Strong	FB	1616
1	Moore, Warren	CB	6-3	213	11/18/56	14	Washington	Levellville, La.	UFA(S)0-'97	1912*	39	Alonso Hampton	CB	1912*
5	Moss, Weston	LB	6-3	245	12/24/65	2	Florida	Levellville, La.	UFA(S)0-'97	1912*	40	Diems May	TE	1912*
95	Murphy, Mike	WR	5-10	169	11/11/71	2	Florida	Levellville, La.	UFA(S)0-'97	1912*	41	Janal Clark	TE	1912*
29	Richardson, C.J.	S	5-10	203	06/10/72	2	Colorado	Dallas, Tex.	VFA(D)0-'96	165	42	Chris Warren	CB	165
73	Riley, J. Dexter	O	6-5	199	03/07/72	2	Miami	Dallas, Tex.	VFA(D)0-'96	165	43	Diems May	TE	165
70	Shubler, Michael	DE	6-4	267	01/01/68	7	Easton New Mexico	Beaumont, Tex.	VFA(A)0-'96	131	44	Diems May	TE	131
25	Smith, Lamar	RB	5-11	218	11/29/70	4	Houston	Beaumont, Tex.	D6-'91	1616	45	Janal Clark	TE	1616
22	Thomas, Fred	CB	5-8	172	09/15/70	4	Houston	Fort Wayne, Ind.	D3-'94	162	46	Diems May	TE	162
13	Thomas, Greg	O	6-5	235	09/11/73	2	Colorado	Fort Wayne, Ind.	D3-'94	162	47	Diems May	TE	162
18	Shood, Mack	FB	6-0	235	09/11/71	4	Tennessee-Martin	Greenville, S.C.	D2-'96	140	48	Diems May	TE	140
3	Thomas, Greg	O	6-5	235	09/11/73	2	Tennessee-Martin	Greenville, S.C.	D2-'96	140	49	Diems May	TE	140
53	Unverzorg, Eric	LB	6-1	241	12/18/72	2	Wisconsin	Greenville, S.C.	D2-'96	140	50	Diems May	TE	140
42	Warner, Chris	FB	6-2	228	01/24/68	2	Wisconsin	Greenville, S.C.	D2-'96	140	51	Diems May	TE	140
35	Wells, Danny	LB	6-0	202	07/09/70	2	Wisconsin	Greenville, S.C.	D2-'96	140	52	Diems May	TE	140
79	Williams, Grant	LB	6-7	323	05/10/74	2	Wisconsin	Greenville, S.C.	D2-'96	140	53	Diems May	TE	140
83	Williams, Ronnie	TE	6-3	258	01/19/66	6	Louisiana Tech	Greenville, S.C.	D2-'96	140	54	Diems May	TE	140
90	Young, Gabe	LB	6-3	250	05/02/69	3	Wisconsin	Greenville, S.C.	D2-'96	140	55	Diems May	TE	140

Legend: D - Draft Choice; T - Trade (from); CFA - College free agent; UFA - Unrestricted free agent (from); RFA - Restricted free agent (from); VFA - Veteran Free Agent (paid team); WA - Waivers (from).

*After inactive for 16 games with Seattle in 1996; Blades played 15 games with Pittsburgh in 1996; Innocesti played 16 games with Chicago; Greene missed entire '96 season because of injury; Moore did not play in the NFL in '96; Harrison played 16 games with Minnesota; Hauck played 16 games with Denver; Lincoln played 13 games with St. Louis; May played 16 games with San Diego; Moon played 8 games with Minnesota; Richardson did not play in the NFL in '96; Riley active for 2 games with Seattle; Spender played 15 games with the Jets; Williams played 15 games with Pittsburgh; Young played 6 games with San Diego.

Also played with Seahawks in 1996: TE, Coleman; RB, Innocesti; FB, Gatzburg; S, Robert; CB, Cotton; LB, Bladen; G, Ed Cunningham; WR, Sorenson; QB, Gray; WR, Sorenson; CB, Corey Hains; WR, CB, Seawyn Jones; DE, Michael McCrary; CB, Rock Meyer; DT, Owen Montgomery; DT, Joe Nash; RB, WR, Ricky Proehl; LB, Terry Woodson.

TRAINING CAMP AT EASTERN

The Seattle Seahawks will return to their roots as they return to Eastern Washington University's Cheney-Washington training camp. The Seahawks held camp at Eastern for the first 10 seasons. 1976-85, and for the past 11 years, it was held at the team's Kirkland Headquarters. All players will report on July 15, with the first practice scheduled for the afternoon of the 16th. Coaches, players, and staff will be housed in Pearce and Dressler Halls and will dine at Tawanka Commons. Requests for interviews and practice passes should be made to the Seahawks Public Relations Department (509) 359-2002.

INDEX

Allen, Paul.....	4
Attendance Summary, 1996.....	278
Biographies, Assistant Coaches.....	19
Biographies, 1997 Draft Choices and Free Agents.....	132
Biographies, Veteran Players.....	31
Biography, Pro Football Hall of Fame Inductee.....	220
Chronology.....	196
Collier, Bob.....	6
Cutdown Dates, 1997.....	273
Depth Chart, 1997.....	Pullout
Draft Summaries, All-Time.....	221
Erickson, Dennis.....	16
Flood, Mike.....	7
Game-By-Game, 1996 Individual.....	184
Game-By-Game, 1996 Team.....	189
Game Summaries, 1996.....	163
Highlight Video.....	145
Honors, All-Time.....	217
Honors, 1996.....	162
How Built.....	183
Kelley, Jim.....	7
Kingdome.....	224
Kingdome Media Parking.....	283
Kolde, Bert.....	5
Largent Award.....	155
Leaders, Career Top 10.....	267
Leaders, Year-By-Year.....	272
Leading Individual Performances.....	277
Leigh, Richard.....	6
Media Information.....	12
Opponents, 1997.....	143
Overtime Games.....	288
Patton, Jody.....	4
Playoff Summaries.....	289
Preseason Results.....	314
Pronunciation Guide.....	214
Radio Network.....	9
Records, Attendance.....	246
Records, Defensive.....	256
Records, Head Coaches.....	18
Records, Individual.....	232
Records, Opponent Individual.....	262
Records, Team.....	246
Retired Jerseys.....	210
Ring of Honor.....	232
Roster, Coaches, All-Time.....	208
Roster, Players, All-Time.....	209
Roster, 1997 Seahawks.....	Pullout
Schedule, 1997 NFL.....	318
Seahawks Foundation.....	7
Sea Hawkets.....	315
Seahawks Headquarters.....	230
Series Breakdowns.....	283
Standings, 1996 NFL Regular Season.....	194
Statistics, 1996 Seahawks.....	158
Trades, All-Time.....	225
Training Camp.....	Pullout
Whitsitt, Bob.....	5
Year-By-Year Review.....	291

All photos by Corky Trewin, Richard Brown Photographers (Paul Allen, Bert Kolde, Bob Collier, Jim Kelley), Kathleen King (Jody Patton) and the Portland Trail Blazers (Harry Hutt).

ON THE COVER

Defensive tackle Cortez Kennedy and defensive end Michael Sinclair were both voted to the AFC-NFC Pro Bowl after the 1996 season. For Kennedy, it was his sixth straight selection, a franchise record. Four-of-the-six have been as a starter. It was the first Pro Bowl for Sinclair, who had 13 sacks, including a record-tying four in one game, and three in two others.

SEAHAWKS DIRECTORY

Offices	11220 N.E. 53rd St., Kirkland, WA 98033
Telephone	(425) 827-9777
Ticket Office	(425) 827-9766
Home Stadium	Kingdome (66,400)
Inaugural Season	1976
Colors	Blue, Green, Silver
Conference (Division)	American Football Conference (Western Division)
Internet	www.seahawks.com

FOOTBALL NORTHWEST

Chairman	Paul Allen
Vice Chair	Bert Kolde
President	Bob Whitsitt
Vice President	Bill Savoy
Vice President/Secretary	Bill Pope
Assistant Secretary	Allen Israel

ADMINISTRATION

Vice President/Finance	Mickey Loomis
Vice President/Football Operations	Randy Mueller
Interim Sr. VP/Marketing Operations	Harry Hutt
Vice President/Communications	Gary Wright
Vice President/Corporate Sales	Scott Patrick
Information Systems	Sterling Monroe
Office Manager	Cindy Kelley
Executive Assistant	Charlotte Kores
Executive Assistant	Sharon Nelson
Staff Accountant	Karen Beckman
Accounting Assistant	Danielle Patterson
Security	Hal Kulgren
Receptionist	Ingrid Hatfield
Administrative Assistant	Patti Sipes

PUBLIC RELATIONS

Public Relations Director	Dave Neubert
Assistant Public Relations Director	Steve Wright
Community Outreach Director	Sandy Gregory
Suite Services Director	Diana Popow
Outreach Coordinator	Sarita Carter
Marketing Manager	Reid Skinner
Staff Photographer	Corky Trewin
Administrative Assistant	Lauri Perry

SCOUTING

Assistant Player Personnel Director	Rick Thompson
Pro Personnel Assistant	Bill Quinter
Eastern Supervisor	Pat Mondock
Area Scouts	Derrick Jensen, Doug Kretz, Dave Nusz, John Peterson, Doug Whaley
Administrative Assistants	Eddie Antuna, Linda Ebi, Tag Ribary

SEAHAWKS ENTITIES

When Paul Allen purchased an option to buy the Seattle Seahawks in April 1996, he created Football Northwest to manage his investment. On August 19, 1997, Football Northwest was accepted for ownership by the National Football League. First & Goal Inc. will manage the construction of the new football/soccer/exhibition center project.

TICKETS

Ticket Operations Director	James Nagaoka
Season Ticket Sales Director	Donn Bagnall
Ticket Services Manager	Chuck Arnold
Account Executive	Julie Barber
Account Executive	Kaarta Maron
Ticket Sales Staff	Bob Bennet, Walter Blenman, Emily Forster, Leona Longan, Steve Marshall, John Roche, Susan Short, Steve Sloboda, John Webb

FOOTBALL

Head Trainer	Jim Whitesel
Assistant Trainer	Todd Sperber
Video Director	Thom Fermstad
Video Projects Director	Mike Wacker
Assistant Video Director	Craig Givens
Equipment Manager	Terry Sinclair
Assistant Equipment Manager	Howard Baus
Equipment Assistant	Scott Behring, Erik Kennedy
Administrative Assistant to the Head Coach	Jeanne Denkmann
Administrative Assistant	Mike Baugh
Facilities Manager	John Monson
Facilities	Duc Dinh, Lynn Kennedy
Video Projects	Rick Crawford
Data Processing	Jim Thomes
Team Chef	George Sybrant
Head Team Physician	Dr. Kevin Auld
Director of Medical Services	Dr. Stan Herring
Team Physicians	Dr. Ed Khalfayan, Dr. Brad Shoup

COACHING STAFF

Head Coach	Dennis Erickson
Assistant Head Coach, Offensive Line	Gregg Smith
Offensive Coordinator, Wide Receivers	Bob Bratkowski
Defensive Coordinator	Greg Mc Mackin
Special Teams	Dave Arnold
Defensive Line	Tommy Brasher
Defensive Coach	Dave Brown
Tight Ends	Keith Gilbertson
Defensive Staff Assistant	Ned James
Assistant Strength and Conditioning	Darren Krein
Strength and Conditioning	Dana LeDuc
Offensive Line	Howard Mudd
Linebackers	Mike Murphy
Quarterbacks	Rich Olson
Defensive Backs	Willy Robinson
Running Backs	Clarence Shelmon

FIRST & GOAL INC.

Chairman	Paul Allen
Vice Chair	Jody Patton
Vice Chair	Bert Kolde
President	Bob Whatsitt
Vice President/Senior Project Manager.....	Bob Collier
Vice President/Associate General Counsel	Richard Leigh
Vice President	Jim Kelley
Vice President	Mike Flood
Vice President	Bill Savoy
Secretary	Allen Israel

PAUL ALLEN

**Chairman,
Football Northwest and
First & Goal Inc.**



Seattle native Paul Allen is a long-time football fan and supporter of the Seattle Seahawks, so it did not come as a surprise that he stepped forward to keep the franchise in Seattle. Allen exercised his exclusive option to purchase the franchise on June 30, 1997, after the voters of the state of Washington approved Referendum 48, which allowed for the building of a stadium/exhibition complex. Allen had acquired the option to purchase the Seahawks on April 20, 1996. Although best known as the co-founder of Microsoft, Allen is also the owner of the

Portland Trail Blazers of the National Basketball Association and builder of the 30-acre Rose Quarter complex in Portland, which includes the Trail Blazers home, the critically-acclaimed Rose Garden. In addition, he owns or invests in a suite of some 35 technologically-based companies that explore products and technologies that will be an important part of the interactive future, or "Wired World." Allen has been pioneering new trails in the microcomputer industry since he co-founded Microsoft Corporation with Bill Gates in 1975. He served as Vice President of Research and New Product Development, Microsoft's senior technology post, until 1983. Today, he remains a major shareholder and serves on the board of directors. Allen's business strategy includes encouraging communication and synergy between his companies for mutual benefit. His companies include Asymetrix Corporation, Starwave Corporation, Vulcan Ventures Inc. and Vulcan Northwest of Bellevue, Washington, and Interval Research Corp. of Palo Alto, California. Starwave Corporation is an internet content provider, whose services include ESPNNet Sportszone, NFL.com, MR. Showbiz, NBA.com, and NASCAR.com. In addition, he is a partner in the entertainment studio DreamWorks SKG. Allen gives back to the community through the five Allen Charitable Foundations, which support arts, medical and other charitable needs in the Pacific Northwest and is the founder of the Experience Music Project, the interactive music museum, being built on the Seattle Center grounds in Seattle and scheduled to open in 1999. Allen was born in Seattle on January 11, 1953, and attended Lakeside High School, in Seattle, and Washington State University. He lives on Mercer Island, Washington.

JODY PATTON

**Vice Chair,
First & Goal Inc.**



Will play the lead role in the development and construction of the Seattle Seahawks new stadium and the adjoining exhibition center. Since 1990, Patton has supervised major construction projects as vice chair and owner's representative for the Oregon Arena Corp., and the Allen Estate. Patton was instrumental in building Portland's Rose Garden and its surrounding complex, the Rose Quarter. In her role as Executive Director of Experience Music Project, Patton oversees all programming and construction of the interactive music museum, scheduled

to open in Seattle in 1999. She has considerable experience in both the

profit and nonprofit sectors, serving as director of the Paul G. Allen Charitable Foundations and from her previous work in development for the Pacific Northwest Ballet. Patton is vice-chair of Vulcan Northwest, Inc., Paul Allen's management company. Active in the Puget Sound area arts and education communities, she serves on the board of directors of the International Glass Museum, the Meany Hall Advisory Board and the Lakeside School Building and Grounds Committee. Patton holds a Bachelor of Arts degree from Whitman College.

BERT KOLDE

**Vice Chair,
Football Northwest and
First & Goal Inc.**



Bert Kolde enters into his second year with Football Northwest and his first with First & Goal Inc., which will manage construction of the stadium/exhibition complex. He and Paul Allen have worked side-by-side since 1985 on a number of business ventures, including the Portland Trail Blazers and the Rose Quarter in Portland. The two were roommates at Washington State University and first combined to form Asymetrix Corporation in 1985. Kolde served as the company's president through 1994 where he worked closely with Allen on setting Asymetrix's

overall corporate direction and product strategies, and overseeing their implementation. He remains chairman of the board of directors. Kolde also represents Allen on a variety of business matters. He serves as vice chair of the Portland Trail Blazers and Oregon Arena Corporation, and as a director of CyberSource Corporation, MetaCreations, Inc., InfoModelers and Precision Systems, Inc. Prior to joining Asymetrix in 1985, Kolde was vice president of management reporting at Seafirst Corporation, in Seattle. Kolde began his finance career with the Boeing Company. He holds a bachelor of business administration in finance from Washington State University and a Master's Degree in Business from the University of Washington. Between earning his degrees he served with the U.S. Army in the Panama Canal Zone.

BOB WHITSITT

**President,
Football Northwest and
First & Goal Inc.**




Bob Whitsitt is in his second season as President of Football Northwest and his first with First & Goal Inc, which will manage the construction of the new stadium/exhibition center complex. In addition, he is President and General Manager of the Portland Trail Blazers of the National Basketball Association and President of Oregon Arena Corporation, which operates the Rose Garden. The Trail Blazers currently own the NBA's longest streak of consecutive playoff appearances at 15 and last season ranked third in the league in ticket revenues behind the New York

Knicks and Chicago Bulls. In addition, the Rose Garden was the second highest grossing arena in the country in 1996, and hosted 240 events. Prior to joining the Blazers on July 12, 1994, he served eight seasons as the President and General Manager of the Seattle SuperSonics. Whitsitt joined the SuperSonics at age 30, making him the youngest President in

the NBA, and took over a team that had won only 31 games in each of the previous two seasons and ranked last in the league in attendance. He turned the franchise into one which won 57.5 percent of their games (377-279) and made seven postseason appearances, including two trips to the Western Conference finals, over the next eight seasons. In his last season, the team won a franchise record and NBA high 63 games and sold out every regular season contest, earning him NBA Executive of the Year honors. Whitsitt entered the NBA with the Indiana Pacers in 1978 and was promoted to Director of Business Affairs and Promotions the following year before becoming Assistant General Manager in 1981. In August 1982, he joined the Kansas City Kings and in 1984, he was named Vice President, Assistant General Manager, as the franchise moved to Sacramento, California. Whitsitt serves on the board of directors of the Seattle Sports and Events Council as well as the board of the Portland Sports Authority. He graduated from the University of Wisconsin-Stevens Point with a degree in Communications and earned a Master's Degree in Sports Administration from the Ohio State University.

BOB COLLIER

**Vice President and Senior Project Manager,
First & Goal Inc.**




Bob Collier is responsible for managing the overall design and construction of many Vulcan Northwest commercial and residential projects, including the Port Quendall Development, Experience Music Project and First & Goal Inc. He oversees the architectural design process, making sure building plans are consistent with established design program goals. Collier is instrumental in the selection of projects' architects and engineers, and he oversees construction contractors, making sure that design requirements are implemented in the final product. Collier

holds a Bachelor of Science degree in Civil Engineering from Oregon State University, and has joined First & Goal Inc. after completing the Rose Garden Project as Senior Project Manager for the Portland Trail Blazers organization. He is also Senior Project Manager of Construction for the Experience Music Project, to be opened in Seattle in July of 1999. Prior to joining the team, Collier worked on many extensive construction projects throughout the Pacific Northwest and the nation.

RICHARD LEIGH

**Vice President and Associate General Counsel,
Football Northwest and First & Goal Inc.**



Richard Leigh serves as Vice President and Associate General Counsel for Football Northwest and First & Goal Inc. Leigh joined Football Northwest after spending eight years as a corporate attorney with the Seattle law firm of Foster, Pepper & Shefelman, PLLC, where he was a partner. Leigh was actively involved in the Rose Garden project in Portland, Oregon, focusing on various aspects of the project's financing. Immediately prior to joining Football Northwest, he was involved in the financing of the Maritime Park Arena in Miami, Florida, the proposed new home of the Miami Heat of the NBA. Leigh is a native of Los Angeles, California, where he attended Palisades High School. He holds

a Bachelor of Arts Degree in History and Hispanic Studies from Brown University in Providence, Rhode Island, and a Master's Degree in International Politics from the Johns Hopkins University School of Advanced International Studies in Baltimore, Maryland. He received his law degree from the Columbia University School of Law in New York, New York. Leigh has served on the Kingdome Renovation Task Force, the King County Baseball Park Commission and the Board of the Central Seattle Recovery Center. Richard and his wife, Desiree, reside in Seattle.

MIKE FLOOD

Vice President,

First & Goal Inc. and Seahawks



Enters into his first season with the Seahawks after joining the staff on July 1, 1997. Flood served as Community Outreach Director for Football Northwest prior to joining the Seahawks. Helped spearhead the state-wide campaign that resulted in the passage of Referendum 48 to build a combination football/soccer stadium and exhibition complex. A Seattle native, Flood attended Blanchet High School for three years before graduating from McClean High School in McClean, Virginia. He received a B.A. degree in Industrial Education from Washington

State University and a Masters Degree in Education from the University of North Carolina. Flood owned and operated an agricultural flying service in Fort Scott, Kansas, before joining the Coast Guard. He served as a pilot and Civil Engineering Officer in the Guard flying C130s, Dassault Falcon jets, and H60 Jayhawk helicopters. From 1994-1996 he was the Air/Sea Rescue Operations Officer for coastal Oregon and Washington. Flood retired as a Commander in 1996 after 20 years in the service. He and his wife, Marty, have a son, Dan, and a daughter, Shannon.

JIM KELLEY

Vice President,

First & Goal Inc.



Jim Kelley joined First & Goal Inc. this July after serving as Legal Counsel, Executive Policy for the Office of Washington State Governor Gary Locke. In that role, Kelley was the lead staff member on legislation that eventually became Referendum 48, the statewide ballot measure that provides for a new football/soccer stadium and exhibition center. Prior to joining Governor Locke's staff, he was Deputy Director of the Kingdome and Project Director for the Seahawks/Kingdome Renovation Task Force. He's also been King County's

Stadium Development Project Director and Analyst and has worked as Staff Counsel in the Washington State House of Representatives and as Deputy Prosecutor in the King County Prosecutor's Office. Kelley attended Blanchet High School, where he was honored as the Outstanding Scholar-Athlete. He earned a B.A. degree in Communications from the University of Washington and is an honors graduate of the University of Washington Law School. Kelley and his wife live in Olympia, Washington.

HARRY HUTT

Interim Senior Vice President/ Marketing Operations



Harry Hutt enters into his first season with the Seahawks and his second year as senior vice president for marketing operations for the Portland Trail Blazers. Hutt oversees the broadcasting, ticket sales, game operations, marketing, communications and sponsorship sales and client services departments for the Portland NBA franchise. He joined the Trail Blazers in April, 1996, after 18 years with the Detroit Pistons, where he most recently was the club's vice president for marketing and broadcasting. He helped direct the

successful launching of the Pistons-produced television broadcasts and the Pistons Radio Network. Prior to Detroit, Hutt served as the director of promotions and group sales with the Buffalo Braves franchise in the NBA.

SCOTT PATRICK

Vice President/Corporate Sales



Scott Patrick joined the Seahawks in August 1997 after 11 seasons with the Seattle SuperSonics of the NBA, including the last five as the Sonics Vice President of Corporate Sponsorship and Broadcast. With the Sonics, Patrick was responsible for all sponsorship revenues generated through Sonics television, cable, network radio, Key Arena signage, cause marketing, publications, internet advertising, and promotions. Prior to joining the Sonics, he served as the tournament coordinator for the LPGA SAFECO Classic in Seattle. He was active in the GTE Northwest Classic,

a Senior PGA Tour event, while an account manager with Andersen Sports Marketing in Bellevue, Washington. While at Andersen, he assisted with the marketing and regionalizing of the University of Oregon's sports radio network, as well as developing syndicated coaches shows for the University of Washington, Washington State University, and the Seahawks. A native of Ellensburg, Washington, Patrick has a B.S. degree in Communications from the University of Washington. He and his wife, Ronda, have two children, Brooks and Bailee.

MICKEY LOOMIS

Vice President/Finance



Enters into his 15th season and was named to his current position on January 6, 1992. Originally joined the Seahawks staff in October 1983, as the team's Business Manager and was promoted to Vice President/Finance in 1990. A native of Eugene, Oregon, he graduated from Willamette High School in 1974 and played basketball at Northwest Christian College. Loomis earned his undergraduate degree in Accounting from the University of Oregon and also has a Master's Degree in Sports Administration from Wichita State University. Mickey has

two children, a son, Alex, and a daughter, Katherine.

RANDY MUELLER

Vice President/Football Operations



Enters his third season as Vice President/Football Operations and 15th as a member of the staff. Promoted to his current position on June 1, 1995. Mueller joined the franchise in June of 1983 as an assistant in Pro Personnel and was promoted to Pro Personnel Director in 1990. Enjoyed a stellar three-year career at Linfield College in McMinnville, Oregon. As a senior, he quarterbacked Linfield to the NAIA Division II National Championship in 1982. He was named Most Valuable Offensive Player in the Wildcats 33-15 national championship win

over William Jewell College, as well as offensive MVP in a semifinal win over Westminster College. Also earned All-District and All-Northwest Conference honors, along with being an honorable mention Associated Press Little All-America. Mueller lettered in football, basketball, and baseball at St. Maries High School in St. Maries, Idaho. His brother, Rick, is a college scout for the Jacksonville Jaguars. Randy and his wife, Lori, have a daughter, Riley.

GARY WRIGHT

Vice President/Communications



Enters into his 22nd season and his tenth as a vice president. Named to his current position in June 1995, after serving as Vice President/Administration and Public Relations since 1992. Joined the Seahawks in 1976 as director of publicity and was named public relations director in 1982 and added the title of vice president in 1987. Chosen by Hall of Famer Steve Largent to be his presenter at the July 1995 ceremonies. Spent the two seasons prior to joining the Seahawks as the publicity director for the Southern California Sun of the World Football League and as

league publicity director. Also served as vice president of operations for the Phoenix Racquets of World Team Tennis. Wright was the sports information director at Long Beach State University and taught history and journalism in high school after graduating from Long Beach State. Gary and his wife, Ann, have two sons, Larry and Steve, the Seahawks assistant public relations director.

RICK THOMPSON

Assistant Player Personnel Director



An original member of the Seattle staff, Thompson joined the Seahawks in 1975 as an assistant in the player personnel department and was promoted to Assistant Player Personnel Director in July of 1984. In addition to his player personnel duties, Thompson has served as the Seahawks training camp director since 1978. He is a graduate of Hamline University in St. Paul, Minnesota, where he earned a degree in Sports Administration. As an undergraduate, he worked for the Minnesota Vikings for five years. Thompson is a graduate of Lincoln High

School in Bloomington, Minnesota. He and his wife, Kathy, have a daughter, Kacie, and a son, Nicholas.

BILL QUINTER

Pro Personnel Assistant



Joined the staff on June 1, 1996, after having spent the previous 24 seasons in the Canadian Football League as a player, coach, and administrator. Played in the NFL with the Washington Redskins in 1962 before joining the Ottawa Rough Riders in 1963. Earned All-CFL honors as a linebacker in 1964. After coaching at Indiana State in 1968 and Pittsburgh from 1968-72, he went back to the CFL as an assistant with the Toronto Argonauts in 1973. He also served as the defensive coordinator of the Calgary Stampeders in 1976 before joining the B.C. Lions in 1977

as offensive line coach. In 1981, he switched over to the defensive line for two seasons. In 1983 the Lions named him their player personnel director. In 1984 he was named the General Manager of the Saskatchewan Roughriders. From 1987 to 1990 he was the player personnel director of the Winnipeg Blue Bombers before rejoining the Lions in 1990 in the same capacity. Bill and his wife, Christine, have six children, sons Josh and Bill, Jr., and daughters Judi, Jose, Jenny, and Joy.

PAT MONDOCK

Eastern Supervisor



Joined the scouting staff on June 6, 1994, after eight seasons with the Indianapolis Colts. Joined the Colts in June 1986, from BLESTO, where he had been the combine's Western Region Scout. Mondock has 22 years of high school and college coaching experience. He served as the head coach at Washington and Jefferson College in Washington, Pennsylvania, from 1972-82, and was a high school head coach at both Southern Country and Ridgeway High Schools in Western Pennsylvania, from 1962-70. He holds an undergraduate degree from Lock Haven

State College in Lock Haven, Pennsylvania, and a Masters Degree from West Virginia University in Health and Physical Education. Pat and his wife, Kathleen, have five grown children.

DERRICK JENSEN

Area Scout




Begins his seventh year with the Seahawks scouting staff having been hired in 1991 after a seven-year NFL playing career as a fullback. Jensen was a third-round draft choice of the Oakland Raiders in 1979 and played in 106 games, starting 21, in his career, including a streak of 105 straight. Served as the captain of the Raiders special teams for five seasons and contributed a blocked punt, which he recovered for the first touchdown, in the Raiders 38-9 win over the Washington Redskins in Super Bowl XVIII. Also part of the Raiders Super Bowl

XV championship team. Finished his Raiders career with 780 yards on 224 carries, with five touchdowns. Added 44 receptions and three scores and returned an onside kick 33 yards for a touchdown against the

New York Giants in 1980. Two-time Southland Conference Most Valuable Player while at Texas-Arlington. Finished his career with 3,346 rushing yards, the first player in conference history to top 3,000 yards. Attended Oswatomie High School in Oswatomie, Kansas. Derrick and his wife, Amanda, have a son, Davis.

DOUG KRETZ

Area Scout



Joined the Seattle Seahawks scouting staff full-time in June of 1981 after working two years on a part-time basis. A Seattle Pacific University graduate, Kretz lettered in soccer as a collegian and earned his degree in Physical Education. He broke into coaching at Redmond Junior High in Redmond, Washington. The next four years were spent as an assistant football coach and soccer coach at Newport High in Bellevue, Washington. A native of Seattle, Kretz attended Mercer Island High School, where he played football and baseball. Doug and his wife,

Gerri, have a daughter, Berit.

DAVE NUSZ

Area Scout




Enters his eleventh season as a scout, having joined the Seahawks in July, 1986. He spent 28 years as a collegiate assistant coach at the University of Maryland (1956-57), William and Mary (1958-61), University of Detroit (1962-65), University of Texas-El Paso (1966-70), Mississippi State (1971-72), Memphis State (1973-74), Southern Methodist (1974-75), Vanderbilt (1976-78), and the University of Louisville (1979-83). Nusz coached the defensive backs and linebackers for two seasons (1984-85) with the Jacksonville Bulls of the United States Football League

before joining the Seahawks. A graduate of the University of Maryland with a degree in Physical Education, Recreation and Health, Nusz played on three Terrapin teams that won 27-of-32 games, played in two Orange Bowls (1953 and 1955) and won the 1953 National Championship with a 10-1-0 record. The 1955 squad finished third in the nation also with a 10-1-0 mark. Dave and his wife, Bette, have a daughter, Kerry, and a son, Tommy. His last name is pronounced "News."

Computer-generated image of the new Seahawks stadium

Photo by Chris J. Roberts, Ellerbe Becket, in association with Loschky Marquardt & Nesholm Associates



JOHN PETERSON

Area Scout




Begins his first season having joined the staff in July. Brings 27 years of college and professional experience to the Seahawks. Has worked in both the Canadian Football League and World League with the Ottawa Rough Riders (1989-91) and Toronto Argonauts (1994-96) as Director of Player Personnel of the CFL and with the San Antonio Riders of the World League as Vice President/General Manager from 1991-92. Served as the head coach at Bemidji State University from 1983-89, and was also athletic director from 1982-84. Head

coach at Frostburg State University from 1977-81 and served as an assistant coach at Northern Illinois, Westminster College, and Holy Cross College. Attended Pioneer High School in Ann Arbor, Michigan, and attended Northern Michigan University and Eastern Michigan University where he played defensive end and tackle. Earned his B.S. degree from Eastern Michigan, an M.A. from Michigan State, and a Ph.D. from the University of Utah. Taught at Northern Illinois University, the University of Utah, Frostburg State, and Bemidji State.

DOUG WHALEY

Area Scout



Enters into his second season as an area scout having joined the staff in July of 1996. Spent the year prior to coming to the Seahawks as an assistant in the pro personnel department of the Pittsburgh Steelers. Whaley lettered four seasons at the University of Pittsburgh as a safety. He started his last three seasons and was credited with 230 tackles and four interceptions. He graduated with a degree in Business Finance and worked for one year as a retail stockbroker on Wall Street before joining the Steelers. Whaley attended Upper St. Clair High School in

Pittsburgh, lettering in football, wrestling and track.

MEDIA INFORMATION

We hope this Media Guide will be of some assistance during the Seattle Seahawks 1997 season. Public Relations is a high priority with the Seahawks and if our Public Relations office staff of Dave Neubert, Steve Wright, Sandy Gregory, Lauri Perry and Corky Trewin can help you throughout the year, please feel free to call upon us. Credential requests should be made in writing to Dave Neubert, 11220 N.E. 53rd Street, Kirkland, WA, 98033.

- Dave Neubert, Public Relations Director, home phone (360) 668-1726.
- Steve Wright, Assistant Public Relations Director, home phone (425) 822-4469.

The Media Guide is published by the Seattle Seahawks, 11220 N.E. 53rd Street, Kirkland, WA 98033. Copyright 1997 by the Seattle Seahawks. All rights reserved.

JIM WHITESEL

Head Trainer



An original member of the staff, Whitesel begins his 22nd season and his 13th as head trainer. Was the head trainer at Seattle Pacific University for the two years prior to joining the Seahawks and also worked as an assistant trainer at the University of Washington and Washington State University. Has spent the last 33 years working in the athletic training field. Holds a Masters Degree in Sports Medicine from the University of Washington and is a certified member of the National Athletic Trainers Association. He graduated from Franklin Pierce High

School in Tacoma, Washington. Jim and his wife, Sharron, have a daughter, Anna, and two sons, Joe and Mike.

TODD SPERBER

Assistant Trainer



Joined the staff in 1994 after 13 seasons with the Los Angeles Raiders. Joined the Raiders as their part-time assistant trainer in 1981 and was promoted to full-time status in 1985. Graduated from California Poly San Luis Obispo with a degree in Physical Education. Worked as a student trainer for football and basketball while an undergraduate. Received his Masters Degree in Education/Physical Education from Cal State University Dominguez Hills. Member of the National Athletic Trainers Association and the National Strength and Conditioning Association.

Attended Yucaipa High School in Yucaipa, California, lettering in basketball. Todd and his wife, Susie, have two daughters, Carly and Tori.



Eddie Antuna
Admin. Asst./Scouting



Chuck Arnold
Ticket Services Manager



Dr. Kevin Auld
Head Team Physician



Donn Bagnall
Season Tickets Sales



Julie Barber
Account Executive



Mike Baugh
Admin. Asst./Coaching



Howard Baus
Asst. Equipment Mgr.



Karen Beckman
Staff Accountant



Scott Behring
Equipment Staff



Bob Bennet
Ticket Sales Staff



Walter Blenman
Ticket Sales Staff



Sarita Carter
Outreach Coordinator



Rick Crawford
Video Projects



Jeanne Denkmann
Admin. Asst./Erickson



Duc Dinh
Facilities



Linda Ebi
Admin. Asst./Scouting



Thom Fermstad
Video Director



Emily Forster
Ticket Sales Staff



Craig Givens
Asst. Video Director



Sandy Gregory
Comm. Outreach Dir.



Sue Hart
Travel Consultant



Ingrid Hatfield
Receptionist




Dr. Stan Herring
Dir. Medical Services



Cindy Kelley
Office Manager



Erik Kennedy
Equipment Staff



Lynn Kennedy
Facilities



Dr. Ed Khalfayan
Team Physician



Charlotte Kores
Executive Assistant



Hal Kulgren
Security



Kaarta Maron
Account Executive



Sterling Monroe
Information Systems



John Monson
Facilities Manager



James Nagaoka
Ticket Operations Dir.



Sharon Nelson
Executive Assistant



Danielle Patterson
Accounting Assistant



Lauri Perry
Admin. Asst./PR



Diana Popow
Suite Services Director



Tag Ribary
Admin. Asst./Scouting




John Roche
Ticket Sales Staff



Susan Short
Ticket Sales Staff



Steve Sloboda
Ticket Sales Staff



Terry Sinclair
Equipment Manager



Dr. Brad Shoup
Team Physician



Patti Sipes
Administrative Staff



Reid Skinner
Marketing Manager



George Sybrant
Team Chef



Jim Thomes
Data Processing



Corky Trewin
Staff Photographer



Mike Wacker
Video Projects Director




John Webb
Ticket Sales Staff



Steve Wright
Asst. PR Director



**COACHING
STAFF**



DENNIS ERICKSON

Head Coach

SEAHAWKS: Enters into his third season as the Seahawks head coach having steadily re-built a franchise that had posted the NFL's second worst record (14-34) in the three seasons prior to his arrival. Erickson has topped that win total with a 15-17 record in his first two seasons, including an 8-8 mark in 1995, Seattle's best finish since a 9-7 mark in 1990. That team rebounded from a 2-6 first half of the

season to win six-of-seven and be in playoff contention until a week 17 loss at Kansas City to the Chiefs, who finished with the NFL's best record. The 1996 team started 0-3, but came to .500 (5-5) after a three-game winning streak and finished the season 7-9, despite the loss of starting quarterback John Friesz in the tenth game. Only 15 players remain with the Seahawks from the 1994 finale in Cleveland, including 12 starters. Of the 15 wins, eight have come down to the last two minutes, including overcoming two of the five largest fourth quarter road deficits. One of those was the greatest comeback in franchise history, overcoming a 20-point deficit at Denver. In his two seasons, the Seattle offense had its' first 400-yard game since 1988, a period of 99 games, and Friesz had the first individual 300-yard passing game since 1991, a span of 79 games. Erickson was named the fifth head coach in Seahawks history on January 12, 1995, and follows Jack Patera (1976-82), Mike McCormack (1982), Chuck Knox (1983-91), and Tom Flores (1992-94) as the Seahawks head coach. He is the first of the five not to have previous NFL coaching experience. A native of Everett, Washington, Erickson is one of two current NFL coaches to be the head coach of his hometown team along with the Pittsburgh Steelers Bill Cowher, a native of Pittsburgh.

NFL HEAD COACHING EXPERIENCE: Begins his third season as a head coach in the National Football League, all with the Seahawks. Possesses a 15-17 career record.

COLLEGE HEAD COACHING EXPERIENCE: A proven winner in each of his four college head coaching jobs, Erickson posted a 113-40-1 overall record and won two national championships in 13 seasons as a head coach, enduring only one losing season. In addition, he captured coach of the year honors in three different conferences—Big Sky, Pac 10, and Big East. Reached 100 career wins in his 137th game, becoming the third-quickest to reach that plateau among Division I head coaches active in 1994, trailing Penn State University's Joe Paterno (122 games) and the University of Nebraska's Tom Osborne (126 games). Spent six seasons (1989-94) at the University of Miami and compiled an NCAA-best 63-9-0 record (.875) and won national championships in his first season of 1989 and again in 1991. Posted a 35-2 home mark at the Orange Bowl, including being part of an NCAA record 58 straight wins. Became only the second head coach in NCAA history to win a national championship in his first season at a school. The Hurricanes finished the 1989 regular season 10-1, losing only to Florida State, and defeated the University of Alabama in the USF&G Sugar Bowl, 33-25. During the year they knocked off the undefeated defending national champion University of Notre Dame, 27-10. At the end of the year they led the country in total defense (216.5 yards per game), rushing defense (69.1), and scoring defense (9.3 points per game). Erickson was a finalist for national coach of the year honors and was named the All-South Independent Coach of the Year. His 1990 squad finished 10-2 and ranked third in the country following a 46-3 win over the University of Texas in the Mobil Cotton Bowl. In 1991, Miami posted a perfect 12-0 mark capped by a 22-0 win over the University of Nebraska in the Federal Express Orange Bowl, winning a share of the national title with the University of Washington. Winning two national titles in his first three seasons at Miami matched the NCAA record set by the University of Oklahoma's Barry Switzer in 1974 and 1975. In 1992, his squad entered the Sugar Bowl 11-0 with a chance to capture a third national title, but dropped a 34-13 decision to eventual

national champion Alabama, who finished 12-0. That squad finished third in the country. After both the 1991 and 1992 seasons he was named Big East Coach of the Year. In 1993 Miami finished 9-3 and was ranked 15th, while in 1994, they were 10-2, ranking sixth in the nation. While at Miami, his teams captured two national championships and entered three additional bowl games in contention for a national title, played in six straight New Year's Day bowl games, and won at least 10 games five times. Erickson coached 14 first-team All-America players, a Heisman Trophy winner (quarterback Gino Torretta in 1991), Outland Trophy winner (defensive tackle Russell Maryland 1990), and Lombardi Award winner (defensive tackle Warren Sapp in 1994). In addition, Maryland was the first pick in the entire 1991 draft. He started his head coaching career at the University of Idaho in 1982 compiling a 32-15-0 (.681) mark in four seasons, the most wins in school history, and advancing to the NCAA I-AA playoffs his first and last seasons in 1982 and 1985. He was named Big Sky Coach of the Year both seasons and the 1985 team captured the school's first conference title in 14 seasons. In 1986 he moved to the University of Wyoming. He installed his Air Express attack in place of the wishbone and turned around a 3-8 team to one that went 6-6, losing three games by seven or fewer points, and finished second in the nation in passing offense, while breaking all school passing records. He moved to Washington State University in 1987 and after a 3-7-1 first season went 9-3-0 in 1988, taking the Cougars to the Aloha Bowl, their first bowl game since 1981, and only the fourth bowl game in school history. Washington State's 24-22 win over the University of Houston was the first bowl game win by a WSU team in 72 years and gave the Cougars a final national ranking of 16th, the highest in school history. That season also included an upset of number one ranked UCLA in Los Angeles. His quarterback, Timm Rosenbach, led the nation in passing efficiency with a 162.0 rating, and was later a first-round supplemental draft choice of the Arizona Cardinals in 1989.

COLLEGE ASSISTANT COACHING EXPERIENCE: Started his career as a graduate assistant at his alma mater, Montana State University, in 1969. He spent the next spring as a graduate assistant at Washington State before moving into the high school ranks as the head coach at Billings Central High School in Billings, Montana. In 1971, he returned to Montana State as the offensive backfield coach. In 1974 and 1975, he served as the offensive coordinator at the University of Idaho, before taking the same job at Fresno State University. In 1979, he moved to San Jose State University as their offensive coordinator, remaining there until taking the head coaching job at the University of Idaho in 1982.

COLLEGE PLAYING EXPERIENCE: Was a three-year starter at quarterback at Montana State University from 1966 to 1968, twice earned first-team All-Big Sky Conference honors in 1967 and 1968, and was an honorable mention All-America as a senior. He set school records for career total offense (3,945 yards), career passing yards (3,181), passing yards in a single-season (1,819 in 1968), passing yards in a single game (282 versus Montana), while ranking second all-time with 126 points and 21 touchdowns. His 70-yard pass to Ron Bain against Northern Arizona in



1968 was a school record. In addition, he was the holder for future NFL Hall of Fame kicker Jan Stenerud. Graduated with a B.S. in Physical Education.

PERSONAL: Is a native of Everett, Washington, located 30 miles north of Seattle. His father, Robert (Pink) Erickson, was a highly-successful high school coach at Ferndale High School in Ferndale, Washington, and Cascade High School in Everett, and he and his wife, Mary, still live in Everett. Dennis attended Everett High School, lettering in football and basketball and was 2-1 against his father. The current head coaches of the University of Washington, Jim Lambright (1961), and Washington State University, Mike Price (1964), along with Erickson (1965), all attended Everett High School. Dennis and his wife, Marilyn, have two sons, Bryce and Ryan. Born March 24, 1947, in Everett, Washington.

ERICKSON'S NFL COACHING RECORD

Year	Team	W	L	T	Pct	Finish
1995	Seattle	8	8	0	.500	T3rd, AFC West
1996	Seattle	7	9	0	.438	T4th, AFC West
NFL TOTALS		15	17	0	.469	

ERICKSON'S COLLEGE COACHING RECORD

Year	School	Overall				Conference			
		W	L	T	Pct.	W	L	T	Pct.
1982	Idaho	9	4	0	.692	5	2	0	.714
1983	Idaho	8	3	0	.727	4	3	0	.571
1984	Idaho	6	5	0	.545	4	3	0	.571
1985	Idaho	9	3	0	.750	6	1	0	.857
1986	Wyoming	6	6	0	.500	4	4	0	.500
1987	Washington State	3	7	1	.318	1	5	1	.214
1988	Washington State (16)	9	3	0	.750	5	3	0	.625
1989	Miami (1)	11	1	0	.917	-	-	-	
1990	Miami (3)	10	2	0	.833	-	-	-	
1991	Miami (1)	12	0	0	1.000	2	0	0	1.000
1992	Miami (3)	11	1	0	.917	4	0	0	1.000
1993	Miami (15)	9	3	0	.750	6	1	0	.857
1994	Miami (6)	10	2	0	.833	7	0	0	1.000
COLLEGE TOTALS		113	40	1	.737	48	22	1	.683

Final Associated Press ranking in parenthesis

ERICKSON'S COACHING CAREER

1969	Montana State University: <i>Graduate Assistant Coach</i>
1970	Washington State University: <i>Graduate Assistant Coach</i> (Spring)
1970	Billings (Montana) Central High School: <i>Head Coach</i>
1971-73	Montana State University: <i>Offensive Backfield Coach</i>
1974-75	University of Idaho: <i>Offensive Coordinator</i>
1976-78	Fresno State University: <i>Offensive Coordinator</i>
1979-81	San Jose State University: <i>Offensive Coordinator</i>
1982-85	University of Idaho: <i>Head Coach</i>
1986	University of Wyoming: <i>Head Coach</i>
1987-88	Washington State University: <i>Head Coach</i>
1989-94	University of Miami: <i>Head Coach</i>
1995-	Seattle Seahawks: <i>Head Coach</i>

ALL-TIME COACHING RECORDS

	Regular Season				Postseason		
	W	L	T	Pct	W	L	Pct
*Jack Patera (1976-82)	35	59	0	.372	—	—	—
Mike McCormack (1982)	4	3	0	.571	—	—	—
Chuck Knox (1983-91)	80	63	0	.559	3	4	.429
Tom Flores (1992-94)	14	34	0	.291	—	—	—
Dennis Erickson (1995-)	15	17	0	.469	—	—	—
Totals (1976-96)	148	176	0	.456	3	4	.429

* Patera was fired after two games of the 1982 season and replaced by McCormack.

ASSISTANT COACHES



GREGG SMITH Assistant Head Coach, Offensive Line

SEAHAWKS: Named Assistant Head Coach, Tight Ends on January 12, 1995. In 1997, he will team with Howard Mudd to work with the offensive line. Guided the development in 1995 and 1996 of tight ends Carlester Crumpler and Christian Fauria. The duo combined for 40 receptions in 1995 and 44 in 1996. Their block-


ing was a key reason Seattle finished third and fifth in the NFL in rushing yards in 1995 and 1996.

NFL COACHING EXPERIENCE: Begins his third season as an assistant coach in the NFL.

COLLEGE COACHING EXPERIENCE: Has served as Dennis Erickson's offensive line coach since 1982. Originally hired by Erickson at the University of Idaho in 1982, and moved with him to the University of Wyoming (1986), Washington State University (1987-88) and to the University of Miami (1989-94). While at Miami, he also served as Erickson's assistant head coach, handling administrative duties. Had five of his Miami linemen drafted by NFL teams, including tackle Leon Searcy with the 11th overall pick by the Pittsburgh Steelers in 1992. Another of his drafted linemen was guard Mike Utley at Washington State. Began his coaching career as a graduate assistant at the University of Idaho in 1967.

COLLEGE PLAYING EXPERIENCE: Played one season as a tight end at the University of Idaho before a knee injury ended his career.

PERSONAL: Attended Moscow High School in Moscow, Idaho. Coached in high school at Sunset High in Beaverton, Oregon, from 1969-72, before moving to Buhl High in Buhl, Idaho, as an assistant in 1973. Named head coach at Buhl in 1978 and remained there through the 1981 season. Has a degree in Education from the University of Idaho. Gregg and his wife, Gloria, have three children, Cori, Laci, and Tyler. Born October 28, 1946, in Oklahoma City, Oklahoma. Full name is John Gregory Smith.



BOB BRATKOWSKI Offensive Coordinator, Wide Receivers

SEAHAWKS: Enters into his sixth season with the Seahawks and second as offensive coordinator. Promoted to offensive coordinator and wide receivers coach on January 12, 1995, after having served as wide receivers coach since January 22, 1992. One of his pupils all five of his seasons has been Brian Blades who ranks as

the franchise's second all-time leading pass catcher with 536. In both 1993 and 1994 Blades set single season franchise marks with 80 and 81 receptions. In 1995, Joey Galloway was added to the mix and he proceeded to set franchise records for receptions and yards by a rookie with 67 receptions for 1,039 yards, becoming only the 10th rookie in NFL history and first since 1986 to surpass 1,000 yards. Galloway came back his second season with 57 receptions for 987 yards. In two seasons, he's accounted for 14 touchdowns.

NFL COACHING EXPERIENCE: Begins his sixth season in the NFL, having spent his entire career with the Seahawks.

COLLEGE COACHING EXPERIENCE: Spent 14 seasons in the collegiate ranks, including the last six seasons as Dennis Erickson's offensive coor-

dinator and wide receivers coach at the University of Wyoming (1986), Washington State University (1987-88) and the University of Miami (1989-91). The University of Miami won two national championships (1989 and 1991) during his tenure. Began his career as the wide receivers coach at the University of Missouri in 1978. Moved to Weber State University as wide receivers coach in 1981 and was promoted to offensive coordinator in 1984 at age 28. Joined Erickson's staff at the University of Wyoming in 1986 as offensive coordinator and wide receivers coach and moved with Erickson to Washington State University in 1987 and to Miami in 1989. At Wyoming, the team broke every school record for team and individual passing, while finishing second in the nation in passing yards per game. While at Washington State, the Cougars ranked third nationally in total offense in 1988 and were tenth in scoring, while posting a 9-3 mark, an Aloha Bowl win and the school's highest-ever national ranking (16th).

COLLEGE PLAYING EXPERIENCE: Lettered three seasons, 1975-77, as a wide receiver at Washington State University. Redshirted in 1974 after playing with the junior varsity in 1973. Earned his degree in Education from the University of Missouri in 1979.

PERSONAL: Attended Premonte High School in Green Bay, Wisconsin, lettering twice each in football, basketball, and golf. His father, Zeke, played quarterback for 14 seasons in the NFL with the Chicago Bears (1954, 1957-60), Los Angeles Rams (1961-63), and Green Bay Packers (1964-68, 1971) and spent 25 seasons as an assistant in the NFL with the Packers (1969-70, 1975-81), Bears (1972-74), Baltimore-Indianapolis Colts (1982-84), New York Jets (1985-89, 1995-96), Cleveland Browns (1990), and Philadelphia Eagles (1991-94). Bob and his wife, Rebecca, have two children, a son, Shane, and a daughter, Courtney. Born December 2, 1955, in San Angelo, Texas.



GREG Mc MACKIN

Defensive Coordinator

SEAHAWKS: Named to his current position on January 27, 1995, after being originally hired on January 12. Begins his 28th consecutive season handling the defensive side of the football. Has steadily molded the Seahawks defense into a more attacking, aggressive unit based on the play of tackles Cortez Kennedy and Sam Adams. The unit recorded 48 sacks in 1996, third in the NFL and third for a single

season in franchise history. Two players, Kennedy and end Michael Sinclair were voted to the Pro Bowl as the front four combined for 40 sacks, with 13 by Sinclair.

NFL COACHING EXPERIENCE: Begins his third season as an assistant coach in the NFL.

COLLEGE COACHING EXPERIENCE: Spent the 1994 season as the defensive coordinator at the University of Miami after joining Dennis Erickson's Hurricanes staff as the defensive backfield coach in 1993. Miami led the nation in three defensive categories in 1994: total defense, pass defense, and scoring defense. Has spent 20 of the past 22 seasons in the college ranks. Started his career as a graduate assistant coach at the University of Arizona in 1968. Coached in high school for five seasons before moving to Western Oregon State College in Monmouth, Oregon, in 1974 as the defensive coordinator and recruiting coordinator. Handled the same duties at the University of Idaho from 1977-78. Served as the assistant head coach and secondary coach at San Jose State University from 1979-83, where Dennis Erickson was the offensive coordinator from 1979-81, and Jack Elway was the head coach from 1979-83. Joined Elway at Stanford University from 1984-85, where he handled the linebackers. After two seasons in the United States Football League with the Denver Gold, he served from 1986-89 as the head football coach and assistant athletic director at Oregon Tech University in Klamath Falls, Oregon. From 1990-92 he served as the defensive coordinator at the University of Utah (1990-91) and at the United States Naval Academy (1992).

COLLEGE PLAYING EXPERIENCE: Was a four-year starter and three-time all-conference selection as a defensive back at Southern Oregon

State University, in Ashland, Oregon (1964-68). Graduated with a B.A degree in Physical Education and earned a Masters in Education from the University of Arizona.

PERSONAL: Attended Springfield High School in Springfield, Oregon. Served as an assistant coach at Aloha High School in Aloha, Oregon, from 1968-71, before being elevated to head coach in 1971 for three seasons. Greg and his wife, Heather, have a daughter, Shannon. Born April 24, 1947, in Springfield, Oregon. Has authored a book, *Coaching the Defensive Backfield*, which is in its second printing.



DAVE ARNOLD

Special Teams

SEAHAWKS: Named to his current position on January 12, 1995. In his first two seasons, he's seen kicker Todd Peterson post the first (111 points in 1996) and third (109 in 1995) highest point totals in franchise history. Peterson has also set records for most field goals in a season (28 in 1996) and most consecutive field goals (14 from 1995-96). Punt returner Joey Galloway has returned a punt for a touch-


down in each of his two seasons, while kickoff returner Steve Broussard is the franchise's all-time leader with a 23.8 yard career average. Punter Rick Tuten led the NFL with a club record 45.0 yard average in 1995 and followed that with a 44.1 yard average in 1996.

NFL COACHING EXPERIENCE: Begins his third season as an assistant coach in the NFL.

COLLEGE COACHING EXPERIENCE: Started his college coaching career as an assistant at Michigan State University in 1980, after 12 seasons as a high school coach. Moved to Montana State University as an assistant in 1982, before becoming the head coach in 1983. At Montana State, he took a team that was 1-10 his first season and turned it into a 12-2 team that ended the season with a 10-game winning streak and NCAA Division I-AA National Championship. He earned coach of the year honors from the American Football Coaches Association and CBS-TV. In 1987, he joined Dennis Erickson's staff at Washington State University handling the special teams and assisting Gregg Smith with the offensive line. He moved with Erickson to the University of Miami in 1989. At Miami, he coached the tight ends for the first four seasons, before moving to the running backs in 1993 and 1994, while also handling the special teams.

COLLEGE PLAYING EXPERIENCE: Lettered as a tight end at Drake University, in Des Moines, Iowa. Graduated with a degree in Health, Physical Education, and Recreation in 1967.

PERSONAL: Started his coaching career as an assistant coach at his alma mater, Midland High School in Midland, Michigan, in 1968. Moved to Alma High School in Alma, Michigan, as an assistant in 1973, before being named the head coach in 1974. In his six seasons as a head coach, he won three league titles and was named coach of the year three times. Dave and his wife, Bobbie, have three children. Kim, Karie, and E.J. Born September 18, 1944, in Jackson, Michigan, and was raised in Midland.



TOMMY BRASHER

Defensive Line

SEAHAWKS: Begins his sixth season as the defensive line coach after being hired on January 23, 1992. Was retained by Dennis Erickson on January 16, 1995. Saw two of his players, tackle Cortez Kennedy and end Michael Sinclair voted into the Pro Bowl in 1996. It was the sixth straight appearance by Kennedy, who made it as a reserve the year prior to Brasher's arrival in Seattle and has been a

starter four times, and the leading vote-getter three times. In 1992,

Kennedy was named the NFL Defensive Player of the Year. It was the first Pro Bowl for Sinclair, who registered 13.0 sacks, including tying the team single-game record with four versus Denver. In all, Seattle's front four combined for 40 of the team's 48 sacks, to lead all foursomes. The 48 sacks ranked third in the NFL in 1996 and are third for a single-season in franchise history and the most since 1985.

NFL COACHING EXPERIENCE: Enters into his 15th NFL season in 1996. He has served as the defensive line coach with the New England Patriots (1982-84), Philadelphia Eagles (1985), Atlanta Falcons (1986-89), and Tampa Bay Buccaneers (1990), prior to joining the Seahawks. He spent the 1991 season in private business. Has coached two of the NFL's all-time best defensive linemen in Reggie White (1985) and Cortez Kennedy.

COLLEGE COACHING EXPERIENCE: Started his college coaching career at the University of Arkansas, his alma mater, as the defensive line coach under Frank Broyles in 1970. He moved to Virginia Tech in 1971 as defensive line and linebackers coach and spent the 1974 and 1976 seasons at Northeastern Louisiana University as defensive coordinator and defensive line coach. He coached the defensive line at Southern Methodist University from 1977 through 1981.

COLLEGE PLAYING EXPERIENCE: A three-year letterman and two-time All-Southwest Conference linebacker under Frank Broyles at Arkansas in 1962 and 1963. He twice played in the Sugar Bowl and was a teammate of Dallas Cowboys owner Jerry Jones and former Cowboys head coach Jimmy Johnson.

PERSONAL: Played football at El Dorado High School in El Dorado, Arkansas, and began his coaching career at El Dorado in 1964 as an assistant. He also coached at Ball High in Galveston, Texas (1965-66), and was the head coach at Hot Springs High in Hot Springs, Arkansas (1967-69). In 1975, he left the college ranks to become the defensive line coach of the Shreveport Steamer of the World Football League. Tommy and his wife, LaNelle, have two daughters, Melodie and Christie. He was born on December 30, 1940, in El Dorado. His last name is pronounced BRAY-zure.



DAVE BROWN

Defensive Coach

SEAHAWKS: Enters into his sixth season as an assistant coach. Originally joined the Seahawks on January 24, 1992, under Tom Flores, and was retained by Dennis Erickson on January 27, 1995. Will oversee the introduction of two new starting cornerbacks in 1997, Willie Williams and first-round draft choice Shawn Springs. Guided the development of 1996 second-round choice Fred Thomas last season.

NFL COACHING EXPERIENCE: Brown enters into his sixth season as an NFL assistant in 1997. He is one of six former Seahawks players to currently serve as NFL assistants joining Fred Hoaglin (1976), now with the Jacksonville Jaguars, Sherman Smith (1976-82) with the Houston Oilers, Blair Bush (1983-88) Carolina Panthers, Harold Jackson (1983) New Orleans Saints, and Mike Tice (1981-88, 1990-91) Minnesota Vikings. In addition, Sam Clancy (1983) Barcelona Dragons and Louis Clark (1987-92) Amsterdam Admirals coached in the World League in 1997.

NFL PLAYING EXPERIENCE: Played 15 seasons as a defensive back with the Pittsburgh Steelers (1975), Seattle Seahawks (1976-86) and Green Bay Packers (1987-89). Missed the 1990 season on injured reserve with Green Bay because of an Achilles tendon injury and retired prior to the 1991 season. Played in 216 of a possible 222 games, starting 203, in his career prior to missing the 1990 season. The six games missed all came in 1981 with a broken leg. Finished his career with 62 interceptions, ranking him tied for fifth in NFL history. Had seven games with two interceptions. Ranks as Seattle's career interception leader with 50. Scored five touchdowns on interception returns, all with the Seahawks. Returned two for touchdowns against the Kansas City Chiefs on November 4, 1984, tying an NFL record. Totaled eight interceptions that season and was voted to the AFC Pro Bowl squad. Voted the Seahawks

defensive captain by his teammates from 1983 through 1986. Also holds Seahawks record for career (643) and single-season (179 in 1984) interception return yardage, and career return touchdowns (5). Third inductee into the Seahawks Ring of Honor in 1992. Originally drafted 26th on the first round by the defending Super Bowl Champion Pittsburgh Steelers in 1975, and saw action in 13 games as well as playing in Super Bowl X against the Dallas Cowboys. Was acquired by the expansion Seahawks in the 1976 Veteran Allocation Draft on March 30. Played and started 159 games at both free safety (1976) and right cornerback (1977-86) with Seattle before being traded to the Packers on August 26, 1987, for an eleventh-round 1988 choice. Started all 44 games that he played in Green Bay and was voted by his teammates defensive captain in 1988. Led the Packers with 12 interceptions in his three seasons.

COLLEGE PLAYING EXPERIENCE: Named to the University of Michigan's All-Time Team for the Second 50 Years of Wolverine Football in 1983. Three-year starter at safety and played on teams that posted a 30-2-1 record and shared three Big Ten titles. Was a three-time first-team All-Big Ten choice and a consensus first-team All-America as a junior and a unanimous choice as a senior. Played in the East-West Shrine Game, the Hula Bowl, Coaches All-America and College All-Star games after his senior season. Graduated with a degree in Radio and Television.

PERSONAL: Attended Garfield High School in Akron, Ohio. Active with the Fellowship of Christian Athletes and Pro Athletes Outreach. Is an accomplished racquetball player having finished second in both the 1980 NFL Players Association tournament and the 1987 Washington State Open. Named the 1982 Seattle NFL Man of the Year for his work in the community. Dave, and his wife, Rhonda, have two sons, Aaron and Sterling, and live in Woodinville, Washington. Born January 16, 1953, in Akron, Ohio.



KEITH GILBERTSON

Tight Ends

SEAHAWKS: Enters into his second season with the Seahawks after being added to the staff on January 24, 1996. Spent the 1995 season as a defensive assistant working with the nickel package. Will take advantage of his offensive background by handling the tight ends in 1997.

NFL COACHING EXPERIENCE: Begins his second season as an assistant coach

in the National Football League.

COLLEGE COACHING EXPERIENCE: Served as the head coach of the University of California-Berkeley for four seasons prior to joining the Seahawks. Compiled a 20-26 record including a 9-4 mark in 1993 with a 27-3 win over the University of Iowa in the Alamo Bowl. In 1993 his squad led the Pac 10 in total offense after finishing second in 1992. Started his coaching career at Idaho State in 1971 as the freshman coach before moving to Western Washington University (1974) as defensive coordinator and to the University of Washington (1976) as a graduate assistant. After five years as the offensive coordinator at Utah State (1977-81), he joined Dennis Erickson's staff at the University of Idaho as the offensive coordinator for one season. He left to coach in the United States Football League and returned to Idaho in 1985. One year later he was named the head coach and compiled a 28-9 record in three seasons and was named Big Sky Coach of the Year in 1988. He spent three seasons (1989-91) at the University of Washington as the offensive line coach and offensive coordinator and helped the Huskies to a share of the 1991 National Championship with Erickson's University of Miami Hurricanes.

COLLEGE PLAYING EXPERIENCE: Played football at Columbia Basin Community College and the University of Hawaii. Earned his B.S. degree in Social Sciences from Central Washington University and a Master's Degree from Western Washington University.

PERSONAL: Attended Snohomish High School in Snohomish, Washington. Born May 15, 1948, in Snohomish. He and his wife, Barbara, have three children, daughters Ann and Kristin, and a son, David.



NED JAMES

Defensive Staff Assistant

SEAHAWKS: Enters into his third season on the staff. Spent his first two seasons assisting the offensive coaches and will switch over to the defensive side of the line of scrimmage in 1997.


NFL COACHING EXPERIENCE: Begins his third season in the National Football League. Coached the running backs with the London Monarchs of the World League

in 1991 and 1992.

COLLEGE COACHING EXPERIENCE: Spent the previous three seasons as the offensive coordinator at Winona State University in Winona, Minnesota. Started his coaching career at Arizona State University (1987-88) handling the running backs. Also coached at Long Beach State University (1988-89), and Texas Christian University (1989-90). Coached the running backs at Long Beach State and the linebackers at Texas Christian.

COLLEGE PLAYING EXPERIENCE: Lettered two seasons as a quarterback at the University of New Mexico (1985-86). Set a school record with 514 total yards in a 35-25 loss to the University of Wyoming and head coach Dennis Erickson in 1986. Passed for 406 yards and rushed for 108.

PERSONAL: Played with the Montreal Alouettes of the Canadian Football League (1987) and with the Dallas Texans of the Arena Football League (1990). Attended Grant High School in Los Angeles, California. Born January 18, 1964, in Syracuse, New York.



DARREN KREIN

Assistant Strength and Conditioning


SEAHAWKS: Named to his current position on March 1, 1997.

NFL COACHING EXPERIENCE: Begins his first season as an assistant coach in the National Football League.

NFL PLAYING EXPERIENCE: Selected by the San Diego Chargers on the fifth round of the 1994 draft and missed that season on injured reserve with a knee injury. Claimed on waivers by the Green Bay Packers on June 27, 1995, but did not play. Played the 1996 World League season with the Barcelona Dragons, but re-injured his knee and retired.

COLLEGE PLAYING EXPERIENCE: Lettered four seasons under Seahawks Head Coach Dennis Erickson at the University of Miami. Unanimous first-team All-Big East defensive end as a senior after earning second-team honors as a junior. Played inside linebacker in 1990 after redshirting in 1989. Finished his career with 190 tackles, 28.25 tackles for loss, 17.5 sacks, and one interception, which he returned 28 yards for a touchdown. Added 48 quarterback pressures. Interception return touchdown proved to be the game-winning touchdown against Penn State in 1992. Played in both the Senior Bowl and East-West Shrine Game after his senior season. Toyota Leadership Award winner for leadership on and off the field, along with community involvement. Graduated with a degree in Business Management.

PERSONAL: Attended Smoky Hill High School in Aurora, Colorado, lettering in football and track. Played defensive end, inside and outside linebacker, and tight end. Recorded 27 tackles in one game. Part of a state third place 4x100 meter relay team. Member of the Honor Roll. Served as the Miami spokesman for the DARE program and Just Say No to Drugs. Active with both Athletes in Action and The Fellowship of Christian Athletes. Born July 7, 1971, in Aurora. Last name is pronounced KRINE.



DANA LeDUC

Strength and Conditioning


SEAHAWKS: Named to his current position on January 12, 1995. Responsible for implementing the offseason strength and conditioning program. In three seasons, attendance in the offseason program has doubled.

NFL COACHING EXPERIENCE: Begins his third season as an assistant coach in the NFL.

COLLEGE COACHING EXPERIENCE: Spent 18 seasons coaching in college before joining the Seahawks, the first 16 at the University of Texas and the last two at the University of Miami under Dennis Erickson. Joined the Longhorns in 1977 after being a six-time All-America selection in the shot put from 1974-76. Graduated with a B.S. degree in Education.

COLLEGE PLAYING EXPERIENCE: Attended the University of Kansas on a track scholarship for one year before transferring to the University of Texas. Captured one NCAA shot put championship and had a personal best throw of 67'-1/4".

PERSONAL: Attended Washington High School in Tacoma, Washington. State Class AA shot put champion in 1971. Studied at the Institute of Sports and Physical Education in Moscow, Russia, in 1987. Born March 22, 1953, in Tacoma, at Madigan Army Medical Center. His father was stationed at Ft. Lewis and still lives in Tacoma.



HOWARD MUDD

Offensive Line

SEAHAWKS: Begins his fifth season on his second tour of duty after being retained by Dennis Erickson on January 12, 1995. Originally joined Seattle as their offensive line coach in 1978, the team's third season under Jack Patera and remained until 1982. Rejoined the staff on January 28, 1993, under Tom Flores. The Seahawks have ranked in the NFL's top five in rushing

offense in each of the past four seasons, including second in 1994 (second in the AFC), third in 1995 (second), fourth in 1993 (first), and fifth in 1996 (fifth), all despite not starting the same five-man unit in two consecutive seasons. The 1978 squad still holds the team record with 2,394 rushing yards.

NFL COACHING EXPERIENCE: Enters into his 24th consecutive season as an NFL offensive line coach, having entered the league with the San Diego Chargers in 1974. Only five other assistant coaches ended the 1996 season with more consecutive seasons of service. Moved to the San Francisco 49ers in 1977, and has also coached with the Seahawks from 1978 to 1982, the Cleveland Browns from 1983 to 1988, and the Kansas City Chiefs from 1989 to 1992. In 1985 with Cleveland, his linemen paved the way for runners Kevin Mack and Earnest Byner to each surpass 1,000 rushing yards, becoming only the third pair of backs to each top 1,000 yards, joining Miami's Larry Csonka and Mercury Morris in 1972 and Pittsburgh's Franco Harris and Rocky Bleier in 1975.

NFL PLAYING EXPERIENCE: Had a seven-year playing career as a guard with the San Francisco 49ers (1964-69) and the Chicago Bears (1969-70). Drafted on the ninth round in 1964 by the 49ers and was traded to the Bears during the 1969 season. Started three Pro Bowl games (1966-68) and was twice voted first-team All-NFL (1967 and 1968). Named to the NFL's All-Decade of the 60's Team while with the 49ers and was a member of the 49ers All Golden Era (1946-70) Team. Played one plus seasons in Chicago, suffered a knee injury in 1969, and retired after the 1970 season.

COLLEGE COACHING EXPERIENCE: Began his coaching career as the offensive line coach at the University of California in 1972.

COLLEGE PLAYING EXPERIENCE: Starter at guard and a team captain at Hillsdale College in Hillsdale, Michigan. Member of the NAIA Hall of Fame. Originally enrolled at Michigan State University before transferring. Graduated with a degree in Biology.

PERSONAL: Attended Midland High School in Midland, Michigan. Howard has two children, a son, Darren, and a daughter, Ami, and his wife, Shirley, has a son, Adam. Born February 10, 1942, in Midland, Michigan.



MIKE MURPHY

Linebackers

SEAHAWKS: Named to his current position on February 9, 1995. Tutors one of the league's most athletic units that will welcome free agent signee Chad Brown in 1997. Both Dean Wells (107) and Winston Moss (106) set personal single-season tackle highs in 1996, while second-year performer Michael Barber stepped in to start seven games.

NFL COACHING EXPERIENCE: Begins his 12th season as an NFL assistant and his third with the Seahawks. Entered the NFL as the Detroit Lions linebackers coach in 1985 and stayed there until 1989. Coached the inside linebackers with the Arizona Cardinals from 1990-93. Had worked in the Pro Personnel Department of the Carolina Panthers since May of 1994 prior to joining the Seahawks.

COLLEGE COACHING EXPERIENCE: Started his collegiate career at the University of Vermont in 1970 and stayed through 1973, coaching the defensive line, before moving to Idaho State from 1974 to 1976. Spent his first two seasons handling the defensive line before being promoted to defensive coordinator in 1976. Moved to Western Illinois University coaching the linebackers from 1977 to 1978.

COLLEGE PLAYING EXPERIENCE: Played guard and linebacker at Huron University in Huron, South Dakota. Graduated in 1966.

PERSONAL: Served as the defensive coordinator with the Saskatchewan Roughriders of the Canadian Football League from 1979-83 and as the defensive line coach with the Chicago Blitz of the United States Football League in 1984. Started his coaching career at Woonsocket High School in Woonsocket, South Dakota, in 1966. Also coached at Mapleton High School in Denver, Colorado, and at Fairview High School in Boulder, Colorado. Born September 25, 1944, in New York City. Mike has a son, Sam, and a daughter, Sarah. His wife, Gaye, has a daughter, Heather.



RICH OLSON

Quarterbacks


SEAHAWKS: Named to his current position on January 12, 1995. Will work with one of the NFL's best quarterbacking duos in 1997. Starter John Friesz is 5-4 as a starter over the past two seasons, while backup Warren Moon, who signed as a free agent this offseason, has thrown for 43,787 yards and 254 touchdowns in his 13-year NFL career. Second-year player Jon Kitna spent the 1996 season on the practice and shined in the World League in 1997 throwing for 2,448 yards in nine games for the Barcelona Dragons and was runner-up in voting for league most valuable player. Kitna earned MVP honors in the Dragons 38-24 win over the Rhein Fire in the World Bowl after throwing for a record 401 yards and two touchdowns.

NFL COACHING EXPERIENCE: Begins his third season as an assistant coach in the NFL.

COLLEGE COACHING EXPERIENCE: Is a 19-year college football coaching veteran, including the last three at the University of Miami under Dennis Erickson. Served as Erickson's offensive coordinator and quarterbacks coach in 1993 and 1994 after handling the wide receivers and quarterbacks upon his arrival in 1992. Joined the Hurricanes after eight seasons as the offensive coordinator at Fresno State University under Jim Sweeney. Olson has also coached under John Robinson at the University of Southern California (1977) as a part time assistant, Ron Meyer at Southern Methodist University (1978-80), where he helped recruit Eric Dickerson and Craig James, and Lou Holtz at the University of Arkansas (1981-83). He coached the offensive line under Robinson, offensive line and running backs at SMU, and defensive backfield at Arkansas. Olson got his first collegiate job as a graduate assistant at Washington State University in 1970. After five seasons in high school coaching, he spent one season as a part-time assistant at Fresno State (1976) before joining Robinson's USC staff in 1977.

COLLEGE PLAYING EXPERIENCE: Lettered two seasons, 1968-69, at Washington State University as a quarterback and free safety. Graduated with a degree in Physical Education and Political Science.

PERSONAL: Attended Harbor Junior College in Wilmington, California, after graduating from Montebello High School in Montebello, California. Born July 7, 1948, in Los Angeles, California. Rich and his wife, Cindy, have one child, Kasey.



WILLY ROBINSON

Defensive Backs

SEAHAWKS: Named to his current position on January 12, 1995. Over-see's a secondary that will feature a complete turnover in starters since 1996. That season, free agent signee Darryl Williams (Cincinnati Bengals) was added at free safety and in 1997, two other free agents, strong safety Bennie Blades (Detroit Lions) and cornerback Willie Williams (Pittsburgh Steelers) were added and the draft brought

cornerback Shawn Springs with the third overall pick in the first round. Darryl Williams had a career best five interceptions in 1996, including one for a touchdown. Reserve safety Jay Bellamy contributed in 1996 with three interceptions and a club record 34 special teams tackles.

NFL COACHING EXPERIENCE: Begins his third season as an assistant coach in the NFL.


COLLEGE COACHING EXPERIENCE: Joined Dennis Erickson's staff handling the defensive backs at the University of Miami in 1994 after 14 seasons at Fresno State University. He began his career as a graduate assistant at Fresno State in 1978 before moving to be an assistant at San Jose State University in 1979. Returned to Fresno State in 1980 and stayed through the 1993 season handling the secondary (1980-86), linebackers (1987-89), and secondary and special teams (1990-91), before being promoted to defensive coordinator in 1992.

COLLEGE PLAYING EXPERIENCE: Two-time All-Pacific Coast Conference choice as a defensive back at Fresno State University. Earned first-team honors as a junior and second team as a senior. Graduated with a B.S. degree in Physical Education.

PERSONAL: Attended Redwood High School in Visalia, California. Willy and his wife, Lee Ann, have two children, Brittany and Mallory. Born February 10, 1956, in Fort Carson, Colorado.

MAN OF THE YEAR

Todd Peterson was named the Seahawks NFL Man of the Year for 1996 for his play on the field and charitable work in the community. Peterson is active with Young Life, a Christian youth outreach program and is on the Advisory Committee for the 1997 Seattle/King County Leadership Prayer Breakfast. He hosts a football camp and donates for each successful field goal, both programs benefit the Camp Fire Boys and Girls.



CLARENCE SHELMON

Running Backs

SEAHAWKS: Enters into his sixth season as the Seahawks running backs coach after being retained by Dennis Erickson on January 16, 1995. Originally joined the staff on January 21, 1992, under Head Coach Tom Flores. Inherited running back Chris Warren, who'd rushed for 24 yards in his first two seasons, and helped turn him into a four-time 1,000-yard rusher (1992-95), a streak that was broken in


1996 due to injury and the emergence of back-up Lamar Smith. Warren's 1,545 yards in 1994 led the AFC and set a franchise record, while his 1,346 yards in 1995 ranks fourth for a single-season. His 24 100-yard games is another record. Smith rushed for 680 yards in 1996, a total that would have led six other teams. At fullback he's utilized the talents of Mack Strong, who's emerged as a starter after signing as an undrafted free agent in 1993, Reggie Brown, a 1996 third-round draft choice, and free agent Oscar Gray.


NFL COACHING EXPERIENCE: Enters into his seventh NFL season and sixth with the Seahawks in 1997. Entered the NFL in 1991 as the running backs coach of the Los Angeles Rams.

COLLEGE COACHING EXPERIENCE: Began his career as a graduate assistant at his alma mater, the University of Houston, in 1975. Spent three seasons (1978-80) at the United States Academy at West Point and three seasons at Indiana University (1981-83) before moving to the University of Arizona (1984-86) and the University of Southern California (1987-90). Coached the running backs at each stop, except for Army, where he handled the running backs and tight ends. Eight of his backs earned All-Pac-10 honors, including two conference rushing champions and one second place finisher. Was part of three straight Pac-10 Championships and Rose Bowl appearances while at USC.

COLLEGE PLAYING EXPERIENCE: Lettered two seasons (1973-74) as a running back at the University of Houston. Graduated with a B.S. degree in Education.

PERSONAL: Attended Airline High School in Bossier City, Louisiana. He coached one season (1977) at Carroll High School in Corpus Christi, Texas. Attended Long Island University working towards a Masters Degree in Guidance and Counseling. Clarence lives in Kirkland, while his wife, Nancy, lives and works in Los Angeles. Born September 17, 1952, in Bossier City.





**VETERAN
BIOGRAPHIES**



98 SAM ADAMS

DT

Height: 6-3

Weight: 297

College: Texas A&M

NFL Experience: 4th Year

How Acquired: Draft (1st round 1994)

1996 Games Played/Started: 16/15

Career Games Played/Started: 44/27

Birthdate: June 13, 1973

Birthplace: Houston, TX

Residence: Redmond, WA

1996: Played 16 games, starting 15, at left tackle. Played but did not start versus Kansas City. Had the best season of his career with 41 tackles, 5.5 sacks, 11 tackles for loss, three passes defended, three forced fumbles and one fumble recovery, all were career highs. Three times had five tackles in a game, equaling his best. Had a personal best two sacks in the first Oakland game and 1.5 in the second San Diego. Totaled three tackles for loss versus Houston. Part of a front four that combined for 40 of 48 total sacks.

CAREER: The eighth player chosen in the first round of the 1994 draft. Played some defensive end as a rookie but has been a fixture at left tackle the past two seasons. Totals 93 tackles, 12 sacks, 22 tackles for loss, 11 passes defended, and three forced fumbles. **1994:** Played the last 12 games, starting seven, six at left end and one at left tackle. Also played extensively at left tackle in the nickel. Missed the first four games due to a knee sprain suffered in the preseason finale. Saw his first action at Indianapolis in the nickel. First career start came at left tackle in Denver. Started the last five games at left end. Credited with 27 tackles, four sacks, and 6.5 tackles for loss. **1995:** Played 16 games, starting the first five at left tackle in the base defense before splitting time the last 11 games. Used as the left tackle in the nickel all season. Had a sack for a safety at Jacksonville.

HONORS: *1994, First-team All-Rookie (Pro Football Weekly/Pro Football Writers Association, College and Pro Football Newsweekly, and Football News).*

COLLEGE: Three-year starter. Consensus first-team All-America in 1993 by Associated Press, Kodak, United Press International, and the Walter Camp Foundation. First-team All-Southwest Conference pick in 1993 by Associated Press, *Football News*, *Austin American-Statesman*, *Dallas Morning News*, *Fort Worth Star-Telegram*, *Houston Chronicle*, *Houston Post*, and *Waco*



Tribune-Herald. Led team in big plays (51.5), tackles for loss (13), sacks (10.5), quarterback pressures (16), assisted tackles (33), forced fumbles (5), and fumble recoveries (3), while collecting 78 tackles. First-team All-SWC in 1992 after collecting 56 tackles, 5 tackles for loss, and 4.5 sacks. Conference Newcomer of the Year as a freshman in 1991 and first-team freshman All-America choice by *Football News*. Finished his career with 169 total tackles, 23 tackles for loss, and 20.5 sacks, 7 forced fumbles, 3 fumble recoveries, and 2 interceptions. Also was a member of the track team throwing the shot and discus. Won the shot at the Rice Invitational (55-1 3/4) and the Border Olympics (54-1 2/4). Threw the discus a single-season best 135-1 in 1992. Agricultural Economics major.

PERSONAL: Prep Southwest Defensive Player of the Year and state 5A high school shot put champion at Cypress Creek High School in Houston, Texas. Rated the second best shot putter in the nation while in high school. His father, Sam, Sr., played guard at Prairie View A&M and for the New England Patriots (1972-80) and New Orleans Saints (1981).

ADAMS' NFL RECORD

Defense

Club	G/S	Tkl	So	Ast	T/L	QB	PD	FF	FR
1994 Seattle	12/7	27	20	7	6.5	4.0	4	0	0
1995 Seattle	16/5	25	16	9	4.5	2.5	4	0	0
1996 Seattle	16/15	41	35	6	11.0	5.5	3	3	1
NFL TOTALS	44/27	93	71	22	22.0	12.0	11	3	1

SINGLE GAME HIGHS

Defense

Tackles (Solos and Assists): 5, 5 Times (Last: at Oakland 12/22/96 [4+1])

Tackles For Loss (Includes sacks): 3.0, vs. Houston 11/3/96

Sacks: 2.0, vs. Oakland 11/24/96

Interceptions: None

Forced Fumbles: 1, 3 Times (Last: at Oakland 12/22/96)

Fumble Recoveries: 1, vs. Buffalo 12/8/96



74 JAMES ATKINS

G

Height: 6-6

Weight: 306

College: Southwestern Louisiana

NFL Experience: 4th Year

How Acquired: Free Agent (1993)

1996 Games Played/Started: 16/16

Career Games Played/Started: 36/34

Birthdate: January 28, 1970

Birthplace: Amite, LA

Residence: Amite, LA

1996: Started 16 games at left tackle. Did not miss a play all season joining guard Derrick Graham as the only players not to miss a down. Part of an offensive line that allowed 38 sacks, the fewest total since 1988. Is expected to move to right guard in 1997.

CAREER: College defensive lineman who switched to offensive line and turned into a starter at left tackle. Has opened the last 34 games at left tackle. **1993:** Signed as a free agent to the practice squad on October 11 and switched to the offensive line. Went to camp with the Houston Oilers after signing as an undrafted free agent on May 26 and was waived on August 31. **1994:** Started the last two games at left tackle after injuries to two players. Was inactive for the first five games before being activated, but not playing, for the next seven contests. Saw his first regular season action against the Indianapolis Colts on December 4. **1995:** Started 16 games at left tackle. Moved to tackle from left guard after an injury sidelined three-year starter Ray Roberts in training camp.

COLLEGE: Four-year starter. Started his last two seasons at left defensive tackle after opening his first two years at right tackle. Finished his career with 268 total tackles, 30 tackles for loss, 14 sacks, and five fumble recoveries. Had a single-season high 85 tackles in 1991 and was credited with 10 tackles for loss in both 1989 and 1992. Redshirted in 1988. General Studies major.

PERSONAL: Football and basketball letterman at Woodland High School in Shreveport, Louisiana. Mother was his 11th and 12th grade Home Economics teacher. James and his wife, Nicole, were married on May 28, 1995.

ATKINS' NFL RECORD

Career Games Played/Started: 1994 (Seattle) - 4/2; 1995 (Seattle) - 16/16; 1996 (Seattle) - 16/16; **Career - 36/34.**




75 HOWARD BALLARD T

Height: 6-6 **Weight:** 325
College: Alabama A&M
NFL Experience: 10th Year
How Acquired: UFA (Buffalo 1994)
1996 Games Played/Started: 16/16
Career Games Played/Started: 144/128
Birthdate: November 3, 1963
Birthplace: Ashland, AL
Residence: Ashland, AL

1996: Started 16 games at right tackle. Missed 21 plays all season, all versus Minnesota.

CAREER: Durable performer enters into his 10th season having not missed a game in his career. Has played 144 consecutive regular season games, starting 128 straight at right tackle. Has started 48 consecutive games with the Seahawks after signing as an unrestricted free agent after the 1993 season. Played his first six seasons with the Buffalo Bills and was a Pro Bowl starter after both the 1992 and 1993 seasons. Originally drafted on the eleventh round by the Bills in 1987, but opted to stay in school another year. Played in 16 postseason games, starting the last 14, including four Super Bowls with the Bills. **1988:** Signed on April 8. Only rookie offensive lineman to make Buffalo's roster. Played 16 games on special teams and as the backup at right tackle. Blocked a field goal and partially deflected a PAT versus New England. Also played in two playoff games. **1989:** Took over as the starter at right tackle in training camp and opened all 16 regular season and one postseason game. **1990:** Started all 16 regular season and three postseason games at right tackle. UPI second-team All-AFC choice. Earned game balls from the coaching staff versus Cleveland and Philadelphia. **1991:** Started 16 games and three playoff contests at right tackle and was a first-team All-AFC choice by Pro Football Weekly and a member of the All-Madden Team. **1992:** Pro Bowl starter. Opened all 16 regular season and four postseason games at right tackle. Also a first-team All-AFC pick by UPI and Pro Football Weekly. **1993:** Earned second straight trip to the Pro Bowl as a starter. Opened 16 regular season and three postseason games at right tackle. **1994:** Started 16 games at right tackle after signing as an unrestricted free agent on February 28. Missed one play all season. Played his 100th career game against the Pittsburgh Steelers on September 25. **1995:** Started 16 games at right tackle and did not miss a play. Started his 100th consecutive game versus Denver on October 1.

HONORS: **1990,** Second-team All-AFC (UPI). **1991,** First-team All-AFC (Pro Football Weekly); All-Madden Team. **1992,** AFC Pro Bowl starter; First-team All-AFC (UPI, Football News). **1993,** AFC Pro Bowl starter; First-team All-AFC (UPI); Second-team All-NFL (College & Pro Football Newsweekly).



COLLEGE: Three-year starter at tackle. First-team NCAA Division II All-America in 1987 and a first-team All-Southern Intercollegiate Conference pick in 1986 and 1987. Finalist for the Harlon Hill Trophy, which is awarded to the outstanding Division II player in the country. Missed one season due to a knee injury. Majored in Physical Education.

PERSONAL: Attended Clay County High School in Ashland, Alabama, lettering in football. Nickname is House.

BALLARD'S NFL RECORD


Career Games Played/Started:

1988 Buffalo	—	16/0	1994 Seattle	—	16/16
1989 Buffalo	—	16/16	1995 Seattle	—	16/16
1990 Buffalo	—	16/16	1996 Seattle	—	16/16
1991 Buffalo	—	16/16	SEATTLE CAREER	—	48/48
1992 Buffalo	—	16/16	NFL CAREER	—	144/128
1993 Buffalo	—	16/16			

Postseason Games Played/Started:

1988 Buffalo	—	2/0	1992 Buffalo	—	4/4
1989 Buffalo	—	1/1	1993 Buffalo	—	3/3
1990 Buffalo	—	3/3	NFL CAREER	—	16/14
1991 Buffalo	—	3/3			

Blocked Field Goals: 1988 (Buffalo) - 1.



54 MICHAEL BARBER LB

Height: 6-1 **Weight:** 246
College: Clemson
NFL Experience: 3rd Year
How Acquired: College Free Agent ('95)
1996 Games Played/Started: 13/7
Career Games Played/Started: 15/7
Birthdate: November 9, 1971
Birthplace: Edgemoor, SC
Residence: Edgemoor, SC

1996: Played 13 games and started the first seven at strong-side linebacker for Terry Wooden (hamstring). Was inactive for three games with a hamstring injury after Wooden's return. Credited with 42 tackles in his seven starts, to rank fourth on the team. Had a single-game best 10 tackles at Tampa Bay. Totaled eight at Miami along with a forced fumble and a fumble recovery, and opened the season with seven at San Diego in his first career start.

CAREER: Signed with Seattle as an undrafted free agent in 1995.

Can play both middle and strong-side linebacker. **1995:** Played two games on special teams and inactive for the last 13 games. Signed on April 26.

COLLEGE: Four-year letterman. Totaled 203 tackles, six tackles for loss, and 3.5 sacks. Finished second on the team with 103 tackles as a senior. Had four games with at least 10 tackles, including a one-game high 18 versus South Carolina. Returned a fumble 91 yards for a touchdown against Tennessee-Chattanooga in 1992. Secondary Education/Political Science major.

PERSONAL: Named Class A State Lineman of the Year as a senior at Lewisville High School in Edgemore, South Carolina. Played center on the basketball squad and shortstop in baseball.


BARBER'S NFL RECORD

Club	G/S	Defense				QB	PD	FF	FR
		Tkl	So	Ast	T/L				
1995 Seattle	2/0	0	0	0	0.0	0.0	0	0	0
1996 Seattle	13/7	42	32	10	2.0	0.0	1	2	1
NFL TOTALS	15/7	42	32	10	2.0	0.0	1	2	1

ADDITIONAL STATISTICS

Special Teams Tackles: 1995 (Seattle) - 2 (2 solo); 1996 (Seattle) - 4 (3/1);
Career - 6 (5 solo, 1 assist).

Kickoff Returns: 1996 (Seattle) - 1 for 12 yards.



64 ROBERT BARR

T

Height: 6-4 **Weight:** 316

College: Rutgers

NFL Experience: 2nd Year

How Acquired: Draft (3rd round (a) '96)

1996 Games Played/Started: 0/0

Career Games Played/Started: 0/0

Birthdate: June 7, 1973

Birthplace: Neptune, NJ

Residence: New Brunswick, NJ

1996: Made roster as a backup tackle after being the first of two third round choices. Inactive for all 16 games.

COLLEGE: First-team All-Big East choice as a senior. Two-year starter at right tackle after redshirting in 1993. Played two seasons at Nassau Community College in Garden City, New York, before transferring. Earned All-America second-team selection by *J.C. Gridwire* Magazine in 1992. Teams compiled a 21-1 record. Environmental and Business Economics major.

PERSONAL: All-conference choice at Hanover Area High School in Wilkes-Barre, Pennsylvania.



63 FRANK BEEDE

G

Height: 6-4 **Weight:** 296

College: Panhandle State

NFL Experience: 2nd Year

How Acquired: College Free Agent ('96)

1996 Games Played/Started: 14/2

Career Games Played/Started: 14/2

Birthdate: May 1, 1973

Birthplace: Antioch, CA

Residence: Antioch, CA

1996: Played in the last 14 games after being inactive the first two. Started twice at left guard, at Miami and at Kansas City, becoming the first free agent rookie offensive lineman to start in franchise history. Started for fellow rookie Pete Kendall and went back to a


reserve role when Kendall returned. One of four rookie offensive linemen on Seattle's 53-man roster and one of two undrafted rookies (along with Grant Williams) to make the roster.

COLLEGE: Second-team NAIA Division I All-America choice by the NAIA Division I Selection Committee. First-team All-Oklahoma Intercollegiate Conference choice after transferring from the University of California prior to the start of the season. Played for current Seahawks assistant coach Keith Gilbertson at California. Lettered two seasons at guard for Gilbertson after beginning his career as a center. Played as a reserve in 1992 after redshirting in 1991. Majored in History.

PERSONAL: Lettered in football, wrestling, and track at Antioch High School in Antioch, California. League heavyweight wrestling champion as a senior.

BEEDE'S NFL RECORD

Career Games Played/ Started: 1996 (Seattle) - 14/2.



20 JAY BELLAMY

S

Height: 5-11

Weight: 199

College: Rutgers

NFL Experience: 4th Year

How Acquired: College Free Agent ('94)

1996 Games Played/Started: 16/0

Career Games Played/Started: 34/0

Birthdate: July 8, 1972

Birthplace: Perth Amboy, NJ

Residence: Cliffwood, NJ

1996: Played 16 games as a reserve safety and special teams performer. Established a franchise record with 34 special teams tackles, according to coaches video study. Had four three times and three three times. Used as a nickel back on defense and was credited with 18 tackles and three interceptions. Stopped a late Buffalo drive with an interception with 3:05 left. Set up a touchdown before the half with a pick versus Minnesota. Also had a special teams forced fumble versus the Vikings.

CAREER: Valuable reserve safety and special teams performer since signing as an undrafted free agent in 1994. Was the only undrafted rookie free agent to make the final 53-man roster in 1994. Has 49 special teams tackles and 21 on defense. Totaled all three career interceptions in 1996. **1994:** Played three-of-the-first-nine games before injuring his shoulder against Cincinnati. Missed the rest of the season on injured reserve. Signed on April 27. **1995:** Played 15 games as a reserve safety and special teams performer. Inactive against Cincinnati. Forced a fumble at Jacksonville to set up the clinching touchdown in a 47-30 win.

COLLEGE: Four-year letterman and three-year starter at both cornerback and free safety. Three-time second-team All-Big East choice. Finished his career with 192 tackles and eight interceptions. Had 56 tackles and four interceptions in 1992, with 46 tackles in 1993. One of four true freshmen to letter in 1990. Returned one of his two interceptions that season 21 yards for a touchdown versus Temple. Majored in Sociology.

STREAK OVER

The Seahawks did not play an overtime game in 1996 after playing at least one for seven straight seasons (1989-95) to tie the Miami Dolphins for the NFL's longest streak. During their streak, Seattle played 10 overtime contests, equaling the total of the New England Patriots for second-most in the league. The Minnesota Vikings led the NFL with 13 overtime games.

PERSONAL: Played quarterback and free safety at Matawan High School in Aberdeen, New Jersey. Returned three punts for touchdowns as a senior. Also lettered in track. His brother, Eric, lettered in football at Georgia Tech (1989-90). Full name is John Bellamy.

BELLAMY'S NFL RECORD

		Defense								
Club	G/S	Tkl	So	Ast	T/L	QB	PD	FF	FR	
1994 Seattle	3/0	0	0	0	0.0	0.0	0	0	0	
1995 Seattle	15/0	3	2	1	0.5	0.0	0	1	0	
1996 Seattle	16/0	18	16	2	1.0	0.0	6	0	0	
NFL TOTALS	34/0	21	18	3	1.5	0.0	6	1	0	

		Special Teams								
Club	G/S	Tkl	So	Ast	I20	T/L	FF	FR	Bk	
1994 Seattle	3/0	2	2	0	0.0	0.0	0	0	0	
1995 Seattle	15/0	13	8	5	0.0	0.0	0	1	0	
1996 Seattle	16/0	34	20	14	3.0	0.0	1	0	0	
NFL TOTALS	34/0	49	30	19	3.0	0.0	1	1	0	



36 BENNIE BLADES

S

Height: 6-1

Weight: 221

College: Miami

NFL Experience: 10th Year

How Acquired: UFA (Detroit 1997)

1996 Games Played/Started: 15/15

Career Games Played/Started: 126/125

Birthdate: September 3, 1966

Birthplace: Ft. Lauderdale, FL

Residence: Plantation, FL

1997: Signed as an unrestricted free agent on March 6. Signing reunites him with his older brother, Brian, a wide receiver with the Seahawks since 1988.

CAREER: Played his entire career with the Detroit Lions until signing with Seattle. Drafted by Detroit with the third overall pick in 1988 and played 126 games, starting 125. Pro Bowl selection after the 1991 season when he had 98 tackles. Led the Lions in tackles in 1996 with 131 and finished third or higher in every season except 1988 and 1993. Has three 100-tackle seasons. Played his first two seasons at strong safety before moving to free safety in 1990. Moved back to strong safety in 1995 and has also been used as a linebacker. **1988:** Played 15 games, starting 14 at strong safety. Finished fifth with 102 tackles, with at least 10 in four games, including a single-game high 13 versus Atlanta in his first game. Co-led with four fumble recoveries. Consensus all-rookie choice. **1989:** Started 16 games, the first nine at strong safety and the last seven at free safety. Credited with 100 tackles, including at least 10 in three games. **1990:** Started 12 games at free safety, missing four with a knee injury. Third in tackles with 83, including a career-high equaling 13 versus Minnesota. **1991:** Pro Bowl starter and consensus first-team All-NFC pick. Started 16 regular season and two postseason games. Credited with 93 tackles, three forced fumbles, and two fumble recoveries. **1992:** Started 16 games at free safety. Scored the first touchdown of his career returning a punt he blocked seven yards for a touchdown versus Green Bay. Set up a touchdown with his second block versus Cleveland. Had a single-season best three interceptions, 95 tackles and a forced

BROTHER COMBOS

Brian and Bennie Blades are the second pair of brothers to play for the Seahawks, joining Stan and John Eisenhooth in 1987. The NFL has seen 241 sets of brothers in its history.

fumble. **1993:** Started four games in a season marred by injuries. Missed three preseason games with a back injury, but returned to start the season opener. Started the next three games, but suffered a broken leg versus Phoenix and missed the rest of the season. Equaled his career high with 13 tackles at New Orleans. **1994:** Served as Detroit's defensive captain. Started 16 regular season and one postseason game at free safety. Third with 90 tackles, including three with at least 10. Had a team high 10 tackles with a sack and a fumble recovery at Green Bay. **1995:** Defensive captain. Started 16 regular season games, 14 at strong safety and two, versus Green Bay (10/29) and at Atlanta (11/5) at linebacker. Made the move back to his original position from free safety during training camp. Totaled 98 tackles, including a sack. Added a team high nine tackles at Philadelphia in an NFC Wild Card game. **1996:** Started the first 15 games, 13 at strong safety and two at free safety. Inactive for the season finale at San Francisco. Led team with a career high 131 tackles, including 99 solo stops. Had two interceptions, returning one 98 yards for a touchdown at Tampa Bay. Credited with a career-high 14 tackles versus Seattle.

HONORS: **1988**, First-team All-Rookie (UPI, Pro Football Writers Association, College and Pro Football Newsweekly). **1991**, Pro Bowl starter; First-team All-NFL (NEA, Football Digest); First-team All-NFC (UPI, Pro Football Weekly, Football News); All-Madden Team (selected by CBS-TV NFL analyst John Madden). **1992**, Defensive MVP. **1994**, Defensive Captain. **1995**, Defensive Captain.

COLLEGE: Consensus two-time first-team All-America choice and co-winner of the Jim Thorpe Award given to the nation's top defensive back as a senior. Shared the award with Rickey Dixon of Oklahoma. Totaled 124 tackles and a team-high five interceptions in 1987 as Miami won the National Championship. Finished his career with school records for interceptions (19), interception return yardage (305), and touchdowns with an interception (2). Finished third in the Thorpe voting as a junior. Ended his career with 286 tackles and returned a punt for a touchdown after receiving a lateral. Also ran track and combined with his brother Brian and two others to set a school record in the 4x100 meter relay. Business Management major.

PERSONAL: Active in the community in Florida. Sponsors a youth football league and track program along with Brian. Started "Bennie's Bustin' Bunch" in 1992 which provided tickets for 20 Boys and Girls Club and Big Brothers/Big Sisters members to attend Lions games. Sponsors charity basketball games in the offseason and is active with Pro Challenge, which brings anti-substance abuse programs to schools. Second-team all-state defensive back at Piper High School in Ft. Lauderdale, Florida. Also played running back and lettered in track. Set a school record with a 46.5 mark in the 440-yard dash in 1983, which was the best in the nation. Two-time state 440 champion. Invited to the 1984 Olympic Trials. Bennie has five children, Horatio, Jr., Ashley, Amber, Jaylen, and Bianca.

BLADES' NFL RECORD

Club	G/S	Defense							
		Tkl	So	Ast	T/L	QB	PD	FF	FR
1988 Detroit	15/14	102	86	16	n/a	1.0	4	3	4
1989 Detroit	16/16	100	81	19	n/a	0.0	8	2	1
1990 Detroit	12/12	83	61	22	n/a	1.0	3	1	0
1991 Detroit	16/16	93	65	28	n/a	1.0	7	2	3
1992 Detroit	16/16	95	62	33	n/a	3.0	5	1	0
1993 Detroit	4/4	23	15	8	n/a	0.0	2	0	0
1994 Detroit	16/16	90	71	19	n/a	1.0	10	0	1
1995 Detroit	16/16	98	69	29	n/a	1.0	7	0	0
1996 Detroit	15/15	131	99	32	n/a	0.0	1	0	0
NFL TOTALS	126/125	815	609	206	n/a	8.0	47	9	9

Club	G/S	Interceptions			LG	TD
		No	Yds	Avg		
1988 Detroit	15/14	2	12	6.0	7	0
1989 Detroit	16/16	0	0	0.0	0	0
1990 Detroit	12/12	2	25	12.5	21	0
1991 Detroit	16/16	1	14	14.0	14	0
1992 Detroit	16/16	3	56	18.7	34	0
1993 Detroit	4/4	0	0	0.0	0	0
1994 Detroit	16/16	1	0	0.0	0	0
1995 Detroit	16/16	1	0	0.0	0	0
1996 Detroit	15/15	2	112	56.0	98t	1
NFL TOTALS	126/125	12	219	18.3	98t	1

ADDITIONAL STATISTICS

Special Teams Tackles: 1988 (Detroit) - 1 (1 solo); 1990 (Detroit) - 1 (1/0); 1991 (Detroit) - 1 (1/0); 1994 (Detroit) - 1 (1/0); 1995 (Detroit) - 3 (3/0); **Career - 7 (7/0).**

SINGLE GAME HIGHS

Defense

Tackles (Solos and Assists): 14, vs. Seattle 11/17/96

Tackles For Loss (Includes sacks): n/a


Sacks: 1.0, 8 Times (Last: at Atlanta 11/5/95)

Interceptions: 1, 12 Times (Last: vs. Green Bay 12/15/96)

Longest Return: 98, at Tampa Bay 9/29/96 (TD)

Forced Fumbles: 1, 9 Times (Last: at Tampa Bay 10/25/92)

Fumble Recoveries: 1, 9 Times (Last: at Green Bay 11/6/94)



89 BRIAN BLADES

WR

Height: 5-11

Weight: 190

College: Miami

NFL Experience: 10th Year

How Acquired: Draft (2nd round 1988)

1996 Games Played/Started: 11/9

Career Games Played/Started: 129/113

Birthdate: July 24, 1965

Birthplace: Ft. Lauderdale, FL

Residence: Plantation, FL

1996: Started the first nine games before being idled for two with a shoulder injury. Returned for two games only to be sidelined for the last three games with shoulder and rib injuries. Finished the season with 43 receptions for 556 yards and two touchdowns.



Finished second in receptions, yards, and touchdowns. Was leading team in receptions with 37 for 501 yards at time of first injury. Had nine receptions for 92 yards at Tampa Bay and four for 95 including the game-winning and career-long 80-yard touchdown with 2:03 left in a 22-15 win at Miami. Caught eight passes for 78 yards in the fourth quarter, including three for 33 yards on game-winning touchdown drive at Tampa Bay. Surpassed 500 career receptions in the opener at San Diego.

CAREER: Easily the second-most prolific pass catcher in franchise history after 1995 Hall of Fame inductee Steve Largent. Ranks second to Largent in receptions with 536 (Largent had 819), in yards with 7,117 (Largent 13,089), 1,000-yard seasons with 4 (Largent 8), 100-yard games with 17 (Largent 40), and is third in receiving touchdowns with 32 (Largent 100 and Daryl Turner 36). Holds the top two single-season reception totals with 81 in 1994 and 80 in 1993. Has over 1,000 yards in each of the last two seasons and four seasons total. Twice has caught game-winning touchdown passes with less than one minute left, against San Diego (10/29/89) and versus New England (10/24/93). Also caught the game-tying score with 0:00 left versus Denver (11/30/92). Has 21 rushing attempts for 156 yards. In 1994, joined Dan Doornink (1982) as the only players in team history to have both a rushing and receiving play of at least 40 yards in the same game (vs. Cincinnati) and also ranks as only one of six players to have two such plays in a career. Was the Seahawks second-round draft choice in 1988, but their first selection overall. **1988:** Played 16 games, starting 7-of-the-last-10. Led the Seahawks in receiving yardage (682), the first player other than Steve Largent to do so in franchise history and the second rookie. Also led in touchdowns (8) and was second in receptions (40). Led all NFL rookies in touchdowns, was fifth in receptions, and fourth in yards. Totaled two 100-yard games, including a team rookie record 145 against New Orleans in his first start, and 123 yards on six receptions and two touchdowns at the Los Angeles Raiders in a 43-37 win that clinched the AFC West title. Had five receptions for 78 yards in the playoff game at Cincinnati. **1989:** Led team in receptions (77) and yards (1,063), was voted team MVP and selected to the Pro Bowl. Finished two catches off the team single-season record. Ranked second in the AFC in receptions and seventh in yards. Set a career-high with 10 receptions against San Diego, including the game-winning score with 0:40 left. Totaled four 100-yard games. **1990:** Started 16 games and had 49 receptions for 525 yards and three scores. Had two of the scores against Minnesota. **1991:** Started 16 games and led team in receptions (70) and yards (1,003). Posted his second 70+ catch season and second with more than 1,000 yards. Joined Steve Largent as only players in franchise history to have two 1,000-yard seasons. Only Largent (six and eight) has more 70+ catch and 1,000-yard seasons. Tied for seventh in the AFC in receptions and was eighth in yards. Opened the season by posting career highs in receptions (12) and yards (160) at New Orleans and equalled his best with two touchdown receptions. Catches tied for second most in a single game in team history. Had two other games over 100 yards, 131 at San Diego and 107 at Denver and three with 97, 99, and 99. Caught eight passes at both Kansas City (97 yards) and San Diego (131). **1992:** Did not sign until September 2, missing all of training camp and the preseason. Suffered a shoulder injury on his first play against the Cincinnati Bengals in the season opener and missed 10 games on injured reserve before returning to start the last five. Caught a game-tying three-yard touchdown pass on the last play of the game in the first Denver game, his first game back from the injury, a game eventually won by the Seahawks 16-13 in overtime. Posted Seattle's only 100-yard receiving game of the season with six receptions for 103 yards against San Diego in the season finale. The 100-yard game was Seattle's first since he had 131 yards on eight catches at San Diego on November 10, 1991,

and was the 11th of his career. Was designated one of two transition players after the season. **1993:** Played 16 games, starting 14. Broke the existing franchise record for receptions with 80 receptions, topping Steve Largent's 1985 record of 79. Finished tied for fourth in the AFC in receptions and was sixth in yards with 945. Caught 10 passes for 132 yards in a 31-14 win over San Diego. Had 134 yards on 7 receptions in a 16-6 win over Pittsburgh. Caught the game-winning touchdown pass with 25 seconds left in a 10-9 win over New England. Had nine receptions against the Patriots and seven at Denver and in the first Kansas City game. Caught five passes in the second Chiefs game to break Largent's record. **1994:** Started 16 games and set a new single-season reception record for the second straight season. Caught 81 passes for a personal best 1,086 yards and four touchdowns, breaking his old mark of 80 catches set in 1993. Broke his previous single-season best of 1,063 yards set in 1989. Finished fifth in the AFC in receptions (third among wide receivers) and seventh in yards (sixth among receivers). Posted his 14th 100-yard game with 141 on seven receptions in the second Kansas City game. Had two other games with 90 or more yards, including 97 on four catches, versus Pittsburgh. Had seven catches, including two for touchdowns, in the first Chiefs game. Season-best eight catches came in the first San Diego game. Led the AFC with 33 receptions on third down. Became only the second player in franchise history to have both a rushing play and a receiving play of at least 40 yards in the same game. Had a 41-yard pass reception and a 40-yard run on a reverse versus Cincinnati. to join Dan Doornink (46 rush, 44 receiving against the Denver Broncos on January 2, 1983) as the only players in franchise history with both a 40+ yard rushing and receiving play in the same game. Is now one of only six players in franchise history to have 40+ yard plays both rushing and receiving in a career. Caught his 400th career pass in the second Indianapolis game and passed 5,000 career yards in the second San Diego game. **1995:** Started 16 games at wide receiver and led team with 77 receptions and was second with 1,001 yards and four touchdowns. Ranked sixth in receptions and seventh in yards in the AFC. Surpassed 1,000 yards for the second consecutive season and for the fourth time overall. Combined with Joey Galloway (1,039 yards) to be the first teammates to each have 1,000 yards receiving in the same season. Had three 100-yard games and totals 17 career 100-yard games. Opened with eight receptions for 107 yards and a score against Kansas City. Caught six passes for 153 yards and two first quarter touchdowns in a 30-28 win over the New York Giants. Yardage total was second only to his 160 at New Orleans in 1991, while touchdowns came on first two possessions. Had his third 100-yard game at Denver with seven receptions for 127 yards. Caught six passes for 78 yards on three touchdown drives in the fourth quarter as Seattle overcome 20-0 deficit for 31-27 win, the greatest comeback in franchise history. Held without a catch at Kansas City in the season finale breaking a streak of 52 straight games with a reception, the second-longest in franchise history.

HONORS: *1988, First-Team All-Rookie (Pro Football Weekly, College and Pro Football Newsweekly). 1989, AFC Pro Bowl squad; Marcus Nalley Trophy (Seahawks MVP as voted by teammates); UPI Second-team All-AFC. 1994, AFC Pro Bowl First Alternate; Steve Largent Award; Seahawks NFL Man of the Year Nominee; Ed Block Award nominee; Elementary School Teacher Named NFL Teacher of the Month for October; Byron "Whizzer" White Award nominee (voted by teammates). 1995, Ed Block Courage Award winner (voted by teammates).*

COLLEGE: Four-year letterman. Finished his career with 80 receptions for 1,493 yards, a 15.7 yard average, and 15 touchdowns. Finished second on the school receiving touchdown list and was fifth in yards. Caught the game-winning two-point conversion in a 26-25 win over Florida State in 1987. Team went

on to a 12-0 record and the national championship. Had 29 receptions for 394 yards and five touchdowns, including three two-point conversions, as a senior. Had 18 catches for 392 yards, a 21.8 average, and four scores as a junior and 30 for 657 yards and six touchdowns as a sophomore. Played in four bowl games in his career and also played in the Japan Bowl. Redshirted in 1983. Majored in Business Management.

PERSONAL: Lettered in football and track at Piper High School in Fort Lauderdale, Florida. His younger brother, Bennie, signed with the Seahawks as an unrestricted free agent in the offseason. The Bennie was an All-America at Miami and a first-round draft choice by the Lions in 1988 and played in the Pro Bowl in 1991. Organized the Fort Lauderdale Youth Track Club in his hometown and also volunteered as a sprint coach at Coral Springs High School in Coral Springs, Florida, during the offseason. Has hosted a Christmas party for the past five years for homeless children. Distributed posters of himself with the message, "Hard Work Pays Off." Is also active with First Place, a school for homeless children, Seattle Emergency Housing, Fred Hutchinson Cancer Research Center, and the United Negro College Fund. Was part of the NFL F.A.C.T. Trading Cards, promoting Football and Academics, a Championship Team. The program utilizes football cards as motivational learning tools. Brian has two daughters, Brittany and Brianne.

BLADES' NFL RECORD

		Receiving					
	Club	G/S	No	Yds	Avg	LG	TD
1988	Seattle	16/7	40	682	17.1	55	8
1989	Seattle	16/14	77	1063	13.8	60	5
1990	Seattle	16/16	49	525	10.7	24	3
1991	Seattle	16/16	70	1003	14.3	52	2
1992	Seattle	6/5	19	256	13.5	37	1
1993	Seattle	16/14	80	945	11.8	41	3
1994	Seattle	16/16	*81	1086	13.4	45	4
1995	Seattle	16/16	77	1001	13.0	49	4
1996	Seattle	11/9	43	556	12.9	80	2
NFL TOTALS		129/113	536	7117	13.3	80	32

ADDITIONAL STATISTICS

Rushing: 5 attempts for 24 yards, 4.8 average, long of 12, no touchdowns in 1988; 1 attempt for 3 yards in 1989; 3 attempts for 19 yards, 12 long in 1990; 2 attempts for 17 yards, 11 long in 1991; 1 attempt for 5 yards in 1992; 5 attempts for 52 yards, 26 long in 1993; 2 attempts for 32 yards, 40 long in 1994; 2 attempts for 4 yards, 4 long in 1995; **21 attempts for 156 yards, 7.1 average, 26 long, 0 touchdowns, career.**

SINGLE GAME HIGHS

Receiving

Most Receptions: 12, at New Orleans 9/1/91

Most Yards: 160, at New Orleans 9/1/91

Highest Average (min. 3 receptions): 30.8, at Oakland 12/18/88 (4-123)

Longest Reception: 80, at Miami 10/6/96 (TD)

Most Touchdowns: 2, 5 Times (Last: vs. N.Y. Giants 11/5/95)

Longest Touchdown: 80, at Miami 10/6/96

BLADES' POSTSEASON NFL RECORD

Receiving

	Club	G/S	No	Yds	Avg	LG	TD
1988	Seattle	1/1	5	78	15.6	24	0

BLADES' 100-YARD GAMES

Date	Opponent	No	Yds	Avg	LG	TD
09/01/91	at New Orleans	12	160	13.3	31	2
11/05/95	N.Y. Giants	6	153	25.5	44	2
09/17/89	Phoenix	9	146	16.2	28	1
10/16/88	New Orleans	8	145	18.1	52	1
11/27/94	Kansas City	7	141	20.1	34	0
12/05/93	Kansas City	7	134	19.1	41	0
10/03/93	San Diego	10	132	13.2	20	1

Date	Opponent	No	Yds	Avg	LG	TD
11/10/91	at San Diego	8	131	16.4	39	0
12/10/95	at Denver	7	127	18.1	49	0
12/18/88	at L.A. Raiders	4	123	30.8	55	2
11/26/89	at Denver	8	122	15.3	29	0
10/29/89	San Diego	10	117	11.7	21	1
10/01/89	at L.A. Raiders	7	113	16.1	32	1
12/10/89	at Cincinnati	6	107	17.8	60	1
09/15/91	at Denver	5	107	21.4	47	0
09/03/95	Kansas City	8	107	13.4	23	1
12/27/92	San Diego	6	103	17.2	37	0

BLADES VS. THE NFL

Opponent	G	No	Yds	Avg	LG	TD	100-yd
Arizona	3	16	246	15.4	28	1	1
Atlanta	2	4	88	22.0	53	0	0
Baltimore	0	0	0	0.0	0	0	0
Buffalo	3	9	107	11.9	26	0	0
Carolina	0	0	0	0.0	0	0	0
Chicago	1	0	0	0.0	0	0	0
Cincinnati	7	32	455	14.2	60	1	1
Cleveland	4	14	192	13.7	28	1	0
Dallas	0	0	0	0.0	0	0	0
Denver	18	71	935	13.2	49	1	3
Detroit	2	10	79	7.8	15	0	0
Green Bay	2	3	29	9.7	12	0	0
Houston	5	15	202	13.5	24	1	0
Indianapolis	3	11	126	11.5	36	0	0
Jacksonville	1	5	43	8.6	20	0	0
Kansas City	16	73	1012	13.9	41	5	3
Miami	2	8	140	17.5	80	1	0
Minnesota	1	5	50	10.0	13	2	0
New England	5	18	138	7.6	17	2	0
New Orleans	2	20	305	15.3	52	3	2
N.Y. Giants	2	9	189	21.0	44	1	1
N.Y. Jets	2	10	96	9.6	19	0	0
Oakland	15	55	796	14.7	55	5	2
Philadelphia	3	12	122	10.2	19	0	0
Pittsburgh	4	13	226	17.4	45	0	0
St. Louis	2	8	114	14.3	44	0	0
San Diego	17	83	1099	13.2	41	5	4
San Francisco	2	3	29	9.9	13	0	0
Tampa Bay	1	5	58	11.6	20	0	0
Washington	3	16	150	9.4	16	1	0

BLADES GAME BY GAME

1988	Opponent	No	Yds	Avg	LG	TD
09/04	at Denver	2	20	10.0	12	0
09/11	Kansas City	3	39	13.0	17	1
09/18	at San Diego	1	6	6.0	6	0
09/25	San Francisco	0	0	0.0	0	0
10/02	at Atlanta	1	53	53.0	53	0
10/09	at Cleveland	2	33	16.5	17	0
10/16	New Orleans	8	145	18.1	52	1
10/23	at L.A. Rams	2	29	14.5	19	0
10/30	San Diego	2	30	15.0	23	1
11/06	Buffalo	1	9	9.0	9	0
11/13	Houston	1	23	23.0	23	1
11/20	at Kansas City	7	89	12.7	18	1
11/28	L.A. Raiders	2	54	27.0	48	1
12/04	at New England	1	2	2.0	2	0
12/11	Denver	3	27	9.0	13	0
12/18	at L.A. Raiders	4	123	30.8	55	2
TOTALS (16/7)		40	682	17.1	55	8

1989	Opponent	No	Yds	Avg	LG	TD
09/10	at Philadelphia	2	15	7.5	9	0
09/17	Phoenix	9	146	16.2	28	1
09/24	at New England	1	14	14.0	14	0
10/01	at L.A. Raiders	7	113	16.1	32	1
10/08	Kansas City	4	86	21.5	32	0
10/15	at San Diego	3	37	12.3	19	0
10/22	Denver	6	61	10.2	15	0
10/29	San Diego	10	117	11.7	21	1

1989	Opponent	No	Yds	Avg	LG	TD
11/05	at Kansas City	4	34	8.5	11	0
11/12	Cleveland	4	57	14.3	28	1
11/19	at N.Y. Giants	3	36	12.0	18	0
11/26	at Denver	8	122	15.3	29	0
12/04	Buffalo	5	66	13.2	26	0
12/10	at Cincinnati	6	107	17.8	60	1
12/17	L.A. Raiders	0	0	0.0	0	0
12/23	Washington	5	52	10.4	16	0
TOTALS (16/14)		77	1063	13.8	60	5

1990	Opponent	No	Yds	Avg	LG	TD
09/09	at Chicago	0	0	0.0	0	0
09/16	L.A. Raiders	3	44	14.7	17	0
09/23	at Denver	4	50	12.5	18	0
10/01	Cincinnati	3	26	8.7	14	0
10/07	at New England	1	2	2.0	2	0
10/14	L.A. Raiders	0	0	0.0	0	0
10/21	Kansas City	3	27	9.0	14	0
10/28	BYE					
11/04	San Diego	5	57	11.4	18	1
11/11	at Kansas City	3	53	17.7	24	0
11/18	Minnesota	5	50	10.0	13	2
11/25	at San Diego	5	63	12.6	18	0
12/02	Houston	3	37	12.3	16	0
12/09	at Green Bay	1	7	7.0	7	0
12/16	at Miami	4	45	11.3	15	0
12/23	Denver	2	14	7.0	9	0
12/30	Detroit	7	50	7.1	15	0
TOTALS (16/16)		49	525	10.7	24	3

1991	Opponent	No	Yds	Avg	LG	TD
09/01	at New Orleans	12	160	13.3	31	2
09/08	New York Jets	4	53	13.3	19	0
09/15	at Denver	5	107	21.4	47	0
09/22	at Kansas City	8	97	12.1	18	0
09/29	Indianapolis	0	0	0.0	0	0
10/06	at Cincinnati	7	99	14.1	26	0
10/13	L.A. Raiders	4	99	24.8	52	0
10/20	at Pittsburgh	3	29	9.7	11	0
10/27	San Diego	2	30	15.0	16	0
11/03	BYE					
11/10	at San Diego	8	131	16.4	39	0
11/17	at L.A. Raiders	3	25	8.3	14	0
12/01	Kansas City	2	24	12.0	13	0
12/08	San Francisco	3	29	9.7	13	0
12/15	at Atlanta	3	35	11.7	26	0
12/22	L.A. Rams	6	85	14.2	44	0
TOTALS (16/16)		70	1003	14.3	52	2

1992	Opponent	No	Yds	Avg	LG	TD
09/06	Cincinnati	0	0	0.0	0	0
09/13	at Kansas City		Injured Reserve (shoulder)			
09/20	at New England		Injured Reserve (shoulder)			
09/27	Miami		Injured Reserve (shoulder)			
10/04	at San Diego		Injured Reserve (shoulder)			
10/11	at Dallas		Injured Reserve (shoulder)			
10/18	L.A. Raiders		Injured Reserve (shoulder)			
10/25	at N.Y. Giants		Injured Reserve (shoulder)			
11/01	BYE					
11/08	Washington		Injured Reserve (shoulder)			
11/15	at L.A. Raiders		Injured Reserve (shoulder)			
11/22	Kansas City		Injured Reserve (shoulder)			
11/30	Denver	6	66	11.0	20	1
12/06	at Pittsburgh	2	40	20.0	23	0
12/13	Philadelphia	4	36	9.0	16	0
12/20	at Denver	1	11	11.0	11	0
12/27	San Diego	6	103	17.2	37	0
TOTALS (6/5)		19	256	13.5	37	1

1993	Opponent	No	Yds	Avg	LG	TD
09/05	at San Diego	5	54	10.8	21	0
09/12	L.A. Raiders	2	18	9.0	9	0
09/19	at New England	6	50	8.3	17	1


1993	Opponent	No	Yds	Avg	LG	TD
09/26	at Cincinnati	5	64	12.8	18	0
10/03	San Diego	10	132	13.2	20	1
10/10	BYE					
10/17	at Detroit	3	28	9.3	12	0
10/24	New England	9	70	7.8	17	1
10/31	at Denver	7	87	12.4	28	0
11/07	at Houston	5	44	8.8	18	0
11/14	Cleveland	2	22	11.0	19	0
11/21	BYE					
11/28	Denver	3	35	11.7	15	0
12/05	Kansas City	7	134	19.1	41	0
12/12	at L.A. Raiders	5	47	9.4	13	0
12/19	Phoenix	2	31	15.5	22	0
12/26	Pittsburgh	4	60	15.0	23	0
01/02	at Kansas City	5	69	13.8	33	0
TOTALS (16/14)		80	945	11.8	41	3
1994	Opponent	No	Yds	Avg	LG	TD
09/04	at Washington	5	43	8.6	13	1
09/11	at L.A. Raiders	4	45	1.3	23	1
09/18	San Diego	8	66	8.3	17	0
09/25	Pittsburgh	4	97	24.3	45	0
10/02	at Indianapolis	7	71	10.1	20	0
10/09	Denver	6	90	15.0	22	0
10/16	BYE					
10/23	at Kansas City	7	61	8.7	16	2
10/30	at San Diego	6	89	14.8	21	0
11/06	Indianapolis	4	85	21.3	41	0
11/13	at Denver	1	6	6.0	6	0
11/20	Tampa Bay	5	58	11.6	20	0
11/27	Kansas City	7	141	20.1	34	0
12/04	Indianapolis	4	55	13.8	36	0
12/11	at Houston	2	29	14.5	28	0
12/18	L.A. Raiders	5	70	14.0	36	0
12/24	at Cleveland	6	80	13.3	24	0
TOTALS (16/16)		81	1086	13.4	45	4
1995	Opponent	No	Yds	Avg	LG	TD
09/03	Kansas City	8	107	13.4	23	1
09/10	at San Diego	2	28	14.0	18	0
09/17	Cincinnati	7	74	10.6	29	0
09/24	BYE					
10/01	Denver	4	32	8.0	9	0
10/08	at Oakland	5	63	12.6	24	0
10/15	at Buffalo	3	32	10.7	13	0
10/22	San Diego	1	41	41.0	41	1
10/29	at Arizona	5	69	13.8	23	0
11/05	N.Y. Giants	6	153	25.5	44	2
11/12	at Jacksonville	5	43	8.6	20	0
11/19	at Washington	6	55	9.2	16	0
11/26	N.Y. Jets	6	43	7.2	10	0
12/03	Philadelphia	6	71	11.8	19	0
12/10	at Denver	7	127	18.1	49	0
12/17	Oakland	6	63	10.5	14	0
12/24	at Kansas City	0	0	0.0	0	0
TOTALS (16/16)		77	1001	13.0	49	4
1996	Opponent	No	Yds	Avg	LG	TD
09/01	at San Diego	5	49	9.8	23	0
09/08	Denver	4	57	14.3	37	0
09/15	Kansas City	2	26	13.0	21	0
09/22	at Tampa Bay	9	92	10.2	18	1
09/29	Green Bay	2	22	11.0	12	0
10/06	at Miami	4	95	23.8	80	1
10/13	BYE					

TWO TIMES

Brian Blades is the only player in Seahawks history to catch 80 passes in a season. Blades broke Steve Largent's record of 79 receptions with 80 in 1993 and broke his own mark with 81 in 1994.

1996	Opponent	No	Yds	Avg	LG	TD
10/17	at Kansas City	3	25	8.3	10	0
10/27	San Diego	4	66	16.5	29	0
11/03	Houston	4	69	17.3	24	0
11/10	Minnesota	Inactive (shoulder/ribs)				
11/17	at Detroit	Inactive (shoulder/ribs)				
11/24	Oakland	4	32	8.0	15	0
12/01	at Denver	2	23	11.5	16	0
12/08	Buffalo	Inactive (shoulder/ribs)				
12/15	at Jacksonville	Injured Reserve (shoulder/ribs)				
12/22	at Oakland	Injured Reserve (shoulder/ribs)				
TOTALS (11/9)		43	556	12.9	80	2
CAREER (129/113)		536	7117	13.3	80	32

Bold italics indicates single-game highs



60 GREG BLOEDORN

C

Height: 6-6

Weight: 278

College: Cornell

NFL Experience: 1st Year

How Acquired: College Free Agent ('96)

1996 Games Played/Started: 0/0

Career Games Played/Started: 0/0

Birthdate: November 15, 1972


Birthplace: Elmhurst, IL

Residence: Glen Ellyn, IL

1996: Spent the last 14 games on the practice squad. Originally signed as an undrafted free agent on April 25. Was waived on August 13 and re-signed to the practice squad on September 11. Scheduled to play in the World League, but suffered an eye injury in training camp.

COLLEGE: Two-year starter. First-team All-Ivy League choice as a senior. Began his career as a tight end. Graduated with a degree in Economics.

PERSONAL: Attended Glenbard South High School in Glen Ellyn, Illinois, lettering in football, basketball, and track.



31 STEVE BROUSSARD RB

Height: 5-7

Weight: 201

College: Washington State

NFL Experience: 8th Year

How Acquired: Veteran Free Agent ('95)

1996 Games Played/Started: 12/0

Career Games Played/Started: 90/20


Birthdate: February 22, 1967

Birthplace: Los Angeles, CA

Residence: Bellevue, WA

1996: Played the first 12 games as a reserve running back and kickoff returner. Missed the last four games on the inactive list after injuring a hamstring in the first Oakland game. Finished the season with 106 yards on 15 carries, including a 26-yard touchdown against Minnesota. Returned 43 kickoffs for 979 yards, including an 86-yarder in the first Kansas City game, the longest non-scoring play in franchise history.

CAREER: Signing reunited him with Dennis Erickson who coached him at Washington State in 1987 and 1988. Holds the Seahawks career record with a 23.8 yard kickoff return average. Originally drafted 20th on the first round by the Atlanta Falcons in 1990. Played 50 games with 16 starts in four seasons with the Falcons. Twice led Atlanta in rushing (1991 and 1992) and totaled three



100-yard games. Was also used as a slot receiver by the Falcons. Signed with the Cincinnati Bengals as a free agent in 1994 and played 13 games with three starts. **1990:** Played 13 games, starting 10. Joined William Andrews (1979) as the only rookie running backs in franchise history to start the season opener. Had a 50-yard scoring run against Cincinnati. **1991:** Led club with 449 rushing yards and 4.5 average per carry, while starting five-of-14 games. Had first 100-yard game with 101 on 20 carries at San Diego on September 15. Set a club record with a 10.4 yard per carry average, 104 yards on 10 carries in a win at San Francisco. Had all 104 yards in the fourth quarter, including runs for 36 and 23 yards. Fractured his fibula in the 15th game against the Seahawks and missed the playoffs. **1992:** Played 15 games, starting one, and led team in rushing for second consecutive season with 363. Scored two touchdowns, one rushing and one receiving, against New England. **1993:** Played eight games, with no starts as he backed-up 1,000-yard rusher Erric Pegram. Averaged 5.3 yards per carry on 39 attempts. Rushed for a single-game best 162 yards on 26 carries at Washington on November 29. **1994:** Signed with the Bengals as a free agent on April 8. Played 13 games, starting three. Caught a career high 34 passes for 218 yards. Second in rushing with 403 yards on 94 carries. Had the team's longest run with a 37-yarder for a touchdown against New England. Suffered a spinal injury against Houston on November 13 and missed the next game. Had a concussion versus the New York Giants on December 11 and missed the last two games on injured reserve. **1995:** Played 15 games and started the season opener at Kansas City along with Chris Warren at running back. Used as the primary kickoff returner and set a single-season record with a 24.7 yard average returning 43 kicks for 1,064 yards. Finished sixth in the AFC in average. The return and yardage totals ranked second for a single season in team history. Had five returns of at least 40 yards, including a 70-yarder at Kansas City, the fourth-longest in team history. Used as a change-up to starting running back Warren and rushed for 222 yards on 46 carries and one score. Signed as a free agent on June 12 after having been waived by the Cincinnati Bengals on May 3.

COLLEGE: Four-year letterman who played his first two seasons (1987-88) under Dennis Erickson. Finished his career second in school history with 3,044 rushing yards. Carried 610 times for a 5.0 yard average and scored 33 touchdowns. Added 120 receptions for 1,179 yards and seven scores and returned 18 kickoffs for a 22.3 yard average and one score. One of only two players in Pac-10 history to lead the conference in rushing (1988) and receiving

(1987). Ahmad Rashad was the other. Set school records for total touchdowns (41) and rushing touchdowns (33). First-team All-Pac-10 as a junior and senior. Led conference in rushing as a junior with 1,280 yards on 222 attempts and added 11 touchdowns. Set a school mark with 13 rushing touchdowns as a senior, while gaining 1,237 yards on 260 carries. Caught a Pac-10 leading 59 passes in 1987 for 701 yards and three scores. Majored in Sociology.

PERSONAL: All-state choice at Manuel Arts High School in Los Angeles, California. Also played fullback. School captured city championship his senior season. Lettered twice in track and won the city 100-meter championship as a junior. Steve and his wife, Monique (2/22/91), have a daughter, Talin (3/15/92).

BROUSSARD'S NFL RECORD

Club	G/S	Rushing				
		Att	Yds	Avg	LG	TD
1990 Atlanta	13/10	126	454	3.6	50	4
1991 Atlanta	14/5	99	449	4.5	36	4
1992 Atlanta	15/1	84	363	4.3	27	1
1993 Atlanta	8/0	39	206	5.3	26	1
1994 Cincinnati	13/3	94	403	4.3	37	2
1995 Seattle	15/1	46	222	4.8	21	1
1996 Seattle	12/0	15	106	7.1	26	1
SEATTLE TOTALS	27/1	61	328	5.4	26	2
NFL TOTALS	90/20	503	2203	4.4	50	14

Club	G/S	Receiving				
		No	Yds	Avg	LG	TD
1990 Atlanta	13/10	24	160	6.7	18	0
1991 Atlanta	14/5	12	120	10.0	25	1
1992 Atlanta	15/1	11	96	8.7	24	1
1993 Atlanta	8/0	1	4	4.0	4	0
1994 Cincinnati	13/3	34	218	6.4	25	0
1995 Seattle	15/1	10	94	9.4	25	0
1996 Seattle	12/0	6	26	4.3	9	0
SEATTLE TOTALS	27/1	16	120	7.5	25	0
NFL TOTALS	90/20	98	718	7.3	25	2

Club	G/S	Kickoff Returns				
		No	Yds	Avg	LG	TD
1990 Atlanta	13/10	3	45	15.0	23	0
1991 Atlanta	14/5	0	0	0.0	0	0
1992 Atlanta	15/1	0	0	0.0	0	0
1993 Atlanta	8/0	0	0	0.0	0	0
1994 Cincinnati	13/3	7	115	16.4	24	0
1995 Seattle	15/1	43	1064	*24.7	70	0
1996 Seattle	12/0	43	979	22.8	86	0
SEATTLE TOTALS	27/1	86	2043	*23.8	86	0
NFL TOTALS	90/20	96	2203	22.9	86	0

SINGLE GAME HIGHS

Rushing

Most Attempts: 26, at Washington 11/29/93

Most Yards: 162, at Washington 11/29/93

Longest Run: 50, vs. Cincinnati 10/28/90 (TD)

Most Touchdowns: 2, at L.A. Rams 12/8/91

Longest Touchdown: 50, vs. Cincinnati 10/28/90

Receiving

Most Receptions: 7, vs. Miami 10/2/94

Most Yards: 43, vs. Miami 10/2/94

Longest Reception: 25, 2 Times (Last: vs. Pittsburgh 12/4/94)

Most Touchdowns: 1, 2 Times (Last: vs. L.A. Raiders 9/22/91)

Longest Touchdown: 25, vs. L.A. Raiders 9/22/91

Kickoff Returns

Most Returns: 6, 2 Times (Last: vs. Green Bay 9/29/96)

Most Yards: 162, vs. San Diego 10/22/95 (6 returns)

Highest Average (min. 3 returns): 33.8, vs. Kansas City 9/15/96 (4-135)

Longest Return: 86, vs. Kansas City 9/15/96

Most Touchdowns: None

* Team Record



99 CHAD BROWN

LB**Height:** 6-2**Weight:** 240**College:** Colorado**NFL Experience:** 5th Year**How Acquired:** UFA (Pittsburgh 1997)**1996 Games Played/Started:** 14/14**Career Games Played/Started:** 56/49**Birthdate:** July 12, 1970**Birthplace:** Altadena, CA**Residence:** Boulder, CO

1997: Signed as an unrestricted free agent on February 15.

CAREER: Versatile performer who has started at both outside and inside linebacker and also used as a pass rusher. Spent his entire career with the Pittsburgh Steelers after being their 1993 second-round draft choice, the 44th player chosen overall. Played 56 regular season games with the Steelers, starting 49. Credited with 299 tackles, 30 sacks, eight forced fumbles, and two fumble recoveries. Made his first 36 starts at inside linebacker before starting 13 times at right outside in 1996. Had a career-best 119 tackles in 1994 and then finished third in the AFC with 13 sacks in 1996. Single-game high of 4.5 sacks at Cincinnati was an NFL high for 1996. Played eight postseason games, starting six. Had three sacks against Indianapolis in 1996. **1993:** Played 16 games and started the last nine at inside linebacker. Also saw action at outside linebacker in nickel situations and on special teams. Finished the season with 69 tackles, three sacks, and a team-high 10 quarterback pressures. Credited with six tackles, two sacks, and a forced fumble in his first start at Cincinnati (11/7) to earn a game ball. Posted a single-game high 10 tackles, including a sack and forced fumble, at Miami (12/13). Started at Kansas City in the postseason and had 10 tackles and added one on special teams. **1994:** Started 16 regular season games and led team with career-best 119 tackles. Also led with 90 solo stops and was third with 8.5 sacks. Had at least 10 tackles in four games, including a single-game career best 14 (12 solo) versus Seattle in Husky Stadium. Led team in tackles six times. Picked off first career pass versus Cleveland (12/18). Added seven tackles in two postseason starts. **1995:** Started 10-of-the-first-11 games, missing game eight with ankle sprain, an injury that also kept him inactive for the last five games. Was leading the NFL with 5.5 sacks after five weeks. Included was three sack performance the at Houston (9/10). Inactive versus Jacksonville (10/29) his first game missed on any level. Returned to play in all three postseason games, starting Super Bowl XXX versus Dallas. **1996:** Played and started 14 games. Started the season opener at inside linebacker before moving to outside linebacker after a season-ending injury to five-time Pro Bowler Greg Lloyd and earned consensus first-team All-NFL choice. Missed two-of-the-last-four games with an ankle injury but returned to start both playoff games. Led the team with 13 sacks, a total that ranked third in the AFC and fourth in the NFL. Had an NFL-high 4.5 sacks at Cincinnati (10/13), one-half off the club record, and 11 tackles to earn AFC Defensive Player of the Week honors. Sack total was the highest by an NFL player since 1991. Totaled three sacks versus Jacksonville (11/18) and two

REMEMBER ME?

Linebacker Chad Brown is no stranger to the Seahawks, even before his signing as a free agent. In the last game played between the teams on September 29, 1994, in Husky Stadium, he was credited with his single-game high in tackles of 14, with 12 solo stops. Included was a sack and a forced fumble.

against San Diego (12/8). Second with 81 tackles and had a single-game high 11 at Cincinnati. Totaled five tackles and three sacks against Indianapolis in a wild card game and added six tackles at New England.

HONORS: **1993**, First-team All-Rookie (*Pro Football Weekly/Pro Football Writers Association and Football News*); Pittsburgh Rookie of the Year (*Pittsburgh Pro Football Writers Association*). **1996**, AFC Pro Bowl starter; First-team All-NFL (*Associated Press, Pro Football Weekly/Pro Football Writers of America, College & Pro Football Newsweekly, Football Digest, Sports Illustrated*); First-team All-AFC (*Football News*); AFC Linebacker of the Year (*NFL Players Assn.*); AFC Defensive Player of Week 7 (at Cincinnati).

COLLEGE: Four-year starter. Two-time first-team All-Big Eight Conference. Played inside linebacker his first two seasons before moving outside as junior and senior. Finished his career with 369 total tackles, including 242 solo, 38 tackles for loss, and 14 sacks. Finished fourth in school history in total tackles and third in solo stops. Posted a single-season high 125 tackles in 1991 along with eight sacks. Had 15 tackles for loss in both 1991 and 1992. Set up game-winning touchdown with a forced fumble in 1990 Orange Bowl versus Notre Dame which enabled Colorado to win the national championship. Graduated with a degree in Marketing.

PERSONAL: Played linebacker, tight end, and fullback at John Muir High School in Altadena, California. First-team all-state choice as a senior after recording 136 tackles with 11 sacks, and six fumble recoveries. Added 13 receptions with four touchdowns, and 320 rushing yards and three scores. Two-time All-San Gabriel Valley and All Pacific League choice as a junior and senior. Team went 14-0 and won CIF title as a junior. Also lettered in track. He and his wife, Kristin (6/11/94), have a daughter, Amani. Chad owns his own business, *Pro Exotics* in Boulder, Colorado, where he breeds and sells non-venomous snakes and reptiles.

BROWN'S NFL RECORD

		Defense						
Club	G/S	Tkl	Solo	Ast	T/L	Sacks	FF	FR
1993 Pittsburgh	16/9	69	43	26	n/a	3.0	2	0
1994 Pittsburgh	16/16	119	90	29	n/a	8.5	2	0
1995 Pittsburgh	10/10	30	20	10	8.5	5.5	1	0
1996 Pittsburgh	14/14	81	51	30	14.0	13.0	3	2
NFL TOTALS	56/49	299	204	95	n/a	30.0	8	2

BROWN'S POSTSEASON NFL RECORD

		Defense						
Club	G/S	Tkl	Solo	Ast	T/L	Sacks	FF	FR
1993 Pittsburgh	1/1	10	6	4	n/a	0.0	0	0
1994 Pittsburgh	2/2	7	4	3	n/a	0.0	0	0
1995 Pittsburgh	3/1	8	5	3	0.0	0.0	0	0
1996 Pittsburgh	2/2	11	10	1	4.0	3.0	0	0
NFL TOTALS	8/6	36	25	11	n/a	3.0	0	0

ADDITIONAL STATISTICS

Interceptions: 1994 (Pittsburgh) - 1 for 16 yds., 0 TDs; 1996 (Pittsburgh) - 2 for 20 yds., 16 LG, 0 TDs; **Career - 3 for 36 yds, 16 LG, 0 TDs.**

Special Teams Tackles: 1993 (Pittsburgh) - 6 (4 solo, 2 assists); 1994 (Pittsburgh) - 5 (4/1); **Total - 11 (8/3).**

SINGLE GAME HIGHS

Defense

Tackles (Solos and Assists): 14, at Seattle 9/25/94 (12+2)

Tackles For Loss (Includes sacks): 4.5, at Cincinnati 10/13/96


Sacks: 4.5, at Cincinnati 10/13/96

Interceptions: 1, 3 Times (Last: at Cincinnati 11/10/96)

Longest Interception Return: 16, 2 Times (vs. Cleveland 12/18/94; at Cincinnati 11/10/96)

Forced Fumbles: 1, 8 Times (Last: vs. San Diego 12/8/96)

Fumble Recoveries: 1, 2 Times (vs. Baltimore 9/8/96; vs. Buffalo 9/16/96)

**34 REGGIE BROWN FB**

Height: 6-0 **Weight:** 244
College: Fresno State
NFL Experience: 2nd Year
How Acquired: Draft (3rd round (b) '96)
1996 Games Played/Started: 7/0
Career Games Played/Started: 7/0
Birthdate: June 26, 1973
Birthplace: Highland Park, MI
Residence: Redmond, WA

1996: Played the first seven games as a reserve fullback and special teams performer. Injured his knee at Kansas City and missed the last nine games on injured reserve. Selected with the second of two third round draft choices. Seattle had acquired the pick from the Detroit Lions on draft day, along with the Lions first round choice in exchange for Seattle's first round choice that had been acquired from the Houston Oilers.

COLLEGE: Two-year letterman after transferring from the College of the Desert in Palm Desert, California. Scored 28 touchdowns in 23 games over two seasons, ranking fifth on the school's career list. Led the team in rushing with 719 yards on 131 carries (5.5 avg) and nine touchdowns as a senior. Caught 18 passes for 183 yards and three scores. Also led in scoring with 72 points on 12 touchdowns. Had three touchdowns in a win over the University of California and carried 21 for 144 yards versus UCLA. Scored in nine straight games over his junior and senior seasons. Second-team All-Western Athletic Conference as a junior in 1994. Led the conference in touchdowns with 16 and in scoring with 96 points. Rushed for 412 yards on 107 carries (3.9 avg). Career high 161 yards, on 35 carries, with three touchdowns came versus San Diego State. Played two seasons at College of the Desert. Earned All-Foothill Conference honors as a sophomore when he rushed for 777 yards on 110 carries and 13 touchdowns. Speech Communications major.


PERSONAL: Earned all-state honorable mention at Henry Ford High School in Detroit, Michigan. Played wide receiver, safety and quarterback.

BROWN'S NFL RECORD**Kickoff Returns**

Club	G/S	No	Yds	Avg	LG	TD
1996 Seattle	7/0	4	51	12.8	24	0

ADDITIONAL STATISTICS

Special Teams Tackles: 1996 (Seattle) - 5 (2 solo, 3 assists).

**67 KEIF BRYANT DT**

Height: 6-4 **Weight:** 287
College: Rutgers
NFL Experience: 2nd Year
How Acquired: Draft (7th round 1995)
1996 Games Played/Started: 0/0
Career Games Played/Started: 0/0
Birthdate: March 12, 1973
Birthplace: Atlanta, GA
Residence: Largo, FL


1996: Missed the entire season on injured reserve after tearing an Achilles tendon in the preseason opener. Spent the 1995 season on the Seahawks practice squad after being a seventh-round draft choice.

COLLEGE: Four-year letterman and three-year starter. Played both tackle and end before moving exclusively to tackle as a senior. Awarded the Douglas A. Smith Second Effort Award in the Spring prior to his senior season and was a first-team All-Big East Conference choice at the end of the season. Finished his career with 167 tackles, including 96 solo, 15 tackles for loss, and 5.0 sacks. Played 44 games, starting 41. Had a single-season high 82 tackles as a senior in 11 games. Added 4.0 tackles for loss and 2.0 sacks. Single-game high 15 tackles, including two sacks, against West Virginia. Had three other games with at least 10 tackles, including versus the University of Miami. Totaled 39 tackles and one sack as a junior, 34 and one sack as a sophomore, and 12 and one sack as a freshman. Started 10 games in each of his sophomore and junior seasons. Played 10 games, starting three as a true freshman. Ceramic Engineering major.

PERSONAL: All-Pinellas County choice at Largo High School in Largo, Florida. Played in the Super 24 All-Star game against Georgia. Also started on the offensive line at tackle. His brother, Dante, is a wide receiver at Southeast Missouri State University.

BRYANT'S NFL RECORD

Career Games Played/Started: 1996 (Seattle) - injured reserve.



59 JOE CAIN

LB

Height: 6-1

Weight: 242

College: Oregon Tech

NFL Experience: 9th Year

How Acquired: UFA (Chicago 1997)

1996 Games Played/Started: 16/15

Career Games Played/Started: 120/74

Birthdate: June 11, 1965

Birthplace: Los Angeles, CA

Residence: Highland Park, IL

1997: Signed as an unrestricted free agent on May 21.

CAREER: Re-joins the Seahawks after spending the past four seasons, 1993-96, with the Chicago Bears. Originally entered the NFL as the eighth-round draft choice of the Minnesota Vikings in 1988 and was waived by the Vikings on August 30. Signed with Seattle in 1989 and played 57 games, with 13 starts, through the 1992 season. Was a valuable reserve at any of the three linebacker spots and started 13 games, 10 at left linebacker and three at right linebacker. Signed an offer sheet with the Bears on March 16, 1993, which was not matched by Seattle. Seahawks received an eight round 1993 draft choice as compensation. Started at both outside and middle linebacker with the Bears. and was credited with 478 tackles and had at least 108 in every season. **1989:** Signed as a free agent by the Seahawks on March 3. Played in nine games as a reserve after spending the first seven games on the developmental squad. **1990:** Played 16 games and started five, two at left outside linebacker and three at right outside linebacker. Had 23 tackles on defense and six on special teams. **1991:** Played 16 games as a reserve outside linebacker and special teams performer. Credited with seven tackles and his first career interception on defense and added seven tackles on special teams. Picked off his pass against San Francisco and returned it five yards. **1992:** Played 16 games and started the last eight at left outside linebacker. Credited with a career-high 62 tackles, according to unofficial press box statistics. Also had an interception, a fumble recovery, and a forced fumble. Added six special teams tackles. Totaled 46 of his defensive tackles as a starter, including a single-game high nine against San Diego in the finale. Had an interception at Pittsburgh and forced a fumble at

Denver. **1993:** Played and started 15 games. Inactive versus Atlanta after breaking his hand versus Tampa Bay. Credited with 108 tackles. Had a season-high 12 tackles, including a forced fumble, versus the Los Angeles Raiders. **1994:** Played 16 games, with 15 starts. Did not start versus Buffalo. Posted a career best 129 tackles. Led team in tackles in six games, including a single-game high 15 versus Philadelphia. Started at both weakside and middle linebacker during the season. **1995:** Started 16 games and was credited with 119 tackles. Had 14 at St. Louis and 12 in two other games. Only linebacker to start 16 games. **1996:** Played 16 games and started 15. Did not start at Green Bay. Credited with 122 tackles and had his first career sack, versus Oakland on September 29. Co-led with three forced fumbles.

COLLEGE: Two-year letterman and two-time first-team All-Columbia Football League. Second-team NAIA All-America as a senior. Team Most Valuable Player in both 1986 and 1987. Led the team in tackles in 1987 with 103, with eight for loss, and four sacks. Totalled a team-high 112 tackles in 1986. Originally attended Stanford University in 1983 and 1984 and was a starter at free safety as a freshman. Played for current Seahawks defensive coordinator Greg McMackin at both Stanford (1983-84) and Oregon Tech (1986-87). Did not play football in 1985. Majored in Industrial Management.

PERSONAL: Attended Compton High School in Compton, California, lettering in football and track. Operated his own silk screening business in Los Angeles prior to signing with Seattle. Worked as a reggae disc jockey during the offseason while with the Seahawks, and has an interest in all types of music. Joe has a daughter, Ayana, and a son, Joseph, III.

CAIN'S NFL RECORD

Defense

Club	G/S	Tkl	So	Ast	T/L	QB	PD	FF	FR
1989 Seattle	9/0	10	7	3	0.0	0.0	0	0	0
1990 Seattle	16/5	29	20	9	0.0	0.0	2	0	0
1991 Seattle	16/0	14	10	4	1.0	0.0	1	0	0
1992 Seattle	16/8	68	46	22	0.5	0.0	5	1	1
1993 Chicago	15/15	108	63	45	n/a	0.0	5	1	0
1994 Chicago	16/15	129	83	46	n/a	0.0	2	1	1
1995 Chicago	16/16	119	73	46	n/a	0.0	5	0	0
1996 Chicago	16/15	122	66	56	n/a	1.0	1	3	0
SEATTLE TOTALS	57/13	121	83	38	1.5	0.0	8	1	1
NFL TOTALS	120/74	599	368	231	n/a	1.0	21	6	2

Totals include special teams statistics. Tackles for loss includes sacks.



ADDITIONAL STATISTICS

Interceptions: 1991 (Seattle) - 1 for 5 yards; 2 for 3 yards, 3 LG in 1992;
Career - 3 for 8 yards, 3 LG, 0 TDs.

SINGLE GAME HIGHS

Defense

Tackles (Solos and Assists): 15, at Philadelphia 9/12/94 (11+4)


Tackles For Loss (Includes sacks): n/a

Sacks: 1.0, vs. Oakland 9/29/96

Interceptions: 1, 3 Times (Last: at Denver 12/20/92)

Forced Fumbles: vs. Tampa Bay 11/3/96

Fumble Recoveries: 1, 2 Times (Last: vs. Minnesota 9/18/94)



87 CARLESTER CRUMPLER TE

Height: 6-6

Weight: 260

College: East Carolina

NFL Experience: 4th Year

How Acquired: Draft (7th round 1994)

1996 Games Played/Started: 16/7

Career Games Played/Started: 41/18

Birthdate: September 5, 1971

Birthplace: Greenville, NC

Residence: Wilmington, NC

1996: Played 16 games with seven starts. Started the last six games after an injury to Christian Fauria. Caught career-highs with 26 receptions and 258 yards. Tied his single-game high with six receptions for 58 yards at Jacksonville. Had two games with four catches and had a career-long 26-yard catch at San Diego.

CAREER: Has played 41 straight games since being inactive for his first seven and has started 14 games over the past two seasons. Totals 51 career receptions for 531 yards and one score. Has 49 catches over the past two seasons, including a career-high 26 in 1996. Drafted on the seventh-round in 1994. **1994:** Played the last nine games, starting four. Inactive the first seven games and saw his first action at San Diego after a back injury sidelined Ferrell Edmunds for the season. **1995:** Played 16 games and started seven, including the last six. Caught 23 passes for 254 yards and one touchdown. Totaled two receptions entering the season. Caught six passes for 59 yards at Arizona, the fifth-most receptions by a tight end in franchise history. First career touchdown on a 10-yard reception at Washington.


COLLEGE: Four-year letterman and two-year starter. First-team All-America choice as a senior by the Walter Camp Foundation and a second-team choice by College and Pro Football Newsweekly. Caught 31 passes for 346 yards and 1 touchdown in 1993 after catching 38 for 524 yards and 4 scores in 1992. Finished his career with 81 receptions for 959 yards, an 11.8 yard average, and 5 touchdowns. Ranked fourth in school history in receptions. Redshirted in 1989. Played in the Senior Bowl after his senior season. Graduated with a degree in Finance.

PERSONAL: Associated Press first-team all-state choice as a senior at J.H. Rose High School in Greenville, North Carolina. Also lettered in basketball and track. His father, Carlester, was an All-America running back at East Carolina and a fourth-round 1974 draft choice of the Buffalo Bills. Full name is Carlester Crumpler, Jr. Owns a private marketing and distribution company.

CRUMPLER'S NFL RECORD

Receiving

Club	G/S	No	Yds	Avg	LG	TD
1994 Seattle	9/4	2	19	9.5	12	0
1995 Seattle	16/7	23	254	11.0	24	1
1996 Seattle	16/7	26	258	9.9	26	0
NFL TOTALS	41/18	51	531	10.4	26	1



21 T.J. CUNNINGHAM S

Height: 6-0 **Weight:** 197
College: Colorado
NFL Experience: 2nd Year
How Acquired: Draft (6th round (b) '96)
1996 Games Played/Started: 9/0
Career Games Played/Started: 9/0
Birthdate: October 24, 1972
Birthplace: Chicago, IL
Residence: Redmond, WA


1996: Played nine-of-the-first-12 games on special teams. Missed the last four games on injured reserve after suffering a knee injury versus the Oakland Raiders. Credited with nine special teams tackles, according to coaches video study. Recovered a fumbled punt against Minnesota to set up a touchdown. Drafted by Seattle with the second of two sixth-round draft choices.

COLLEGE: Switched to the defensive secondary before his junior season after playing wide receiver his first two years. Started every game at right cornerback in 1995 earning All-Big Eight first-team honors by *Football News*. Collected 60 tackles with 19 passes defended and two interceptions as a senior. Set school and conference records for passes defended. Played in eight games at free safety as a junior. Caught five passes for 68 yards as a sophomore while starting one game. Started seven games at flanker as a freshman with 16 receptions for 171 yards, and returned eight kickoffs for a 15.4-yard average. Redshirted in 1991. Communications major.

PERSONAL: All-state selection at Overland High School in Aurora, Colorado. Set school records for career rushing yards (1,999), touchdowns (35), and points (212). Also lettered in track. His uncle, Don Latimer, played defensive tackle for the Denver Broncos (1978-83) and was Denver's first-round draft choice in 1978. Full name is Anthony Cunningham, Jr.

CUNNINGHAM'S NFL RECORD

Club	G/S	Special Teams							
		Tkl	So	Ast	I20	T/L	FF	FR	Bk
1996 Seattle	9/0	9	7	2	2.0	0.0	0	1	0



93 PHILLIP DANIELS DE

Height: 6-5 **Weight:** 263
College: Georgia
NFL Experience: 2nd Year
How Acquired: Draft (4th round (a) '96)
1996 Games Played/Started: 15/0
Career Games Played/Started: 15/0
Birthdate: March 4, 1973
Birthplace: Donalsonville, GA
Residence: Donalsonville, GA

1996: Played 15 games as a reserve defensive end and special teams performer. Inactive against Jacksonville with a knee injury. Credited with 11 tackles and two sacks on defense, according to unofficial press box statistics, and 13 tackles on special teams, according to coaches video study. Chosen on the fourth round of the 1996 draft. Seahawks traded fourth and fifth round 1996 choices to the Jacksonville Jaguars on the second day of the draft to move up in the fourth round.

COLLEGE: Four-year letterman and three-year starter. Finished his career with 244 tackles, 18 tackles for loss, and 12 sacks. Started at defensive end as a senior, linebacker as a junior, and

defensive tackle as a sophomore. Collected a personal-high 87 tackles as a junior and tied for the team lead with five sacks. Had 82 tackles as a senior. One of only three true freshmen to letter in 1992, playing outside linebacker. Majored in Social Work.


PERSONAL: All-state honorable mention at Seminole County High School in Donalsonville, Georgia. Started at quarterback, along with playing linebacker and kicking. Led team to state playoff as a senior. Had 60 tackles and an interception on defense, while passing for 984 yards and rushed for 984 more. Also lettered in basketball and baseball. Played in Georgia High School All-Star Game.

DANIELS' NFL RECORD

Club	Defense								
	G/S	Tkl	So	Ast	T/L	QB	PD	FF	FR
1996 Seattle	15/0	11	9	2	2.5	2.0	1	0	1

ADDITIONAL STATISTICS

Special Teams Tackles: 1996 (Seattle) - 13 (7 solo, 6 assists)



94 ANTONIO EDWARDS DE

Height: 6-3 **Weight:** 271
College: Valdosta State
NFL Experience: 5th Year
How Acquired: Draft (8th round (b) '93)
1996 Games Played/Started: 13/3
Career Games Played/Started: 50/24
Birthdate: March 10, 1970
Birthplace: Moultrie, GA
Residence: Moultrie, GA

1996: Started the first three games at right end before being sidelined for games four through six with a knee injury. Returned to play in 9-of-the-last-10 games as a reserve. Did not play versus Houston. Finished the season with nine tackles and two sacks, both against the Buffalo Bills.

CAREER: Drafted with the second of two eighth-round 1993 choices. Slowed by injuries the past two seasons, starting 10-of-25 games, after opening 14-of-15 in 1994. Has started at both left (8 games) and right (16) end. Totals 85 tackles, 14 sacks, and 21 tackles for loss. **1993:** Played nine games as a reserve defensive end. Credited with seven tackles, including three sacks. Scored a safety with an end zone sack against Cleveland on his first NFL tackle. Had two sacks the next week versus Denver. Spent the first four games of the season on the inactive list before activated. Took over as the starter at left end in the nickel against Cleveland after a thumb injury sidelined Michael Sinclair for the season. Combined with Michael McCrary to give the Seahawks two rookie nickel ends for the last seven games. **1994:** Played 15 games, starting 14 at defensive end. Did not play in the first San Diego game because of a shoulder injury. Opened eight-of-the-first-10 games at left end before switching to right end after an injury to Brent Williams for the last six games. Also saw action at end and tackle in the nickel package. Credited with 37 tackles, according to unofficial press box statistics. Had 1.5 sacks in the second Los Angeles Raiders contest. **1995:** Played 13 games, starting seven, at defensive end. Missed games two through four after spraining a knee versus Kansas City. Started game one and games 11-16 at right end. Coled the team with 6.5 sacks and was third with 10.0 tackles for loss, according to unofficial press box statistics. Had six tackles, including 1.5 sacks, and returned a Robert Blackmon-forced fumble a franchise record 83 yards for his first career touchdown at Denver. Score helped overcome a 20-0 deficit in an eventual 31-27 win, the largest comeback in franchise history. Also had 1.5 sacks against the New York Giants. Finished the season with 32 tackles.

COLLEGE: Four-year letterman and starter. Gulf South Conference Defensive Player of the Year as a senior. Four-time All-Gulf South Conference choice and a first-team selection as a senior. Had 45 tackles, five tackles for loss, and four sacks in 1992. Ended his career with a school record 34 sacks. Was credited with 214 tackles. Posted 14 sacks in 1990 and 12 in 1991. Majored in Criminal Justice.

PERSONAL: Lettered in football at Colquitt County High School in Moultrie, Georgia. Sponsors a reading enrichment program and helped build a playground at Brighton Elementary School in Seattle. Antonio has a daughter, Ashanti (1/29/94), and a son, Amahn (1/30/96).

EDWARDS' NFL RECORD

Club	G/S	Defense					QB	PD	FF	FR
		Tkl	So	Ast	T/L					
1993 Seattle	9/0	7	6	1	3.5	3.0	1	0	0	
1994 Seattle	15/14	37	24	13	4.5	2.5	0	0	0	
1995 Seattle	13/7	32	24	8	10.0	6.5	0	0	1	
1996 Seattle	13/3	9	6	3	3.0	2.0	0	0	1	
NFL TOTALS	50/24	85	60	25	21.0	14.0	1	0	2	

Tackles for loss includes sacks.

SINGLE GAME HIGHS

Defense

Tackles (Solos and Assists): 8, at Indianapolis 10/2/94 (4+4)

Tackles For Loss (Includes sacks): 2.0, 4 Times (Last: vs. Buffalo 12/2/96)

Sacks: 2.0, 4 Times (Last: vs. Buffalo 12/2/96)


Interceptions: None

Forced Fumbles: None

Fumble Recoveries: 1, 2 Times (Last: at Oakland 12/22/96)

Longest Fumble Return: *83, at Denver 12/10/95 (TD)

* Team Record



86 CHRISTIAN FAURIA TE

Height: 6-5

Weight: 245

College: Colorado

NFL Experience: 3rd Year

How Acquired: Draft (2nd round 1995)

1996 Games Played/Started: 10/9

Career Games Played/Started: 24/18

Birthdate: September 22, 1971

Birthplace: Harbor City, CA

Residence: Northridge, CA

1996: Played the first 10 games, starting the last nine. Scheduled to be the starter but was slowed after missing all the preseason after breaking a finger in training camp. Did not start at San Diego, but returned to the starting lineup against Denver and remained there until missing the last six games on injured reserve after breaking an ankle versus Minnesota. Caught 18 passes for 214 yards and one touchdown, a 23-yarder against Denver. Had a season-high four receptions for 53 yards in that game.

CAREER: Second-round 1995 draft choice, the highest choice ever used on a tight end. Has 35 receptions for 395 yards and two scores in 24 games. **1995:** Played 14 games, starting nine straight, games two through ten. Missed two games on the inactive list with a knee injury. Caught a franchise rookie tight end record 17 passes for 181 yards and one score.

COLLEGE: Finished his career with 98 receptions for 1,058 yards, and 12 touchdowns. Ranked fourth in school history in receptions and ninth in yards. Big 8 Conference record-holder for receptions by a tight end. Winner of the Derek Singleton Award which is given to the Colorado player who displays the spirit, enthusiasm, and

dedication, as a sophomore and junior. First-team All-Big 8 Conference as a senior and third-team Associated Press All-America choice. Caught 35 passes for 356 yards and three touchdowns. Finished second on the team in receptions. Had a single-game high seven receptions for 43 yards against Michigan. Had at least four receptions in three other games. Ended the season with a one-yard touchdown reception against Notre Dame in the Fiesta Bowl. Started every game as a junior, catching 30 passes for 351 yards and one touchdown. Started the season with nine receptions for 97 yards against Texas. Second-team all-conference as a sophomore. Caught 31 passes for 326 yards on five touchdowns. Reception total was the most by a Colorado tight end since 1984. Played every game in 1991 as a redshirt freshman. First catch went for a touchdown against Oklahoma. Caught a game-winning 20-yard touchdown pass from field goal formation in a 16-12 win over Oklahoma State. Selected for the East-West Shrine Game, but did not play. Graduated with a degree in Communications.

PERSONAL: First-team All-California Interscholastic Federation and first-team All-Del Ray League as a tight end at Crespi High School in Encino, California. Team captain and Most Valuable Player as a senior while catching 58 passes for 674 yards and six touchdowns. Added 78 tackles and six sacks while playing linebacker. Played only one season of basketball earning Most Valuable Player honors after averaging 16.0 points and 13.0 rebounds per game as a senior. Also lettered in track. Owns his own masonry business along with one of his brothers. One brother, Lance, lettered as a tight end at the University of Washington in 1984. Another, Quinn, played fullback at Northern Arizona in 1989. A sister, Julie, played basketball at the College of the Canyons. Hosted the Christian Fauria Put-Put Golf Tournament in June to benefit the Boys and Girls Clubs. Last name is pronounced FOUR-ee-aye.

FAURIA'S NFL RECORD

Club	G/S	Receiving			LG	TD
		No	Yds	Avg		
1995 Seattle	14/9	17	181	10.6	20	1
1996 Seattle	10/9	18	214	11.9	23	1
NFL TOTALS	24/18	35	395	11.3	23	2

ADDITIONAL STATISTICS

Special Teams Tackles: 1995 (Seattle) - 3 (3 solo).

Kickoff Returns: 1996 (Seattle) - 1 for 8 yards.



17 JOHN FRIESZ QB

Height: 6-4

Weight: 219

College: Idaho

NFL Experience: 8th Year

How Acquired: UFA (Washington 1995)

1996 Games Played/Started: 8/6

Career Games Played/Started: 59/36

Birthdate: May 19, 1967

Birthplace: Missoula, MT

Residence: Hayden Lake, ID

1996: Played eight games, starting six, after not playing in three-of-the-first-four games. Took over as the starter in game six after a 1-4 start and posted a 4-2 record before being sidelined for the season with a broken leg suffered at Detroit. Engineered a 22-15 win over the Miami Dolphins in Miami in a driving rainstorm in his first start, throwing for 299 yards and three scores. Connected with Joey Galloway for first half scores of 51 and 65 yards and threw the game-winning 80-yard touchdown pass to Brian Blades with 2:03 left. That completion was the longest of his career. Became

the first Seattle quarterback to have three 50+ touchdown passes in the same game. After a loss at Kansas City, guided Seattle to wins in a three-game homestand. Passed for 206 yards against San Diego, 323 and one touchdown versus Houston, and 263 and two scores against Minnesota. Threw a 14-yard touchdown pass to Joey Galloway with 3:30 to tie the Houston game and his 323 yards represented the first 300-yard passing game by a Seattle quarterback since November 10, 1991, a span of 79 games. Broke open a close game against the Vikings with a second quarter scoring pass and added a second in the fourth quarter. Broke a bone in his leg in the first quarter against the Lions and played on it until the fourth quarter. Missed the last five games on injured reserve.

CAREER: Signed with the Seahawks as an unrestricted free agent on March 17, 1995, reuniting him with Dennis Erickson who recruited him and coached him one season at the University of Idaho in 1985. Has started nine games in two seasons with Seattle and posted five wins. Has thrown for 2,424 yards and 14 touchdowns in 14 games, with one 300-yard game, 323 versus Houston in 1996. Played his first four seasons with the San Diego Chargers after being their sixth-round 1990 draft choice. Started 16 games for the Chargers in 1991, throwing for 2,894 yards, including back-to-back 300-yard games. Signed with the Washington Redskins as a free agent for the 1994 season and played 16 games, starting four. **1990:** Missed the first 15 games on injured reserve and was activated and started against the eventual AFC West Champion Los Angeles Raiders in the season finale. Completed 11-of-22 passes for 98 yards with one touchdown and one interception in a 17-12 loss. **1991:** Started 16 regular season games and completed 262-of-487 passes for 2,896 yards with 12 touchdowns and 15 interceptions. Had back-to-back 300-yard games with 306 versus the Los Angeles Rams on October 13 and 321 against Cleveland on October 20. Completed a career-best 33-of-54 against the Browns and was 21-of-33 versus the Rams. Engineered a fourth quarter 24-21 win over New Orleans. Earned starting job in fourth preseason game by completing 17-of-19 passes for 210 yards against the Raiders. **1992:** Missed entire season on injured reserve with a knee injury suffered in the second quarter of the preseason opener at Phoenix. **1993:** Saw action in 12 games, starting six consecutive during weeks 6-12 when Stan Humphries was sidelined by a shoulder injury. Engineered two wins during that time, over eventual playoff teams the Los Angeles Raiders and Minnesota Vikings. Completed 20-of-32 passes for 268 yards and two scores versus the Vikings. One of the touchdowns was a 66-yarder to Anthony Miller, the Chargers longest scoring play from scrimmage. Came off the bench on week three to lead a 74-yard scoring drive to the winning field goal with 0:03 left against Houston. Suffered only four interceptions in 238 attempts. **1994:** Signed with the Redskins as an unrestricted free agent on April 18. Played 16 games, starting the first four, including versus the Seahawks in the season opener. Was 17-of-32 for 210 yards with one touchdown and two interceptions in a 28-7 loss. Threw for 195 yards and four touchdowns and no interceptions the next week in a 38-24 win at New Orleans. Tied a team record with 32 completions, including two touchdowns and a career high 381 yards, in a 31-23 loss at the New York Giants. Threw a 73-yard scoring pass to Henry Ellard versus Atlanta in game four, a career best. Saw action at quarterback in only three other games the rest of the season, versus Arizona, San Francisco, and Dallas. **1995:** Played six games for Seattle, starting three at quarterback. Came off the bench in Denver to lead the greatest comeback in franchise history. Trailing 20-0 before engineering three fourth quarter touchdown drives in a 31-27 win. Passed for two scores in the quarter while completing 12-of-19 passes for 157 yards. Threw game-winning touchdown pass to Chris Warren with 49 seconds

left. Saw action as a reserve in two games, Kansas City and second San Diego, before making first start at Arizona. Played all but six plays despite separating left (non-throwing) shoulder in the first quarter. Overcame early 14-0 deficit to tie game in regulation. Was driving toward game-winning field goal attempt when deflected pass was intercepted and returned for a touchdown. Injury kept him out of next five games before playing at Denver. Started the last two games. Completed 16-of-25 passes for 220 yards and one score against the Oakland Raiders. Engineered scores on first five possessions, giving him eight straight possessions with a score including the Denver game.

COLLEGE: Set 24 school, 18 conference, and five NCAA Division I-AA records. Teams were 27-5 in his career and advanced to the playoffs three times. Consensus All-America, All-Big Sky Conference and conference Player of the Year as a junior and senior. Threw for 10,697 career yards, the NCAA's fifth-best total. Had 4,041 yards with 31 touchdowns and eight interceptions as a senior. Yardage total was the sixth highest in NCAA single-season history. Had 11 games with more than 300 yards, including five with more than 400. Set NCAA I-AA single-game completion percentage mark of 84.8% (28-of-33) against Montana State. Finished his career completing 801-of-1,350 attempts for 10,697 yards, 77 touchdowns and 40 interceptions. Was another 105-of-178 for 1,535 yards with 11 touchdowns and seven interception in the postseason. Recruited to Idaho by Dennis Erickson. Majored in Education.

PERSONAL: Earned all-state honors in football at Coeur d'Alene High School in Coeur d'Alene, Idaho. Also lettered in baseball as a pitcher. Has hosted a golf tournament in San Diego to benefit the American Diabetes Association. Is a avid outdoorsman, including being a certified scuba diver. John and his wife, Julie (6/11/94), have a son, Hunter (11/25/95).

FRIESZ'S NFL RECORD

Passing

Year	Club	G/S	Att	Comp	Yds	Pct	TD	Int	LG	T/Y
1990	San Diego	1/1	22	11	98	50.0	1	1	17	1/7
1991	San Diego	16/16	487	262	2896	53.8	12	15	58	32/214
1992	San Diego	Injured Reserve (knee)								
1993	San Diego	12/6	238	128	1402	53.8	6	4	66t	14/98
1994	Washington	16/4	180	105	1266	58.3	10	9	73t	6/45
1995	Seattle	6/3	120	64	795	53.3	6	3	43t	3/12
1996	Seattle	8/6	211	120	1629	56.9	8	4	80t	12/77
SEA TOTALS		14/9	331	184	2424	55.6	14	7	80t	15/89
NFL TOTALS		59/36	1258	690	8086	54.9	43	36	80t	68/453

Rushing

Year	Club	G/S	Att	Yds	Avg	LG	TD	
1990	San Diego	1/1	1	3	3.0	3	0	
1991	San Diego	16/16	10	18	1.8	11	0	
1992	San Diego	Injured Reserve (knee)						
1993	San Diego	12/6	10	3	0.3	2	0	
1994	Washington	16/4	1	1	1.0	1	0	
1995	Seattle	6/3	11	0	0.0	2	0	
1996	Seattle	8/6	12	1	0.1	3	0	
SEATTLE TOTALS		14/9	23	1	0.0	3	0	
NFL TOTALS		59/36	45	26	0.6	11	0	

SINGLE GAME HIGHS

Passing

- Most Attempts:** 54, vs. Cleveland 10/20/91
- Most Completions:** 33, vs. Cleveland 10/20/91
- Most Yards:** 381, at N.Y. Giants 9/18/94
- Highest Completion Percentage:** 68.2, at New Orleans 9/11/94 (15-22)
- Longest Completion:** 80, to Brian Blades, at Miami 10/6/96 (TD)
- Most Touchdowns:** 4, at New Orleans 9/11/94
- Most Interceptions:** 3, 3 Times (Last: vs. Atlanta 9/25/94)
- Longest Touchdown:** 80, to Brian Blades, at Miami 10/6/96

SEATTLE SINGLE GAME HIGHS

Passing

Most Attempts: 38, vs. Houston 11/3/96

Most Completions: 24, vs. Houston 11/3/96

Most Yards: 323, vs. Houston 11/3/96

Highest Completion Percentage: 64.0, vs. Oakland 12/17/95 (25-16)

Longest Completion: 80, to Brian Blades, at Miami 10/6/96 (TD)

Most Touchdowns: 3, at Miami 10/6/96

Most Interceptions: 2, at Arizona 10/29/95 (OT)

Longest Touchdown: 80, to Brian Blades, at Miami 10/6/96

FRIESZ'S 300-YARD GAMES

Date	Opponent	A	C	Yds	Pct	TD	Int	LG	T/L
10/13/91	at L.A. Rams	33	21	306	63.6	2	1	49t	1/8
10/20/91	Cleveland	54	33	321	61.1	1	2	25	3/16
09/18/94	at N.Y. Giants	50	32	381	64.0	2	2	36	1/5
11/03/96	Houston	38	24	323	63.2	1	1	44	1/3

FRIESZ VS. THE NFL

	G	Att	Com	Pct	Yds	LG	TD	Int	Rate	300
Arizona	3	32	17	53.1	205	2	2	23	67.8	0
Atlanta	2	51	30	58.8	366	2	3	73t	69.6	0
Baltimore	0	0	0	----	0	0	0	0	----	0
Buffalo	0	0	0	----	0	0	0	0	----	0
Carolina	0	0	0	----	0	0	0	0	----	0
Chicago	1	37	19	51.4	184	0	0	21	65.6	0
Cincinnati	0	0	0	----	0	0	0	0	----	0
Cleveland	1	54	33	61.1	321	1	2	25	68.5	1
Dallas	2	35	16	45.7	193	1	2	28	48.9	0
Denver	5	111	51	45.9	596	4	5	37	56.0	0
Detroit	1	18	8	44.4	148	0	1	73	50.2	0
Green Bay	1	4	1	25.0	15	0	0	15	42.7	0
Houston	2	53	32	60.4	433	1	1	47	84.9	1
Indianapolis	2	1	1	100.0	11	0	0	11	112.5	0
Jacksonville	0	0	0	----	0	0	0	0	----	0
Kansas City	7	204	101	49.5	1144	5	5	46	64.7	0
Miami	3	58	35	60.3	484	5	1	80t	108.7	0
Minnesota	2	65	42	64.6	531	4	0	66t	110.5	0
New England	0	0	0	----	0	0	0	0	----	0
New Orleans	2	52	31	59.6	370	4	1	41t	99.0	0
N.Y. Giants	2	50	32	64.0	381	2	2	36	83.8	1
N.Y. Jets	1	9	7	77.8	61	0	1	13	55.3	0
Oakland	6	129	67	51.9	786	4	2	43t	74.6	0
Philadelphia	2	0	0	----	0	0	0	0	----	0
Pittsburgh	2	67	34	50.7	299	1	2	19	55.5	0
St. Louis	2	33	21	63.6	306	2	1	49t	101.3	1
San Diego	2	38	20	52.6	262	0	0	41	74.7	0
San Francisco	2	45	22	48.9	236	3	3	50	59.1	0
Seattle	4	112	70	62.5	754	2	2	58	80.7	0
Tampa Bay	2	0	0	----	0	0	0	0	----	0
Washington	0	0	0	----	0	0	0	0	----	0
Career Totals	59	1258	690	54.8	8086	43	36	80t	74.0	4

FRIESZ GAME-BY-GAME

1990	Opponent	A	C	Yds	Pct	TD	Int	LG	T/L
12/29	*L.A. Raiders	22	11	98	50.0	1	1	17	1/7
1991	Opponent	A	C	Yds	Pct	TD	Int	LG	T/L
09/01	*at Pittsburgh	41	19	192	46.3	1	1	19	3/17
09/08	*at San Francisco	33	14	179	42.4	2	3	50	1/9
09/15	*Atlanta	22	13	136	59.1	1	0	36	1/7
09/22	*at Denver	29	13	139	44.8	0	1	30	2/13
09/29	*Kansas City	25	10	162	40.0	0	0	46	1/7

GO DEEP

With touchdown passes of 51, 65, and 80 yards at Miami on October 6, 1996, John Friesz became the first Seahawks quarterback to have three 50+ yard touchdown passes in the same game. The 51 and 65 yard touchdowns were caught by Joey Galloway, while the 80-yarder went to Brian Blades and came with 2:08 left giving Seattle a 22-15 win. Friesz threw for 299 yards on the afternoon in a driving rainstorm.

1991	Opponent	A	C	Yds	Pct	TD	Int	LG	T/L
10/06	*at L.A. Raiders	22	12	118	54.5	1	0	25	3/18
10/13	*at L.A. Rams	33	21	306	63.6	2	1	49t	1/8
10/20	*Cleveland	54	33	321	61.1	1	2	25	3/16
10/27	*at Seattle	41	27	212	65.9	0	0	26	3/20
11/03	BYE								
11/10	*Seattle	25	17	229	68.0	0	0	58	3/16
11/17	*New Orleans	30	16	175	53.3	0	1	29	2/16
11/24	*at N.Y. Jets	9	7	61	77.8	0	1	13	1/10
12/01	*L.A. Raiders	27	12	150	44.4	0	1	31	3/26
12/08	*at Kansas City	37	19	208	51.4	1	1	17	0/0
12/15	*Miami	25	17	185	68.0	2	0	29	2/15
12/22	*Denver	34	12	123	35.3	1	3	19	3/16
1991 TOTALS (16/16)		487	262	2896	53.8	12	15	58	32/214

1992 Opponent **A** **C** **Yds** **Pct** **TD** **Int** **LG** **T/L**
 Missed entire season on Injured Reserve (knee)


1993	Opponent	A	C	Yds	Pct	TD	Int	LG	T/L
09/05	Seattle	Did Not Play							
09/12	at Denver	6	3	40	50.0	0	0	20	0/0
09/19	Houston	15	8	110	53.3	0	0	47	0/0
09/26	BYE								
10/03	at Seattle	14	9	103	64.3	1	0	20	1/7
10/10	*at Pittsburgh	26	15	107	57.7	0	1	13	0/0
10/17	*Kansas City	35	18	218	51.4	1	1	43	3/28
10/24	BYE								
10/31	*at L.A. Raiders	25	13	162	52.0	1	1	37	1/3
11/07	*at Minnesota	32	20	268	62.5	2	0	66t	1/5
11/14	*Chicago	37	19	184	51.4	0	0	21	3/32
11/21	*L.A. Raiders	8	3	38	37.5	0	0	17	2/8
11/29	at Indianapolis	1	1	11	100.0	0	0	11	0/0
12/05	Denver	Did Not Play							
12/12	Green Bay	Did Not Play							
12/19	at Kansas City	38	19	161	50.0	1	2	31	3/15
12/27	Miami	1	0	0	0.0	0	0	0	0/0
01/03	at Tampa Bay	Did Not Play							
1993 TOTALS (12/6)		238	128	1402	53.8	6	4	66t	14/98

1994	Opponent	A	C	Yds	Pct	TD	Int	LG	T/L
09/04	*Seattle	32	17	210	53.1	1	2	27t	0/0
09/11	*at New Orleans	22	15	195	68.2	4	0	41t	1/5
09/18	*at N.Y. Giants	50	32	381	64.0	2	2	36	1/5
09/25	*Atlanta	29	17	230	58.6	1	3	73t	1/13
10/02	Dallas	Placement Holder							
10/09	at Philadelphia	Placement Holder							
10/16	Arizona	Placement Holder							
10/23	at Indianapolis	Placement Holder							
10/30	Philadelphia	Placement Holder							
11/06	San Francisco	12	8	57	66.7	1	0	18	1/8
11/13	BYE								
11/20	at Dallas	35	16	193	45.7	1	2	28	2/14
11/27	N.Y. Giants	Placement Holder							
12/04	at Tampa Bay	Placement Holder							
12/11	at Arizona	Placement Holder							
12/18	Tampa Bay	Placement Holder							
12/24	at L.A. Rams	Placement Holder							
1994 TOTALS (16/4)		180	105	1266	58.3	10	9	73t	6/45

1995	Opponent	A	C	Yds	Pct	TD	Int	LG	T/L
09/03	Kansas City	9	5	77	55.5	1	0	23	0/0
09/10	at San Diego	Did Not Play							
09/17	Cincinnati	Did Not Play							
09/24	BYE								
10/01	Denver	Did Not Play							
10/08	at Oakland	Did Not Play							
10/15	at Buffalo	Did Not Play							
10/22	San Diego	5	4	56	80.0	0	0	20	0/0
10/29	*at Arizona	32	17	205	53.1	2	2	23	1/2
11/05	N.Y. Giants	Inactive (shoulder)							
11/12	at Jacksonville	Did Not Play							
11/19	at Washington	Did Not Play							
11/26	N.Y. Jets	Did Not Play							

1995	Opponent	A	C	Yds	Pct	TD	Int	LG	T/L
12/03	Philadelphia			Did Not Play					
12/10	at Denver	23	12	157	51.2	2	1	20	0/0
12/17	*Oakland	25	16	220	64.0	1	0	43t	0/0
12/24	*at Kansas City	26	10	80	38.5	0	0	15	2/10
1995 TOTALS (6/3)		120	64	795	53.3	6	3	43t	3/12
1996	Opponent	A	C	Yds	Pct	TD	Int	LG	T/L
09/01	at San Diego			Did Not Play					
09/08	Denver	19	11	137	57.9	1	0	37	1/8
09/15	Kansas City			Did Not Play					
09/22	at Tampa Bay			Did Not Play					
09/29	Green Bay	4	1	15	25.0	0	0	15	0/0
10/06	*at Miami	32	18	299	56.3	3	1	80t	0/0
10/13	BYE								
10/17	*at Kansas City	34	20	238	58.8	1	1	32	3/25
10/27	*San Diego	33	16	206	48.5	0	0	41	2/10
11/03	*Houston	38	24	323	63.2	1	1	44	1/3
11/10	*Minnesota	33	22	263	66.7	2	0	22	2/15
11/17	*at Detroit	18	8	148	44.4	0	1	73	1/6
11/24	Oakland			Injured Reserve (leg)					
12/01	at Denver			Injured Reserve (leg)					
12/08	Buffalo			Injured Reserve (leg)					
12/15	at Jacksonville			Injured Reserve (leg)					
12/22	at Oakland			Injured Reserve (leg)					
1996 TOTALS (8/6)		211	120	1629	56.9	8	4	80t	12/77
SEA TOTALS (14/9)		331	184	2424	55.6	14	7	80t	15/89
NFL TOTALS (59/36)		1258	690	8086	54.9	43	36	80t	68/453

* starter



84 JOEY GALLOWAY WR

Height: 5-11 **Weight:** 188
College: Ohio State
NFL Experience: 3rd Year
How Acquired: Draft (1st round 1995)
1996 Games Played/Started: 16/16
Career Games Played/Started: 32/32
Birthdate: November 20, 1971
Birthplace: Bellaire, Ohio
Residence: Bellaire, Ohio

1996: Started 16 games at wide receiver and led team in receptions, (57), yards, (987), and touchdowns, (7). Just missed being only the fourth receiver in league history to have back-to-back 1,000-yard receiving seasons in his first two seasons. Posted two 100-yard games, topped by a single-game best 137 on five receptions, including touchdowns of 51 and 65 yards in a 22-15 win over the Dolphins in Miami. Caught five for 108 yards, with a 43-yarder to set up a touchdown at Denver. Had a single-game high eight receptions in back-to-back midseason games against Houston and Minnesota. Had 94 yards and the game-tying touchdown reception with 3:30 left versus the Oilers and 91 yards and one score against the Vikings. Caught three passes for 99 yards, with receptions of 40 and 42 yards to set up touchdowns versus the Oakland Raiders. Had a 60-yard reception at San Diego in the season opener. Tallied his second career punt return touchdown with an 88-yarder in the first Denver game. Averaged 11.8 yards on 12 punt returns through seven games to rank fourth in the AFC before relinquishing those duties to concentrate on offense.

CAREER: First wide receiver drafted on the first round by the Seahawks and was the eight overall pick in 1995. Has started all 32 games and totals 124 receptions for 2,026 yards with 14 touchdowns. Has led team in receiving yards in each of his first two seasons and has five 100-yard receiving games, equaling the third-best total in history. Also has one touchdown rushing and two on

punt returns. Totaled the NFL's longest run (86 yards) and punt return (89) in 1995. Both were team records. One of only two players (along with Paul Johns) to have two punt return touchdowns. Totals 2,855 all-purpose yards in 32 games, an average of 89.2 per game. **1995:** Started 16 games and was named NFL Offensive Rookie of the Year by *College and Pro Football Newsweekly* and a consensus All-Rookie choice by *Pro Football Weekly/Pro Football Writers Association*, *College and Pro Football Newsweekly*, and *Football News*. Caught 67 passes for 1,039 yards and seven touchdowns, becoming the 10th rookie in NFL history to surpass 1,000 yards, and first since 1986. Added 154 yards rushing and one score and returned 36 punts for a 10.0 yard average, and one touchdown. Set franchise season records for receptions, yards, and 100-yard games (three) by a rookie, totals that led all NFL rookies, as did his seven touchdown receptions. Broke Steve Largent's record for rookie receptions (54 in 1976) in 14 games and Daryl Turner's for yardage (715 in 1984) in 11. Established franchise records for longest run from scrimmage, an 86-yard touchdown at Jacksonville, and longest punt return, a 89-yard score versus the New York Giants. Combined with Brian Blades to be the first duo with 1,000 yards in the same season. Had a franchise rookie best three 100-yard games: 5 for 102 yards and one touchdown at Buffalo; 5 for 114 yards and two scores at Jacksonville; and 5 for 108 yards versus the Raiders. Franchise had only five 100-yard games by a rookie entering 1995. Named AFC Offensive Player of the Week for his performance against the Jaguars and AFC Special Teams Player of the Month for November. Accounted for 200 yards from scrimmage against the Jaguars and returned 13 punts for a 13.2 yard average in the month. Averaged 48.0 yards on each of his nine touchdowns (7 receiving, 1 rushing, 1 punt return). One of two players in the NFL (along with San Francisco's Jerry Rice) to score three different ways. First rookie wide receiver to start every game and the first since 1976 to start the opener.

HONORS: *1995, NFL Rookie of the Year (College and Pro Football Newsweekly); First-Team All-Rookie (Pro Football Weekly/Pro Football Writers Association, College and Pro Football Newsweekly, Football News); AFC Offensive Player for Week 11 (at Jacksonville 11/12); AFC Special Teams Player of the Month for November.*

COLLEGE: Finished his four-year career ranked second in school history in touchdown receptions with 19, trailing only Cris Carter's (Minnesota Vikings) 27. Ranked fourth in both career receptions, 108, and receiving yards, 1,894. Added 20 kickoff returns for a 25.0 yard average and one score and 34 punt returns for a 7.8 average. Had two games with three touchdown receptions. Played both split end and flanker earning first-team All-Big Ten Conference honors as a junior and second-team accolades as a senior. Led team in receiving as both a junior and a senior. Recorded 44 receptions for 669 yards and seven touchdowns in 10 games as a senior. Returned 18 kickoffs for 462 yards, a 25.7 yard average, and one touchdown, and 16 punts for a 10.6 average. Had two touchdowns, one a 67-yard reception and the other an 8-yard reverse against Fresno State. Caught seven passes for 93 yards and three touchdowns against Purdue. Touchdown total tied for second in school history. Returned three kickoffs for 136 yards, including a 93-yard touchdown against Indiana. Was the longest return since 1988. Finished his senior season catching eight passes for 146 yards and two touchdowns in the Citrus Bowl against Alabama. Had a career-best 69-yard reception in that game. Caught 47 passes for 946 yards and a school record-equalling 11 touchdowns in 1993. Equalled Carter's 1986 record. Yardage total ranked third for a single-season in school history trailing Carter's 1,127 in 1986 and 950 in 1985. Had four 100-yard games, including 186 on nine receptions with three touchdowns



against Michigan State. Yardage was third in school history. Had 150 yards versus Wisconsin, 119 against Northwestern, and 115 versus Indiana. Played the first two games as a sophomore before injuring a knee and missing the rest of the season. Caught 14 passes in 11 games as a redshirt freshman. Played in the East-West Shrine Game. Graduated with a degree in Business/Marketing. National Football Foundation Scholar Athlete and National Association of Collegiate Directors of Athletics Scholarship recipient.

PERSONAL: Caught 32 passes for 608 yards and eight touchdowns, averaged 26.9 yards on kickoff returns and 15.2 on punts as a senior at Bellaire High School in Bellaire, Ohio. All-Ohio choice in basketball and also lettered in track. Sponsors a group of students, the *Galloway Express*, at each home game. Appeared on *Wheel of Fortune* with proceeds to benefit the Make-A-Wish Foundation.

GALLOWAY'S NFL RECORD

Receiving

Club	G/S	No	Yds	Avg	LG	TD
1995 Seattle	16/16	67	1039	15.5	59t	7
1996 Seattle	16/16	57	987	17.3	65t	7
NFL TOTALS	32/32	124	2026	16.3	65t	14

Rushing

Club	G/S	Att	Yds	Avg	LG	TD
1995 Seattle	16/16	11	154	14.0	*86t	1
1996 Seattle	16/16	15	127	8.5	51	0
NFL TOTALS	32/32	26	281	10.8	*86t	1

Punt Returns

Club	G/S	No	FC	Yds	Avg	LG	TD
1995 Seattle	16/16	36	12	360	10.0	*89t	1
1996 Seattle	16/16	15	5	158	10.5	88t	1
NFL TOTALS	32/32	51	17	518	10.2	*89t	2

Kickoff Returns

Club	G/S	No	Yds	Avg	LG	TD
1995 Seattle	16/16	2	30	15.0	18	0
1996 Seattle	16/16	0	0	0.0	0	0
NFL TOTALS	32/32	2	30	15.0	18	0

SINGLE GAME HIGHS

Receiving

Most Receptions: 8, 2 Times (Last: vs. Minnesota 11/10/96)

Most Yards: 137, at Miami 10/6/96

Longest Reception: 65, from John Friesz, at Miami 10/6/96 (TD)

Most Touchdowns: 2, at Jacksonville 11/12/95; at Miami 10/6/96

Longest Touchdown: 65, from John Friesz, at Miami 10/6/96

Punt Returns

Most Returns: 5, 2 Times (Last: vs. Oakland 12/17/95)

Most Fair Catches: 2, 4 Times (Last: vs. Oakland 12/17/95)

Most Yards: *105, vs. N.Y. Giants 11/5/95 (4 returns)

Longest Return: *89, vs. N.Y. Giants 11/5/95 (TD)

Most Touchdowns: 1, vs. N.Y. Giants 11/5/95; vs. Denver 9/8/96

Rushing

Most Attempts: 3, vs. Denver 10/1/95

Most Yards: 86, at Jacksonville 11/12/95

Longest Run: *86, at Jacksonville 11/12/95 (TD)

Most Touchdowns: 1, at Jacksonville 11/12/95

Longest Touchdown: *86, at Jacksonville 11/12/95

* Team Record

GALLOWAY'S 100-YARD GAMES

Date	Opponent	No	Yds	Avg	LG	TD
10/15/95	at Buffalo	5	102	20.4	54	1
11/12/95	at Jacksonville	5	114	22.8	38t	2
12/17/95	Oakland	5	108	21.6	43t	1
10/06/96	at Miami	5	137	27.4	65t	2
12/01/96	at Denver	5	108	21.6	43	0

GALLOWAY VS. THE NFL

Opponent	G	No	Yds	Avg	LG	TD	100-yd
Arizona	1	2	35	17.5	19	0	0
Atlanta	0	0	0	0.0	0	0	0
Baltimore	0	0	0	0.0	0	0	0
Buffalo	2	6	129	21.5	54t	1	1
Carolina	0	0	0	0.0	0	0	0
Chicago	0	0	0	0.0	0	0	0
Cincinnati	1	6	78	13.0	28	0	0
Cleveland	0	0	0	0.0	0	0	0
Dallas	0	0	0	0.0	0	0	0
Denver	4	16	288	18.0	51	1	1
Detroit	1	3	22	7.3	10	0	0
Green Bay	1	1	15	15.0	15	0	0
Houston	1	8	94	11.8	18	1	0
Indianapolis	0	0	0	0.0	0	0	0
Jacksonville	2	8	165	20.6	38t	2	1
Kansas City	4	16	241	15.1	32t	1	0
Miami	1	5	137	27.4	65t	2	1
Minnesota	1	8	91	11.4	19	1	0
New England	0	0	0	0.0	0	0	0
New Orleans	0	0	0	0.0	0	0	0
N.Y. Giants	1	4	35	8.8	10	0	0
N.Y. Jets	1	3	24	8.0	10	0	0
Oakland	4	14	333	23.8	43	3	1
Philadelphia	1	7	68	9.7	21	0	0
Pittsburgh	0	0	0	0.0	0	0	0
St. Louis	0	0	0	0.0	0	0	0
San Diego	4	10	148	14.8	60	0	0
San Francisco	0	0	0	0.0	0	0	0
Tampa Bay	1	3	33	11.0	16	0	0
Washington	1	4	90	22.5	59t	1	0

PICK YOUR POISON


Since he entered the National Football League two seasons ago, Joey Galloway has scored touchdowns via reception (14), punt return (2), and rushing (1). He holds franchise records for longest run (86 yards) from scrimmage and longest punt return (89), and co-holds the mark with two career punt return touchdowns. Galloway has averaged 43.1 yards on each of his 17 career touchdowns.

GALLOWAY GAME BY GAME

1995	Opponent	No	Yds	Avg	LG	TD
09/03	Kansas City	4	69	17.3	31	0
09/10	at San Diego	3	26	8.7	9	0
09/17	Cincinnati	6	78	13.0	28	0
09/24	BYE					
10/01	Denver	4	89	22.3	51	0
10/08	at Oakland	4	87	21.8	35	1
10/15	at Buffalo	5	102	20.4	54	1
10/22	San Diego	2	15	7.5	10	0
10/29	at Arizona	2	35	17.5	19	0
11/05	N.Y. Giants	4	35	8.8	10	0
11/12	at Jacksonville	5	114	22.8	38t	2
11/19	at Washington	4	90	22.5	59t	1
11/26	N.Y. Jets	3	24	8.0	10	0
12/03	Philadelphia	7	68	9.7	21	0
12/10	at Denver	4	49	12.3	17	1
12/17	Oakland	5	108	21.6	43t	1
12/24	at Kansas City	5	50	10.0	15	0
TOTALS (16/16)		67	1039	15.5	59t	7

1996	Opponent	No	Yds	Avg	LG	TD
09/01	at San Diego	4	89	22.3	60	0
09/08	Denver	3	42	14.0	19	0
09/15	Kansas City	4	57	14.3	19	0
09/22	at Tampa Bay	3	33	11.0	16	0
09/29	Green Bay	1	15	15.0	15	0
10/06	at Miami	5	137	27.4	65t	2
10/13	BYE					
10/17	at Kansas City	3	65	21.7	32	1
10/27	San Diego	1	18	18.0	18	0
11/03	Houston	8	94	11.8	18	1
11/10	Minnesota	8	91	11.4	91	1
11/17	at Detroit	3	22	7.3	10	0
11/24	Oakland	3	99	33.0	42	0
12/01	at Denver	5	108	21.6	43	0
12/08	Buffalo	1	27	27.0	27	0
12/15	at Jacksonville	3	51	17.0	23	0
12/22	at Oakland	2	39	19.5	32	1
1996 TOTALS (16/16)		57	987	17.3	65t	7

CAREER (32/32)		124	2026	16.3	65t	14
-----------------------	--	------------	-------------	-------------	------------	-----------



88 EDDIE GOINES

WR

Height: 6-0

Weight: 186

College: North Carolina State

NFL Experience: 3rd Year

How Acquired: Draft (6th round (b) '95)

1996 Games Played/Started: 0/0

Career Games Played/Started: 0/0

Birthdate: August 16, 1972

Birthplace: Lakeland, FL

Residence: Lakeland, FL

1996: Missed the entire season on injured reserve with a training camp knee injury.

CAREER: Selected by Seattle with the second of two 1995 sixth-round draft choices. **1995:** Spent the first nine games on the reserve-non-football injury list rehabilitating from a knee injury suffered in college. Returned to practice for two weeks before being placed on injured reserve.

COLLEGE: Four-year letterman. School's all-time leader with 147 receptions for 2,352 yards and 17 touchdowns. Led team in receiving in his last three seasons. Averaged 15.7 on 25 kickoff returns and 9.1 on punt returns. All-Atlantic Coast Conference first-team selection as a junior and a senior. Second-team choice as a sophomore. All-conference all-academic pick his last three seasons. Led team in receiving and was a first-team all-conference

choice in 1994 despite playing only eight games. Caught 39 passes for 624 yards and three touchdowns. Injured his left knee against the University of Maryland. Led team with a single-season best 48 receptions in 1993. Set school records with 929 receiving yards and 10 receiving touchdowns. Reception total was second in team history for one season. Led team in scoring with 64 points. Had at least one touchdown in seven games. Set a single-game record with 207 receiving yards, on five receptions, against Wake Forest. Had 75 and 55-yard touchdown receptions. Followed with nine receptions, one off the school record, for 123 yards, and three touchdowns versus Texas Tech. The three scoring receptions equalled the school record. Had four 100-yard games. Played 10 games as a sophomore catching 46 passes for 580 yards with three scores. Had two 100-yard games. Played 11 games as a redshirt freshman catching 14 passes for 219 yards and one score. Graduated with a degree in Communications and Public Relations.

PERSONAL: Lettered in football and baseball at Lakeland High School in Lakeland, Florida. All-state choice and *Lakeland Ledger's* All-Decade Team. Caught 41 passes for 741 yards and 12 touchdowns as a senior. Honors student.



73 DERRICK GRAHAM G

Height: 6-4

Weight: 314

College: Appalachian State

NFL Experience: 8th Year

How Acquired: Veteran Free Agent ('96)

1996 Games Played/Started: 16/16

Career Games Played/Started: 78/39

Birthdate: March 18, 1967

Birthplace: Groveland, FL

Residence: Orlando, FL

1996: Started 16 games at right guard and did not miss a play all season. Was his first season playing guard after playing tackle his previous six seasons. Joined tackle James Atkins as the only players not to miss a single play. Part of an offensive line that surrendered 38 sacks, the fewest since 1988. Signed as a free agent on February 28.

CAREER: Entered the NFL as the fifth-round draft choice of the Kansas City Chiefs in 1990 and played 51 games, with 16 starts at tackle, in five seasons. Offensive line coach with the Chiefs from 1990-92 was current Seahawks offensive line coach Howard Mudd. Played 11 games with seven starts at tackle in the 1995 season for the Carolina Panthers. **1990:** Played six games on special teams before being placed on injured reserve with an ankle injury. **1991:** Played 16 games at both left and right tackle. Made his first career start in the season finale at right tackle and started both playoff games. **1992:** Started the first two games at right tackle, but injured his knee against Seattle and spent the last 14 games on injured reserve. **1993:** Played 11 regular season and two postseason games. Played three games in the postseason. **1994:** Played 16 games and started the last 11. **1995:** One of the first players signed by the expansion Panthers. Started the first seven games before spraining a knee versus New Orleans. Inactive for five games before returning to play in the last four.

COLLEGE: Kodak first-team All-America choice as a senior. Two-time first-team All-Southern Conference choice. Jacobs Trophy winner as a senior, which is given to the conference's top blocker. Four-year letterman and three-year starter. Criminal Justice major.


PERSONAL: Football, basketball, baseball, and track letterman at Groveland High School in Groveland, Florida. All-state in football and district shot put champion. Derrick and his wife, Kendra, have a son, Deltrice (10/5/90).

GRAHAM'S NFL RECORD

Career Games Played/Started:

1990	Kansas City	—	6/0	1994	Kansas City	—	16/11
1991	Kansas City	—	16/1	1995	Carolina	—	11/7
1992	Kansas City	—	2/2	1996	Seattle	—	16/16
1993	Kansas City	—	11/2	NFL TOTALS		—	78/39

Career Postseason Games Played/Started: 1991 (Kansas City) - 2/2;
1993 (Kansas City) - 3/0; 1994 (Kansas City) - 1/1; **Career - 6/3.**



32 OSCAR GRAY FB

Height: 6-1 **Weight:** 255
College: Arkansas
NFL Experience: 2nd Year
How Acquired: Free Agent (1996)
1996 Games Played/Started: 9/0
Career Games Played/Started: 9/0
Birthdate: August 7, 1972
Birthplace: Houston, TX
Residence: Kirkland, WA

1996: Played the last nine games as a reserve fullback and special teams performer after spending the first seven games on the practice squad. Signed with Seattle as a free agent on April 2.

CAREER: Signed as a free agent by the Arizona Cardinals on April 28, 1995. Was waived on August 24 and signed to the practice squad. Spent 10-of-the-next-12 weeks on the practice squad before being activated. Was inactive for the season finale against Dallas.

COLLEGE: Rushed for 360 career yards on 93 attempts and caught 20 passes for 208 yards. Had 243 yards and had 18 receptions for 182 yards as a junior. Criminal Justice major.

PERSONAL: Played as a fullback and linebacker at M.B. Smiley High School in Houston, Texas. Also lettered in baseball. Rushed for 725 yards and seven touchdowns as a senior.


GRAY'S NFL RECORD

		Rushing					
Club	G/S	No	Yds	Avg	LG	TD	
1995	Arizona	0/0	0	0	0.0	0	
1996	Seattle	9/0	1	5	5.0	5	

		Receiving					
Club	G/S	No	Yds	Avg	LG	TD	
1995	Arizona	0/0	0	0	0.0	0	
1996	Seattle	9/0	2	4	2.0	2	

ADDITIONAL STATISTICS

Special Teams Tackles: 1996 (Seattle) 3 (3 solo).



68 ANDREW GREENE G

Height: 6-3 **Weight:** 304
College: Indiana
NFL Experience: 2nd Year
How Acquired: Free Agent (1996)
1996 Games Played/Started: 0/0
Career Games Played/Started: 6/1
Birthdate: September 24, 1969
Birthplace: Kingston, Jamaica
Residence: Kingston, Jamaica

1997: Signed as a free agent on January 30.

CAREER: Drafted by the Miami Dolphins on the second round in 1995. **1995:** Played the last six games and started at right guard

at St. Louis. Was inactive the first 10 games. Waived on August 26, 1996, and did not play in the NFL that season.

COLLEGE: Four-year letterman and three-year starter at right guard. Second-team All-Big Ten as a senior as selected by the media. Team's outstanding offensive lineman as a junior and senior. Majored in Sports Management.

PERSONAL: Lettered in football, basketball, rugby, and track at Pickering High School in Ontario, Canada. Named outstanding defensive lineman as a senior.

GREENE'S NFL RECORD

Career Games Played/Started: 1995 (Miami) - 6/1.



81 RONNIE HARRIS WR

Height: 5-11 Weight: 179

College: Oregon

NFL Experience: 4th Year

How Acquired: Free Agent (1994)

1996 Games Played/Started: 15/0

Career Games Played/Started: 35/0

Birthdate: June 4, 1970

Birthplace: Granada Hills, CA

Residence: Kirkland, WA

1996: Played the first 15 games as a reserve wide receiver and on special teams. Missed the Oakland game with a leg injury. Had a key 21-yard reception on third-and-10 on the game-winning touchdown drive at Tampa Bay. Returned 19 punts for a 10.2 yard average and 12 kickoffs for a 20.0 mark. Had three punt returns for 95 yards against the Minnesota Vikings, including a 35-yarder. Credited with 12 tackles on special teams and downed two punts inside the opposition's 10 yardline.

CAREER: Has played 29 games since signing as a free agent in 1994. Has a 9.9 yard punt return and 20.7 kickoff return average and 24 special teams tackles in 29 games with Seattle. Has downed five punts the last two years inside the opponent's 10 yardline. Spent his first two seasons with the New England Patriots alternating between the active roster and the practice squad. Played six games with the Patriots, five in 1993 and one in 1994 after signing as a free agent. Caught one pass for 11 yards, returned 24 punts for 203 yards, and five kickoffs for 74 yards.

1993: Played the last five games of the season after spending the first 11 games on the practice squad. Returned 21 punts for an 8.4 yard average, and five kickoffs for a 14.8 yard average. Set a New England team record with 10 punt returns against the Pittsburgh Steelers on December 5. **1994:** Active for the last two games and played on special teams at Cleveland. Originally signed to the practice squad on November 29, and was activated prior to the second Los Angeles Raiders game, but did not play. Started the season with the New England Patriots, playing one game on October 16, versus the New York Jets, and caught one pass for 11 yards. Went to camp with the Patriots and was waived on August 20 and signed to the practice squad on August 30. Added to the active roster on October 14 and returned to the practice squad on October 19. Waived from the practice squad on November 22.

1995: Played 13 games as a reserve wide receiver and on special teams. Credited with seven tackles on special teams and downed three punts inside the opposition's 10 yard line.

COLLEGE: Three-year letterman and two-year starter. Two-time Academic All-Pac-10 choice. Finished career with 65 receptions for 933 yards and seven touchdowns. Caught a single-season best 32 passes for 496 yards and four touchdowns as a senior. Returned 46 punts for an 11.2 average and ranked second on the team with 85.6 all-purpose yards per game. Caught 25 passes for 311 yards

and three touchdowns as a junior, playing in 11 games, starting 10. Played 12 games as a sophomore and caught eight passes for 126 yards. Also a member of the track team as a sprinter and anchored a school record 4x100 meter relay squad. Winner of the Schlstrom Award, which is presented to the top senior scholar-athlete. Graduated with a double degree in Business and Management.

PERSONAL: Football and track letterman at Valley Christian High School in San Jose, California. All-state choice as a multi-purpose player for the small school division. Class A MVP in the North Coast Section as a senior. Ronnie and his wife, Kris (6/13/92), have a daughter, Melissa (2/1/95).


HARRIS' NFL RECORD

		Receiving					
Club	G/S	No	Yds	Avg	LG	TD	
1993 New England	5/0	0	0	0.0	0	0	
1994 New England	1/0	1	11	11.0	11	0	
Seattle	1/0	0	0	0.0	0	0	
1995 Seattle	13/0	0	0	0.0	0	0	
1996 Seattle	15/0	2	26	13.0	21	0	
SEATTLE TOTALS	29/0	2	26	13.0	21	0	
NFL TOTALS	35/0	3	37	12.3	21	0	

		Punt Returns						
Club	G/S	No	FC	Yds	Avg	LG	TD	
1993 New England	5/0	21	2	177	8.4	21	0	
1994 New England	1/0	3	0	26	8.7	12	0	
Seattle	1/0	0	0	0	---	0	0	
1995 Seattle	13/0	3	0	27	8.7	10	0	
1996 Seattle	15/0	19	10	194	10.2	35	0	
SEATTLE TOTAL	29/0	22	10	221	10.0	35	0	
NFL TOTALS	35/0	46	12	424	9.2	35	0	

ADDITIONAL STATISTICS

Kickoff Returns: 1993 (New England) - 5 for 74 yds., 14.8 avg., 19 LG; 1995 (Seattle) - 1 for 9 yds; 1996 (Seattle) - 13 for 269 yds., 20.7 avg., 29 LG; **Career - 19 for 352 yds., 18.5 avg., 29 LG.**



91 MARTIN HARRISON DE

Height: 6-5 **Weight:** 265
College: Washington
NFL Experience: 7th Year
How Acquired: UFA (Minnesota 1997)
1996 Games Played/Started: 16/8
Career Games Played/Started: 69/10
Birthdate: September 20, 1967
Birthplace: Livermore, CA
Residence: Mill Creek, WA

1997: Signed as an unrestricted free agent on June 9.

CAREER: Entered the NFL as the San Francisco 49ers tenth-round 1990 draft choice. Has been used as both a defensive end and linebacker in his career and as a pass rush specialist. Has 21.0 career sacks. Played his first three seasons with the 49ers and his last three with the Minnesota Vikings after signing as a free agent. **1990:** Played the first two games of the season and had three special teams tackles in his first game. Placed on injured reserve with a shoulder injury and waived after the 13th week of the season. Tenth-round draft choice. **1991:** Re-signed by the 49ers and spent the season on the practice squad. **1992:** Played 16 games with one start. Had 3.5 sacks, including 1.5 versus the Atlanta Falcons. Also forced two fumbles versus Atlanta. Played in both playoff games and recorded four tackles and a sack at Dallas in the NFC Championship game. **1993:** Played 11 games with one start. Second on the team with six sacks. Had six tackles and a sack in his only start, versus the Atlanta Falcons. Missed the final five regular season games and both playoff games on the inactive list due to a groin injury. **1994:** Played 13 games with the

Minnesota Vikings after being signed on September 12. Signed with the Vikings as a free agent after being waived by the 49ers on August 28. Played primarily in passing situations. **1995:** Played 11 games and finished third on the team with 4.5 sacks. Had sacks in four straight games, including two versus Tampa Bay. Had 13 tackles on special teams. Inactive for the first four games of the season due to a thumb injury suffered in the preseason. **1996:** Played 16 regular season games and one playoff contest. Started the last seven regular season games and playoff game at right end. Also started game two at right end. Credited with 41 tackles and seven sacks. Had 1.5 sacks versus Green Bay. Credited with a single-game best seven tackles at Atlanta.

COLLEGE: Four-year letterman and three-year starter at strongside linebacker and defensive end. Led team in sacks with seven and tied the school record for tackles for loss with 21 as a senior. Team captain and All-Pac-10 choice as a senior and named team's lineman of the year. Led team in tackles for loss as a junior with 10. Graduated with a degree in Sociology.

PERSONAL: Lettered in football and track at Newport High School in Bellevue, Washington. Finished third in the decathlon at the state Junior Olympics and sixth nationally. Activate with children's charities in both San Francisco and Minneapolis. Martin and his wife, Debbie, live in Mill Creek, Washington

HARRISON'S NFL RECORD

Club	G/S	Defense							
		Tkl	So	Ast	T/L	QB	PD	FF	FR
1990 San Francisco	2/0	4	4	0	n/a	0.0	0	0	0
1991 San Francisco		Practice Squad							
1992 San Francisco	16/1	12	11	1	n/a	3.5	0	2	0
1993 San Francisco	11/1	25	21	4	n/a	6.0	2	2	0
1994 Minnesota	13/0	3	3	0	n/a	0.0	0	0	0
1995 Minnesota	11/0	13	5	8	n/a	4.5	1	0	0
1996 Minnesota	16/8	41	24	17	1.0	7.0	1	1	0
NFL TOTALS	69/10	98	68	30	n/a	21.0	4	5	0

Totals include special teams statistics. Tackles for loss includes sacks.

ADDITIONAL STATISTICS

Interceptions: 1995 (Minnesota) - 1 for 15 yds., 0 TDs

Special Teams Tackles: 1990 (San Francisco) - 4 (4 solo, 0 assists); 1992 (San Francisco) - 8 (7/1); 1993 (San Francisco) - 2 (2/0); 1994 (Minnesota) - 11 (7/4); 1995 (Minnesota) - 13 (9/4); 1996 (Minnesota) - 7 (7 assists); **Career - 45 (29/16).**

Postseason Games Played/Started: 1992 (San Francisco) - 2/0; 1993 (San Francisco) - inactive; 1994 (Minnesota) - 1/0; 1996 (Minnesota) - 1/1; **Career - 4/1.**

Postseason Tackles: 1992 (San Francisco) - 5 (4 solo/1 assist); 1996 (Minnesota) - 3 (3/0); **Career - 8 (7/1).**

Postseason Special Teams Tackles: 1992 (San Francisco) - 3 (3 solo).

SINGLE GAME HIGHS

Defense

Tackles (Solos and Assists): 7, at Detroit 12/8/96

Tackles For Loss (Includes sacks): n/a

Sacks: 2.5, vs. Minnesota 10/3/93

Interceptions: 1, vs. Houston 10/8/95

Forced Fumbles: 2, vs. Atlanta 10/18/92

Fumble Recoveries: None

NASH RAMBLES

Defensive tackle Joe Nash returned to play eight games in 1996, upping his franchise record to 218. Nash ranks tied for seventh in NFL history for games played by a defensive linemen. Nash's total trails Jim Marshall (282), Ron McDole (240), Carl Eller (225), Carl Hairston and Too Tall Jones (224), Jim Jeffcoat (221), and is tied with Alan Page (218). Only Nash and Jeffcoat played in the NFL in 1996. In addition, Nash's 15 seasons in a Seattle uniform is a franchise record.



26 TIM HAUCK

S

Height: 5-10 Weight: 187
 College: Montana
 NFL Experience: 8th Year
 How Acquired: UFA (Denver 1997)
 1996 Games Played/Started: 16/0
 Career Games Played/Started: 100/3
 Birthdate: December 20, 1966
 Birthplace: Butte, MT
 Residence: Big Timber, MT

1997: Signed as an unrestricted free agent on June 3.

CAREER: Veteran reserve safety who's been a reserve behind a quartet of Pro Bowl safeties. Played behind LeRoy Butler and Chuck Cecil with the Green Bay Packers (1991-94) and Steve Atwater and Tyrone Braxton (1995-96) with the Denver Broncos. Entered the league as a free agent with the New England Patriots and signed with Green Bay under Plan B. Played the last two seasons with the Broncos. **1990:** Played 10 games with the New England Patriots after signing as a free agent **1991:** Joined the Green Bay Packers as a Plan B free agent on April 1. Played 16 games as a reserve and had seven tackles and added nine on special teams. **1992:** Played 16 games, mainly on special teams. Had 15 tackles on defense and 14 on special teams. Forced fumbles on both defensive and special teams. **1993:** Played 13 games, missing three with a hamstring injury. Had eight special teams tackles. Played in both Packers playoff games. **1994:** Played 13 games with three starts. Credited with a single-season high 40 tackles and added 16 on special teams. Added four special teams tackles in two postseason games. **1995:** Played 16 games as a reserve after signing as an unrestricted free agent. Credited with 16 tackles on defense and 10 on special teams. **1996:** Played 16 games as a reserve safety behind a pair of Pro Bowl safeties, Steve Atwater and Tyrone Braxton. Credited with 16 tackles and added 16 more on special teams. Played on special teams in the Broncos playoff game versus the Jacksonville Jaguars.

COLLEGE: Three-year starter after transferring from the University of the Pacific. First player in Big Sky Conference history to be named conference Defensive Player of the Year twice. Two-time Associated Press NAIA II first-team All-America pick. Led team with a career high 129 tackles as a senior. Added seven interceptions and three blocked kicks. Named Big Sky Defensive Player of the Week five time in his career. Winner of the Grizzly Golden Helmet Award which is given to the team's hardest hitter in 1987 and 1988. Two-time all-conference all-academic choice. Graduated with a degree in Business Education.

PERSONAL: Four-year letterman in football and three-year letterman in basketball and track at Sweet Grass County High School in Big Timber, Montana. All-state as a quarterback and defensive back. Played football for his father, Bob. State pole vault champion as a senior. Works with the Big Brothers/Big Sisters of Missoula, Montana. His older brother, Bob, is the special teams coach and recruiting coordinator at the University of Colorado.

HAUCK'S NFL RECORD

Club	G/S	Defense					QB	PD	FF	FR
		Tkl	So	Ast	T/L					
1990 New England	10/0	4	3	1	n/a	0.0	0	0	0	
1991 Green Bay	16/0	7	6	1	n/a	0.0	0	0	0	
1992 Green Bay	16/0	15	15	0	n/a	0.0	3	1	0	
1993 Green Bay	13/0	2	1	1	n/a	0.0	0	0	1	
1994 Green Bay	13/3	40	28	12	n/a	0.0	3	0	0	
1995 Denver	16/0	16	10	6	n/a	0.0	1	0	0	
1996 Denver	16/0	16	10	6	n/a	0.0	0	0	0	
NFL TOTALS	100/3	100	73	27	n/a	0.0	7	1	1	

ADDITIONAL STATISTICS

Special Teams Tackles: 1990 (New England) - 7; 1991 (Green Bay) - 9; 1992 (Green Bay) - 14; 1993 (Green Bay) - 8 (5/3); 1994 (Green Bay) - 16; 1995 (Denver) - 9 (9/0); 1996 (Denver) - 16 (n/a); **Career - 79.**

Special Teams Forced Fumbles: 1992 (Green Bay) - 1.

Special Teams Fumble Recoveries: 1991 (Green Bay) - 1.

Postseason Games Played/Started: 1993 (Green Bay) - 2/0; 1994 (Green Bay) - 2/0; 1996 (Denver) - 1/0; **Career - 5/0.**

Postseason Tackles: 1993 (Green Bay) - 0; 1994 (Green Bay) - 1 (1 solo); 1996 (Denver) - 2 (2/0); **Career - 3 (3/0).**

Postseason Special Teams Tackles: 1993 (Green Bay) - 0; 1994 (Green Bay) - 4 (4 solo); **Career - 4 (4 solo).**

SINGLE GAME HIGHS

Defense

Tackles (Solos and Assists): 9, vs. New England 10/2/94 (4+5)

Tackles For Loss (Includes sacks): n/a

Sacks: None

Interceptions: None

Forced Fumbles: 1, vs. L.A. Rams 12/20/92

Fumble Recoveries: 1, vs. Chicago 10/31/93



28 DOU INNOCENT RB

Height: 5-11 **Weight:** 212

College: Mississippi

NFL Experience: 2nd Year

How Acquired: College Free Agent ('96)

1996 Games Played/Started: 4/0

Career Games Played/Started: 4/0

Birthdate: July 9, 1972

Birthplace: Pompano Beach, FL

Residence: Pompano Beach, FL

1996: Played the last four games on special teams and contributed four tackles, according to coaches video study, including two inside the opposition's 20. Signed as a free agent on June 3, and spent the first 12 games on the practice squad.

COLLEGE: School's second all-time leading rusher with 2,387 yards on 511 carries with 12 touchdowns, and 10 100-yard games. Also caught 43 passes for 391 yards and two scores. Rushed for 910 yards and four scores as junior and 868 yards as a senior. Started the last six games of his junior season and topped 100-yards in all six. Had four 100-yard games as a senior, including a school record 242 yards on 39 carries versus Mississippi State. Carry total was one off the school record. Named co-player of the year as a junior. Played as a reserve in 1991 before starting the first two games as a sophomore. Redshirted in 1993. Played in the Blue-Gray and Senior Bowl after his senior season. Majored in Criminal Justice.

PERSONAL: Broward County Player of the Year as a senior at Ely High School in Pompano Beach, Florida, rushing for 1,531 yards and 21 touchdowns. Lettered four years in football, three in track, and two in basketball.

INNOCENT'S NFL RECORD

Club	Special Teams								
	G/S	Tkl	So	Ast	I20	T/L	FF	FR	Bk
1996 Seattle	4/0	8	5	3	2.0	0.0	0	0	0

DOWN TO THE WIRE

In Dennis Erickson's two seasons as the Seahawks head coach, eight games have been won by Seattle inside the last two minutes. Twice his teams have overcome 10-point deficits on the road to post wins. In addition, Erickson's 15 wins in his first two seasons is second only to Chuck Knox's 21.



66 PETE KENDALL

G

Height: 6-5 **Weight:** 292
College: Boston College
NFL Experience: 2nd Year
How Acquired: Draft (1st round 1996)
1996 Games Played/Started: 12/11
Career Games Played/Started: 12/11
Birthdate: July 9, 1973
Birthplace: Quincy, MA
Residence: South Weymouth, MA


1996: Earned starting job at left guard in training camp and played 12 games, starting 11. Second rookie to start the season opener at guard and the first since 1981 (Edwin Bailey). Missed four games, three through seven, with a knee injury, and played game eight as a reserve before returning to the starting lineup.

COLLEGE: Four-year starter. First-team All-Big East selection as a junior and senior. All-New England as a junior. Moved to left tackle for his last three seasons after starting at right guard as a freshman. Freshman All-America pick by *Football News* in 1992. Redshirted in 1991. Graduated in May 1995 with a degree in Marketing.

PERSONAL: Consensus All-America, Gatorade Circle of Champions, state of Massachusetts and New England Player of the Year at Archbishop Williams High School in Weymouth, Massachusetts. All-Scholastic pick by the *Boston Globe*, *Boston Herald*, and *Patriot-Ledger*. One of 11 players to earn National Football Foundation and Hall of Fame Scholar-Athlete Award recognition. Also earned All-Catholic Central League honors at first base. Father played football at Rhode Island and is a member of the Quincy, Massachusetts, police department. Pete and his wife, Michelle, were married on April 20, 1997.

KENDALL'S NFL RECORD

Career Games Played/Started: 1996 (Seattle) - 12/11.



96 CORTEZ KENNEDY

DT

Height: 6-3 **Weight:** 306
College: Miami
NFL Experience: 8th Year
How Acquired: Draft (1st round 1990)
1996 Games Played/Started: 16/16
Career Games Played/Started: 112/98
Birthdate: August 23, 1968
Birthplace: Wilson, AR
Residence: Bellevue, WA

1996: Started 16 games at right defensive tackle for the sixth consecutive season and made his sixth straight appearance in the Pro Bowl. Also named team Most Valuable Player by his teammates and the winner of the Steve Largent Award, which is given to the player that exemplifies spirit, dedication, and integrity. Only the second player in team history to win both the MVP and Largent Award in the same season. His six straight Pro Bowls are a franchise record and his six total appearances is one off Largent's record. Finished the season with 69 tackles, 14.5 tackles for loss, and 8.0 sacks, according to unofficial press box statistics. Had eight tackles in three games and two games, at Miami and versus Buffalo, with two sacks. AFC Defensive Player of the Week versus Dolphins with eight tackles, two sacks, and 2.5 tackles for loss. Part of a front four that combined for an NFL best 40 sacks. Had three tackles for loss versus San Diego.

CAREER: One of the NFL's best interior linemen since joining the Seahawks in 1990 as the third player chosen in the first round. Seattle acquired the pick on draft day from the New England Patriots along with a second-round choice (LB Terry Wooden) in exchange for the Seahawks two first-round selections (#8 and #10) and a fourth-round 1991 draft choice. Seattle's additional first-round draft choice came from the Indianapolis Colts in a 1988 trade for linebacker Fredd Young. He was selected after quarterback Jeff George (Indianapolis Colts) and running back Blair Thomas (New York Jets). Has appeared in a franchise record six straight Pro Bowls, including four as a starter. Six total appearance is one off Steve Largent's franchise record. Ranks fourth all-time in quarterbacks sacks with 46.5, while collecting 484 tackles. Only three defensive linemen in team history have recorded more tackles, Joe Nash 779 in 218 games, Jacob Green 718 in 178 games, and Jeff Bryant 689 in 175 games. Has added 95.5 tackles for loss. Named NFL Defensive Player of the Year in 1992, while playing for a 2-14 team. **1990:** Played in 16 games and started two at right tackle. Missed all of training camp and the preseason before signing a contract. Credited with 48 tackles, six tackles for loss, one sack, a fumble recovery, and a forced fumble, according to unofficial press box statistics. Posted a season-high 10 tackles, including a sack, at Miami. Six of his tackles against the Dolphins were for no gain or a loss. **1991:** Started 16 games at right defensive tackle and played in his first Pro Bowl. Finished third in tackles with 73, according to unofficial press box statistics, and was second in sacks with 6.5. Led all defensive linemen in tackles and sacks. *The Sporting News* AFC Defensive Player of the Week against the New York Jets after recording eight tackles, two sacks, and two passes defended. Also had two sacks against the Indianapolis Colts. His 12 tackles in the second Kansas City Chiefs game were a career high. **1992:** Consensus choice as NFL Defensive Player of the Year. One of six finalists for the Miller Lite NFL Player of the Year. NFL Alumni Association and NFL Players Association Defensive Lineman of the Year. Consensus first-team All-NFL pick, and AFC starter in the Pro Bowl. Kansas City 101 Club AFC Defensive Lineman of the Year. Voted the Marcus Nalley Trophy by his teammates as the team's Most Valuable Player. Became only the third player in history to win the Associated Press Defensive Player of the Year award from a team with a losing record, joining Lawrence Taylor of the 1982 New York Giants (4-5) and Reggie White of the 1987 Philadelphia Eagles (7-8). Was the second Seahawks player to win the award along with safety Kenny Easley (1984). Led the team in sacks, 14.0, yards lost, 89, a team record 28 tackles for loss, total yards lost, 122.5, and forced fumbles, four, according to unofficial press box statistics. Ranked tied for fifth in the AFC in sacks and led all interior linemen. His 14.0 sacks were the third-most in a single season in Seattle history. Finished second on the team in tackles with a career-best 92, according to unofficial press box statistics. Also recovered a fumble and batted down two passes. AFC Defensive Player of the Week in a 10-6 win at New England after registering seven tackles, including three sacks, and four-and-a-half tackles for losses of 32 yards, and two forced fumbles. Had a season-high five tackles for loss, including two sacks, against the Raiders, and had three tackles for loss, including two sacks, versus the Philadelphia Eagles. Had at least one tackle for loss in 14-of-16 games and at least two in 9-of-16. **1993:** Started 16 games at right tackle and was a consensus first team All-NFL pick for the second straight season and earned his third straight trip to the Pro Bowl and second straight as a starter. Ended the year with 77 tackles, including 60 solo, 10.5 tackles for loss, 6.5 sacks, a forced fumble, and a fumble recovery, according to unofficial press box statistics, despite constant double and triple teaming. Led all defensive linemen in tackles, finishing fourth overall, paced team in tackles

for loss, and was second in sacks. Had 10 tackles in back-to-back games, at Houston and versus Cleveland. Recorded two sacks and a fumble recovery at New England and also had two tackles for loss at San Diego. Deflected a pass against the Chargers that was intercepted and returned for a touchdown by Joe Nash. Had at least one tackle for loss in 10-of-16 games and had a three-game streak with at least one sack. **1994:** Earned his fourth straight trip to the Pro Bowl and third consecutive as a starter after starting 16 games at right tackle. First team All-NFL pick by *Associated Press*, *Sports Illustrated*, and *College and Pro Football Newsweekly* for the third straight season. Led all defensive linemen with 70 tackles, according to unofficial press box statistics. Added 8.5 tackles for loss and four sacks. Had nine tackles in the second Kansas City game and seven in three other games. Forced and recovered a fumble on the first play at Houston sparking a 16-14 win. Added two sacks and another tackle for loss versus the Oilers. Only missed four defensive plays in the last 12 games and none in the last seven. **1995:** Started 16 games at right defensive tackle and made his fifth consecutive appearance in the Pro Bowl, the most consecutive appearances in franchise history. Co-led the team with 6.5 sacks, and led all linemen with 54 tackles, according to unofficial press box statistics. Added 10.0 tackles for loss and a forced fumble. Had two tackles for loss among four tackles at Washington and 1.5 sacks in the second San Diego game. Had a season-high six tackles in the second Oakland game. Played in 93 percent of the defensive snaps, missing only 73. His 96 straight games played is the third-longest streak in franchise history.

HONORS: **1990**, First-team All-Rookie (*Pro Football Writers Association*). **1991**, AFC Pro Bowl Squad; First-team All-NFL (*Football Digest*); First-team All-AFC (*Football News*); Second-team All-AFC (*NEA*, *College and Pro Football Newsweekly*); *Seattle Post-Intelligencer Sports Star of the Year* finalist. **1992**, AFC Pro Bowl starter; Miller Lite NFL Player of the Year finalist; NFL Defensive Player of the Year (*Associated Press*, *Pro Football Weekly/Pro Football Writers Association*, *Columbus, Ohio, Touchdown Club*); NFL Defensive Lineman of the Year (*NFL Alumni Association*, *NFL Players Association*); NFL's Top Defensive Tackle (*Pro Football Weekly*); AFC Defensive Lineman of the Year (*Kansas City 101 Club*), First-team All-NFL (*Associated Press*, *Sports Illustrated*, *The Sporting News*, *USA Today*, *Pro Football Weekly/Pro Football Writers Association*, *Football Digest*, *NEA*); First-team All-AFC (*Pro Football Weekly*); *Seattle Post-Intelligencer Sports Star of the Year* finalist; Marcus Nalley Trophy (*Seahawks MVP as voted by teammates*); AFC Defensive Player of Week 3 (at New England). **1993**, AFC Pro Bowl Starter; First-Team All-NFL (*Associated Press*, *Sports Illustrated*, *The Sporting News*, *Pro Football Weekly/Pro Football Writers Association*, *Football Digest*, *College and Pro Football Newsweekly*); First-Team All-AFC (*UPI*). **1994**, AFC Pro Bowl Starter; First-Team All-NFL (*Associated Press*, *Sports Illustrated*, *College and Pro Football Newsweekly*); First-Team All-AFC (*UPI*, *Pro Football Weekly/Pro Football Writers Association*, *Football News*). **1995**, AFC Pro Bowl squad. **1996**, Steve Largent Award; *Seahawks Most Valuable Player* (voted by teammates); AFC Pro Bowl starter; Second-Team All-NFL (*Associated Press*, *Football Digest*); First-Team All-AFC (*Pro Football Weekly/Pro Football Writers Association*, *Football News*, *United Press International*); AFC Defensive Player of Week 6 (at Miami).

COLLEGE: First-team All-America choice by *The Sporting News* in 1989, and a second-team selection by *Associated Press* while playing for current *Seahawks* Head Coach Dennis Erickson. Took over as the starter as a senior and finished the season with 92 tackles (45 solo), 22 tackles for loss, 7.5 sacks, 16 quarterback pressures, and one fumble recovery as Miami captured the

national championship with an 11-1 record. Led the team in tackles for loss, ranked second in sacks, and led all defensive linemen in tackles. Had a season-high 13 tackles (9 solo), including a sack, two tackles for loss, and two quarterback pressures in a 27-10 win over Notre Dame. Also had 13 tackles with a sack and two tackles for loss against Pittsburgh. Saw action in all 12 games with the Hurricanes in 1988 after transferring from Northwest Mississippi Junior College. Credited with 27 tackles, six tackles for loss, seven pressures, and two sacks. Totaled 114 tackles, 28 tackles for loss, and 9.5 sacks at Miami as teams posted a 22-2 record. Had 129 tackles in two junior college seasons, 22 tackles for loss, and 15 sacks. Majored in Criminology.

PERSONAL: Attended Rivercrest High School in Wilson, Arkansas. School retired his jersey in 1991. Hosts an annual football clinic for youngsters between the ages of six and 16 at his alma mater during the offseason. Changed his jersey number from 96 to 99 for the 1992 season to honor his friend and fellow University of Miami alum, Jerome Brown, who was killed in a car accident in June, 1992. Cortez has a daughter, Courtney.

KENNEDY'S NFL RECORD

Club	G/S	Defense							
		Tkl	So	Ast	T/L	QB	PD	FF	FR
1990 Seattle	16/2	48	38	10	6.0	1.0	3	0	1
1991 Seattle	16/16	73	65	8	12.0	6.5	4	1	0
1992 Seattle	16/16	93	76	17	*28.0	14.0	5	4	1
1993 Seattle	16/16	77	60	17	10.5	6.5	3	1	1
1994 Seattle	16/16	70	54	16	8.5	4.0	3	1	1
1995 Seattle	16/16	54	40	14	10.0	6.5	3	1	0
1996 Seattle	16/16	69	51	18	14.5	8.0	4	2	0
NFL TOTALS	112/98	484	384	100	86.5	46.5	25	10	6

Tackles for loss includes sacks.

SINGLE GAME HIGHS

Defense

Tackles (Solos and Assists): 12, vs. Kansas City 12/1/91 (10+2)
Tackles For Loss (Includes sacks): 5.0, vs. L.A. Raiders 10/18/92
Sacks: 3.0, at New England 9/20/92
Interceptions: None
Forced Fumbles: *2, at New England 9/20/92
Fumble Recoveries: 1, 5 Times (Last: at Houston 12/11/94)

* Team Record




7 JON KITNA	QB
Height: 6-2	Weight: 217
College: Central Washington	
NFL Experience: 1st Year	
How Acquired: College Free Agent ('96)	
1996 Games Played/Started: 0/0	
Career Games Played/Started: 0/0	
Birthdate: September 21, 1972	
Birthplace: Tacoma, WA	
Residence: Tacoma, WA	

1996: Spent the entire season on the practice squad after signing as a free agent. Played the 1997 World League season with the Barcelona Dragons and earned Most Valuable Player honors in the Dragons 38-24 win over the Rhein Fire in the World Bowl. Had a league record 401 yards and two touchdowns while completing 23-of-31 passes. Runner-up for World League MVP honors after leading the league in attempts (317), completions (171), yards (2,448), and touchdowns (22) in nine games. Added 334 rushing yards and three scores to set the record for quarterbacks.

COLLEGE: First-team NAIA All-America choice as a senior and first-team All-Mt. Rainier League. Started 14 games and led the

Wildcats to the NAIA Championship game. Completed 364-of-576 passes for 4,616 yards with 42 touchdowns and 14 interceptions. Surpassed 300 yards eight times topped by 455 yards and four touchdowns versus Western Washington in 1995. Had 454 yards versus Whitworth. Career best 456 yards and seven touchdowns came versus Pacific Lutheran in 1994. Had six touchdown passes versus Pacific Lutheran in 1993. Finished his career with completing 911-of-1,550 passes, 58.8%, for 12,353 yards, 99 touchdowns and 59 interceptions in 43 games. Had 17 games over 300 yards. Threw for 93 touchdowns and 47 interceptions in his last three seasons. Graduated with a degree in Math Education.

PERSONAL: Football, basketball, and baseball letterman at Lincoln High School in Tacoma, Washington. Jon and his wife, Jennifer, were married on August 13, 1994.



57 JASON KYLE

LB

Height: 6-3

Weight: 242

College: Arizona State

NFL Experience: 3rd Year

How Acquired: Draft (4th round (b) '95)

1995 Games Played/Started: 16/0

Career Games Played/Started: 32/0

Birthdate: May 12, 1972

Birthplace: Tempe, AZ

Residence: Tempe, AZ

1996: Played 16 games on special teams and finished third on the team with 17 special teams tackles, according to unofficial press box statistics. Had at least one tackle in 11 games. Played two games, at Kansas City and at Denver on defense. Served as the deep snapper on punts.

CAREER: Has played 32 straight games since being the second of two fourth-round 1995 draft choices. Totals 31 special teams tackles and has finished third on the team in each of his two seasons. **1995:** Played 16 games and was third with 14 special teams tackles, according to the coaches film study. Had three in the second Oakland Raiders game and two games with two.

COLLEGE: Three-year letterman and two-year starter. Finished his career with 204 tackles, 12 tackles for loss, four sacks, and two interceptions. Played 31 games, starting 17. Led team in tackles as a senior with 204 while starting all 11 games at left inside linebacker. Added eight tackles for loss, a sack, and an interception. Had eight games with at least 10 tackles. Season-high 20 stops came versus the University of Miami. Had 18 tackles versus Washington State. Totaled 13 tackles and an interception versus Louisville. Played every game as a junior and started six games at right inside linebacker. Ranked second in tackles with 74. Had four tackles for loss, three sacks, and an interception. Played as a reserve in 1991 after redshirting in 1990. Also deep snapped on punts. Played in the East-West Shrine Game and Senior Bowl. Graduated with a degree in Marketing.

PERSONAL: Attended McClintock High School in Tempe, Arizona. Lettered in football and track. Played for the All-Arizona high school team which traveled to New Zealand to play in the

PERFECT ATTENDANCE

Tackle James Atkins and guard Derrick Graham were the only players not to miss a play during the 1996 season. On defense, safety Robert Blackmon missed one play, cornerback Corey Harris two, and safety Darryl Williams three during the season.

Down Under Bowl in 1990. Visited the South Pacific as part of a USO tour in January 1996, with teammate Matt Joyce.

KYLE'S NFL RECORD

Club	G/S	Special Teams							
		Tkl	So	Ast	I20	T/L	FF	FR	Bk
1995 Seattle	16/0	14	8	6	0.0	0.5	0	0	0
1996 Seattle	16/0	17	12	5	2.0	0.0	1	0	0
NFL TOTALS	32/0	31	20	11	2.0	0.5	1	0	0



97 MATT LaBOUNTY DE

Height: 6-4 Weight: 275
 College: Oregon
 NFL Experience: 5th Year
 How Acquired: Trade (Green Bay 1996)
 1996 Games Played/Started: 3/0
 Career Games Played/Started: 23/2
 Birthdate: January 3, 1969
 Birthplace: San Francisco, CA
 Residence: Eugene, OR

1996: Played three games after being acquired from the Green Bay Packers in exchange for safety Eugene Robinson on June 26. On the 53-man roster for 16 games, but a training camp knee injury limited his availability.

CAREER: Entered the NFL as the 12th round draft choice of the San Francisco 49ers in 1992. Claimed on waivers by the Green Bay Packers in 1993 and spent the last three seasons in Green Bay. Can play either defensive end or tackle. **1992:** Spent the entire season on the practice squad after re-signing on September 5. **1993:** Played in the first five games for San Francisco before being placed on the practice squad on October 16. Returned to the active roster on December 4 before being claimed by Green Bay on December 8. On the Packers inactive list for the last four regular season games and two postseason contests. **1994:** Missed the entire season on injured reserve with a back injury in training camp. **1995:** Inactive the first two games before playing in the last 14 with two starts. Also played in all three playoff games. Primarily backed up at left end, but also saw action at both end and tackle as a pass rusher. Made his career start versus Chicago on November 12. Also started at Tampa Bay on December 10. Finished the season with 16 tackles and three sacks. Started against Atlanta in the NFC Wild Card Game and had a sack.

COLLEGE: Four-year letterman and three-year starter. Finished his career with a school record 23.5 sacks. Added 177 tackles, 41 tackles for loss, and two fumble recoveries. Started 33 of last 35 games at either left or right end. Had 10 sacks as a junior and 17 tackles for loss. Single-season best 66 tackles came in 1989. Redshirted in 1987. Majored in Sociology.

PERSONAL: Two-way lineman at San Marin High School in Novato, California. Did not play organized football until his sophomore year. His fiancée, Kelly Blair, won the heptathlon at the 1996 United States Olympic Trials and finished eighth in the Summer Olympics in Atlanta.

LaBOUNTY'S NFL RECORD

Club	G/S	Defense							
		Tkl	So	Ast	T/L	QB	PD	FF	FR
1992 San Francisco		Practice Squad							
1993 San Francisco	6/0	2	1	1	0.0	0.0	0	0	0
Green Bay	0/0	0	0	0	0.0	0.0	0	0	0
1994 Green Bay		Injured Reserve (back)							
1995 Green Bay	14/2	16	11	5	n/a	3.0	3	0	0
1996 Seattle	3/0	0	0	0	0.0	0.0	0	0	0
NFL TOTALS	23/2	18	12	6	n/a	3.0	3	0	0

ADDITIONAL STATISTICS

Special Teams Tackles: 1995 (Green Bay) - 3 (2 solo/1 assist).

Postseason Games Played/Started: 1995 (Green Bay) - 3/1.

Postseason Defensive Statistics: 1995 (Green Bay) - 4 tackles (3 solo/1 assist); 1.0 sacks; 1 pass defensed.



35 JEREMY LINCOLN CB

Height: 5-10 **Weight:** 182
College: Tennessee
NFL Experience: 6th Year
How Acquired: Free Agent (St.L 1997)
1996 Games Played/Started: 13/1
Career Games Played/Started: 160/36
Birthdate: April 7, 1969
Birthplace: Toledo, Ohio
Residence: Highland Park, IL

1997: Signed as a free agent on June 4.

CAREER: Veteran cornerback who played from 1992-95 with the Chicago Bears and 1996 with the St. Louis Rams. Third-round 1992 draft choice of the Bears and played 47 games with 35 starts after missing the 1992 season with a knee injury. Signed with the Rams as a free agent and played 13 games. **1992:** Missed the entire season on injured reserve after suffering a knee injury on the second day of training camp. Drafted on the third round by the Chicago Bears. **1993:** Played 16 games with seven starts. Credited with 37 tackles and had three interceptions. Had one interception in three straight games. Returned a lateraled interception 80 yards for a touchdown versus Green Bay. **1994:** Played 16 games with 14 starts. Had 47 tackles and one interception. Missed one game with a shoulder injury. Entered the Minnesota playoff game on the second play and then intercepted a pass in the second quarter. Started the next week at San Francisco. **1995:** Started 14-of-16 games and had a single-season high 73 tackles. Added one interception. **1996:** Signed with the St. Louis Rams on September 5 after being waived by the Bears. Played 13 games with one start. Picked off a pass versus Atlanta.

COLLEGE: Four-year letterman and two-year starter. First-team All-Southeastern Conference as a senior by the coaches. Had an interception and recovered a blocked punt for a touchdown versus Mississippi. Redshirted in 1989 after a shoulder injury as a sophomore. Only true freshman to see significant playing time. General Business major.

PERSONAL: Played quarterback and safety at DeVilbiss High School in Toledo, Ohio. All-state choice as a senior. Set the school record in the long jump and won the 400-meters at the National TAC Juniors as a sophomore. Jeremy and his wife, Lisa, live in Highland Park, Illinois.

LINCOLN'S NFL RECORD

Club	G/S	Interceptions			LG	TD
		No	Yds	Avg.		
1992 Chicago		Injured Reserve (knee)				
1993 Chicago	16/7	3	109	36.3	80t	1
1994 Chicago	15/14	1	5	5.0	5	0
1995 Chicago	16/14	1	32	32.0	32	0
1996 St. Louis	13/1	1	3	3.0	3	0
NFL TOTALS	60/36	6	149	24.5	80t	1

LONG DISTANCE

Joey Galloway tied a team record with his second career punt return touchdown in 1996. Galloway and Paul Johns each have two punt return touchdowns with Galloway having the two longest in history, 89 yards in 1995 and 88 in 1996.

Club	G/S	Defense					QB	PD	FF	FR
		Tkl	So	Ast	T/L	Injured Reserve (knee)				
1992 Chicago										
1993 Chicago	16/7	37	26	11	n/a	0.0	6	0	0	
1994 Chicago	15/14	47	34	13	n/a	0.0	9	1	0	
1995 Chicago	16/14	73	61	12	n/a	1.0	12	0	0	
1996 St. Louis	13/1	14	11	3	n/a	0.0	5	0	0	
NFL TOTALS	60/36	171	132	39	n/a	1.0	31	1	0	

Totals include special teams statistics. Tackles for loss includes sacks.

ADDITIONAL STATISTICS

Special Teams Tackles: 1992 (Chicago) - IR; 1993 (Chicago) - 0; 1994 (Chicago) - 1995 (Chicago) - 0; 1996 (St. Louis) - 2 (0/2); **Career - 2 (0/2).**

Postseason Game Played/Started: 1994 (Chicago) - 2/1.

Postseason Statistics: 1994 (Chicago) - Interceptions: 1 for 12 yds., 0 TDs; Tackles: 5 (4 solo, 1 assist).

SINGLE GAME HIGHS

Defense

Tackles (Solos and Assists): 8, 2 Times (Last: vs. Philadelphia 12/24/95 [7+1])

Tackles For Loss (Includes sacks): n/a

Sacks: 1.0, vs. Pittsburgh 11/5/95

Interceptions: 1, 6 Times (Last: vs. Atlanta 11/10/96)

Forced Fumbles: 1, Minnesota 9/18/94

Fumble Recoveries: None



56 JAMES LOGAN

LB

Height: 6-2

Weight: 225

College: Memphis

NFL Experience: 3rd Year

How Acquired: Draft (2nd round 1994)

1996 Games Played/Started: 10/0

Career Games Played/Started: 16/0

Birthdate: December 6, 1972

Birthplace: Opp, AL

Residence: Opp, AL

1996: Inactive for the first nine games because of broken leg suffered in the preseason opener. Returned to play in six-of-the-last-seven games on special teams. Credited with four special teams tackles, according to coached video study. Played in the World League with the Scottish Claymores in 1997 and was credited with 37 tackles, two sacks, and two forced fumbles.

CAREER: Entered the NFL as a free agent with the Houston Oilers in 1995. Also played with the Cincinnati Bengals before joining the Seahawks. **1995:** Played six games with Seattle on special teams after being claimed on waivers from the Cincinnati Bengals on October 31. Credited with eight tackles, according to coaches film study, including three at Washington in his first game. Originally signed as a free agent with the Houston Oilers. Waived by Houston on August 28 and signed to their practice squad. Added to the active roster by the Oilers on September 15 and was inactive for one game and played in three before being waived and claimed by Cincinnati on October 18. Played in one game, versus Cleveland on October 29, with the Bengals.

COLLEGE: Two-year letterman after transferring from junior college. Played two seasons at Memphis as a defensive end collecting 70 tackles, 14 sacks, and three tackles for loss. Played 19 games, starting 10. Had 44 tackles and a team-high eight sacks as a senior, including a school record four sacks against Arkansas State. Recipient of the Glen Jones Award presented to the player who leads through determination, desire, and courage. Lettered in both football and track at Jones Junior College in Ellisville, Mississippi. Played and started 21 games in two seasons and was

credited with 283 tackles and 10.5 sacks. Selected to play in the Mississippi North-South Junior College All-Star Game.

PERSONAL: Football and track letterman at Opp High School in Opp, Alabama. Football team captain as a senior.

LOGAN'S NFL RECORD

Special Teams

Club	G/S	Tkl	So	Ast	I20	T/L	FF	FR	Bk
1995 Houston	3/0	2	1	1	0.0	0.0	0	0	0
Cincinnati	1/0	0	0	0	0.0	0.0	0	0	0
Seattle	6/0	8	5	3	0.0	0.0	0	0	0
1996 Seattle	6/0	4	2	2	0.0	0.0	0	0	0
SEATTLE TOTALS	12/0	12	7	5	0.0	0.0	0	0	0
NFL TOTALS	16/0	14	8	6	0.0	0.0	0	0	0



52 KEVIN MAWAE

C

Height: 6-4 **Weight:** 305
College: Louisiana State
NFL Experience: 4th Year
How Acquired: Draft (2nd round 1994)
1996 Games Played/Started: 16/16
Career Games Played/Started: 46/43
Birthdate: January 23, 1971
Birthplace: Savannah, GA
Residence: Kirkland, WA

1996: Made a successful switch from starting right guard to starting center. Started 16 games and missed only 10 plays all season, all versus Minnesota, and none due to injury. Offensive line allowed 38 sacks, the fewest since 1988. Also handled the deep snapping duties on field goals and PATs.

CAREER: Second-round draft choice in 1994 as a center, but made his first 27 starts at right guard before switching to center in 1996. Has missed only 46 snaps since taking over as a starter.

1994: Played 14 games and started the final 11 at right guard. Earned first-team all-rookie honors from *Pro Football Weekly/Pro Football Writers Association, College and Pro Football Newsweekly, and Football News*. Only missed one offensive snap after taking over in the first quarter at Indianapolis and that came in the season finale at Cleveland. Saw his first action at right guard at the Los Angeles Raiders and was used as a short-yardage tight end against the Pittsburgh Steelers. **1995:** Started 16 games at right guard. Also saw action at center at Washington and against Oakland. Missed only two snaps prior to being ejected in the second quarter at Kansas City in the season finale.

HONORS: **1994, First-Team All-Rookie** (*Pro Football Weekly/Pro Football Writers Association, College and Pro Football Newsweekly, Football News*).


COLLEGE: Four-year starter. Moved to center in the fall of 1993 and started 11 games after starting primarily at left tackle for two seasons. Second-team All-Southeastern Conference by Associated Press and the SEC coaches as a senior. Started all of 1992 at left tackle and was a second-team all-conference choice. First-team All-SEC choice in 1991 starting at left tackle (8 games), center (3), and left guard (1). Also used as a short-yardage tight end. Started seven games at left tackle in 1990 after redshirting in 1989. Played in the Blue-Gray All-Star Game and the Senior Bowl after his senior season. Used as the deep snapper. Graduated in December 1993 after majoring in General Studies.

PERSONAL: Football and baseball letterman at Leesville High in Leesville, Louisiana. All-state selection in football in high school and also an all-state all-academic choice. A brother, John, played nose guard at Louisiana State. His mother was born in Longview,

Washington, and Kevin lived there for two years. Kevin and his wife, Tracy (5/29/93) have a son, Kirkland (3/11/97). Last name is pronounced ma-WHY.

MAWAE'S NFL RECORD

Career Games Played/Started: 1994 (Seattle) - 14/11; 1995 (Seattle) - 16/16; 1996 (Seattle) - 16/16; **Career - 46/43.**



46 DEEMS MAY

TE

Height: 6-4

Weight: 263

College: North Carolina

NFL Experience: 6th Year

How Acquired: UFA (San Diego 1997)

1996 Games Played/Started: 16/12

Career Games Played/Started: 57/21

Birthdate: March 6, 1969

Birthplace: Lexington, NC

Residence: New London, NC

1997: Signed as an unrestricted free agent on May 7.

CAREER: Played 57 games, starting 21, with the San Diego Chargers after being the Chargers seventh round 1992 draft choice. Had 21 receptions for 210 yards with no touchdowns. Rebounded after a foot injury limited his availability in 1994 and 1995 to have his best season in 1996 with 19 catches for 188 yards. **1992:** Played 16 games, starting six, in the regular season and played both postseason games. Third with eight special teams tackles. **1993:** Played 15 games with one start. Inactive versus Miami. Gained 15 pounds prior to the season. **1994:** Played his first five games, starting the first two before being sidelined with a stress fracture in his foot. Inactive for three games before being placed on injured reserve on November 2. Made his first two career receptions, for 22 yards, versus the Los Angeles Raiders on September 25. **1995:** Re-injured his foot in June and missed the first six games on the inactive list. Played five of the last 10 games, games 7-9 and 14-15, before being deactivated for the season finale and one postseason game. **1996:** Played 16 games and started 12. Finished the season with career highs in receptions (19), yards (188), and longest reception (39 versus Tampa Bay). Set single-game highs for receiving yards (44) and long reception (39) versus Tampa Bay and for receptions (4) at Kansas City.

COLLEGE: Three-year letterman. Played his last three seasons at tight end after starting as a redshirt freshman at quarterback. Started the first two games of the 1988 season at quarterback and completed 28-of-68 passes for 270 yards. Finished his career with 19 receptions for 239 yards. Had 12 receptions for 150 yards as a senior. Winner of the Charlie Justice Award in 1990 which is given for outstanding contributions on the football field. Redshirted in 1987. Graduated with a degree in Political Science.

PERSONAL: Football, basketball, and baseball letterman at Lexington High School in Lexington, North Carolina. *Parade Magazine* and *Scholastic Coach* All-America choice in football as a senior. Played only three games as a senior due to a knee injury. Threw for 2,350 yards and 25 touchdown and rushed for 1,575 yards and 32 scores as a sophomore and junior. Squad won two state championships. Two-time all-conference, all-area, and all-Northwest choice in basketball as a sophomore and junior. Also

EXPERIENCE

Seattle Seahawks Dennis Erickson, Dallas Cowboys Barry Switzer and Miami Dolphins Jimmy Johnson are the only three of the 30 current NFL head coaches not to have NFL assistant coaching experience prior to being named head coaches.

ran track and played golf. His father, Bert, played golf at North Carolina State. Lives with his wife, Susan, in New London, North Carolina.

MAY'S NFL RECORD

		Receiving					
Club	G/S	No	Yds	Avg	LG	TD	
1992 San Diego	16/6	0	0	0.0	0	0	
1993 San Diego	15/1	0	0	0.0	0	0	
1994 San Diego	5/2	2	22	11.0	18	0	
1995 San Diego	5/0	0	0	0.0	0	0	
1996 San Diego	16/12	19	188	9.9	39	0	
NFL TOTALS	57/21	21	210	10.0	39	0	

SINGLE GAME HIGHS

Receiving

Most Receptions: 4, at Kansas City 11/24/96
Most Yards: 44, vs. Tampa Bay 11/17/96
Longest Reception: 39, vs. Tampa Bay 11/17/96
Most Touchdowns: None
Longest Touchdown: None

ADDITIONAL STATISTICS

Special Teams Tackles: 1992 (San Diego) - 8 (5 solo, 3 assists); 1993 (San Diego) - 3 (3/0); 1994 (San Diego) - 1 (1/0); 1995 (San Diego) - 1 (1/0); 1996 (San Diego) - 1 (1/0); **Career - 14 (11/3).**
Special Teams Fumble Recoveries: 1996 (San Diego) - 1.




82 JAMES MCKNIGHT WR

Height: 6-1 **Weight:** 198
College: Liberty
NFL Experience: 4th Year
How Acquired: College Free Agent ('94)
1996 Games Played/Started: 16/0
Career Games Played/Started: 34/0
Birthdate: June 17, 1972
Birthplace: Orlando, FL
Residence: Apopka, FL

1996: Played 16 games as a reserve wide receiver and special teams performer. Second with 25 special teams tackles, according to coaches film study. Had four in the second San Diego game. Caught one pass, a 73-yarder at Detroit, and returned a kickoff 55 yards at Oakland to set up a touchdown.

CAREER: Has played 34 straight games after spending his first 10 games on the practice squad. **1994:** Turned his first NFL catch



into a 25-yard touchdown against the Cleveland Browns. Signed as an undrafted free agent on April 29 and spent the first 10 games on the practice squad before being activated on November 19. **1995:** Played 16 games as a reserve wide receiver and special teams performer. Caught six passes for 91 yards, including two for 35 in the second San Diego game. Returned his first kickoff at any level for four yards at San Diego.

COLLEGE: Three-year letterman. Finished his career with 114 receptions for 1,948 yards, a 17.1 yard average, and 17 touchdowns. Caught 50 passes for 711 yards and five scores in 1992 and 39 for 812 yards with eight scores in 1993. Had eight career 100-yard games. Criminal Justice major.


PERSONAL: Football, basketball, and track letterman at Apopka High School in Apopka, Florida. Has a son, David (2/15/92).

McKNIGHT'S NFL RECORD

Year	Club	G/S	Receiving				TD
			No	Yds	Avg	LG	
1994	Seattle	2/0	1	25	25.0	25t	1
1995	Seattle	16/0	6	91	15.2	24	0
1996	Seattle	16/0	1	73	73.0	73	0
NFL TOTALS		34/0	8	189	23.6	73	1

ADDITIONAL STATISTICS

Special Teams Tackles: 1994 (Seattle) - 1 solo; 1995 (Seattle) - 13 (11 solo, 2 assists); 1996 (Seattle) - 25 (14/11); **Career - 39 (26/13).**



92 HENRY McMILLIAN DT

Height: 6-3 **Weight:** 290
College: Florida
NFL Experience: 3rd Year
How Acquired: Draft (6th round (a) - '95)
1996 Games Played/Started: 3/0
Career Games Played/Started: 4/0
Birthdate: October 17, 1971
Birthplace: Folkston, GA
Residence: Plano, TX

1996: Played in four games as a reserve defensive tackle and was inactive for 12.


CAREER: Has played as a reserve tackle since being selected with the first of two 1995 sixth-round draft choices. **1995:** Active for three games and saw action at Washington, playing one play at defensive end.

COLLEGE: Three-year letterman and two-year starter. Played both defensive tackle and defensive end in his career. Played both defensive tackle spots his last two seasons. Recipient of the team's leadership award as a senior. Defensive Captain as a senior. Started 10 games at tackle in 1994, registering 44 tackles, 4.5 tackles for loss, 1.5 sacks. Played 12 games with three starts as a junior. Had 37 tackles, 5.0 tackles for loss, and a sack. Started 11-of-12 games in 1992, the first four at defensive end before moving to tackle. Posted single-season bests with 57 tackles, 10.5 tackles for loss, and 3.5 sacks. Finished his career with 138 total tackles, including 95 solo stops, 20.0 tackles for loss, and six sacks. Recreation major.

PERSONAL: Team Most Valuable Player as a senior at Charlton County High School in Folkston, Georgia. Played in the Florida-Georgia All-Star Game. Had 95 tackles and 10 sacks as senior. Also lettered in basketball and track. Henry and wife Tonya were married on June 14, 1997.

McMILLIAN'S NFL RECORD

Games Played/Started: 1995 (Seattle) - 1/0; 1996 (Seattle) - 4/0; **Career - 5/0.**



1 WARREN MOON QB

Height: 6-3 **Weight:** 213
College: Washington
NFL Experience: 14th Year
How Acquired: Free Agent (Minn 1997)
1996 Games Played/Started: 8/8
Career Games Played/Started: 180/178
Birthdate: November 18, 1956
Birthplace: Los Angeles, CA
Residence: Sugar Land, TX

1997: Signed as an unrestricted free agent on March 7.

CAREER: Ranks as one of the outstanding quarterbacks to play in the National Football League. Ranks fourth in league history in attempts (6,000), completions (3,514), and yards (43,787), and is tied for seventh in touchdowns (254). Has four 4,000-yard seasons, second only to Dan Marino's six, and eight 3,000-yard seasons, tied for third behind Marino and John Elway (11 each). His six 400-yard games are tied for third (Marino 13, Joe Montana 7) and his 48 300-yard games are third (Marino 52, Dan Fouts 51). Tied another mark with nine 300-yard games in 1990 and his 527 yards at Kansas City in 1990 is second in league history to Norm Van Brocklin's 554 in 1951. Holds the league mark for a quarterback with eight straight nominations to the AFC-NFC Pro Bowl (1988-95). Entered the league as a free agent with the Houston Oilers in 1984 after six seasons in the Canadian Football League. Led the Oilers into the playoffs seven straight seasons starting in 1987. Included was their first divisional title since 1967 in 1991 and a 12-win season in 1993, the most wins in franchise history. Traded to the Minnesota Vikings on April 18, 1994, and was part of two playoff teams. Holds the single-season passing yardage mark for both teams with 4,689 yards for Houston in 1990 and 4,268 for Minnesota in 1994. Is one of three players in league history to have back-to-back 4,000-yard seasons and the only one to do it for two teams (Oilers 1990-91 and Vikings 1994-95). Other quarterbacks with back-to-back 4,000-yard seasons are Dan Fouts (San Diego, 1980-81) and Dan Marino (Miami, 1984-85). Ranks fifth and sixth for a single season with 4,690 yards in 1991 and 4,689 in 1990. **1984:** Signed as an unrestricted free agent on February 3 after six seasons in the CFL. Started 16 games and set a franchise record with 3,338 yards, completing 259-of-450 passes (57.6%) with 12 touchdowns and 14 interceptions. Broke George Blanda's 1961 record of 3,330 yards and tied Blanda's record of four 300-yard games, also set in 1961. Consensus all-rookie choice. Threw for 365 yards versus the Indianapolis Colts in his second game and completed 27-of-45 passes for 303 yards versus Pittsburgh. Also topped 300 versus San Francisco (356) and Cleveland (306). Went his first 130 passes without an interception. **1985:** Played and started 14 games, missing two with a hip pointer. Started the season by engineering a 26-23 win over Miami by completing 12-of-17 passes for 270 yards. Came back after the hip pointer for the last three games and had three straight 300-yard games 330 versus the New York Giants, 339 at Cleveland, and 364 at Indianapolis, a total of 1,033 yards. **1986:** Started 15 games missing one with a thumb injury. Broke his own team record with 3,489 yards and completed 256-of-488 passes (52.5%) with 13 touchdowns and 26 interceptions. Finished fifth in the AFC in yards. Set a career high with 398 yards at Detroit (10/5), one of three 300-yard games, and the most by an Oilers quarterback since 1961, when George Blanda had 418 versus the New York Titans. Had 310 against Cincinnati and 304 versus the Raiders. **1987:** Started all 12 games played by the regulars and led the Oilers into the playoffs as a wild card for the first time since 1980. Threw a single-season best 21 touchdown passes, the most since

George Blanda's 24 in 1963. Had two 300-yard games, including 310 in the season opener versus the Los Angeles Rams. Passed for 327 yards against Indianapolis. Connected with Ernest Givins for an AFC long 83-yard touchdown versus Cleveland (11/22). Was 45-of-75 (60.0%) for 537 yards with two touchdowns and three touchdowns in two postseason starts. Was 21-of-32 for 273 yards in a 23-20 overtime win versus Seattle in the AFC Wild Card game. Led team 61 yards from his own 15 for the game winning field goal.

1988: Started 11 games, missing five with a fractured shoulder blade at Indianapolis. Missed five games on injured reserve before returning to start the last 10. Did not have a 300-yard game for the first time in his career, with a season best 287 coming in the finale at Cleveland. Threw 17 touchdowns and only eight interceptions to tie for second in the AFC and fifth in the NFL with an interception-avoidance percentage of 2.7. Threw three touchdown passes, all to Drew Hill, versus Washington (10/30) and also had three versus Phoenix. Rushed for two touchdowns versus Pittsburgh (12/4). Had a streak of 98 pass attempts without an interception stopped in that game. Was 33-of-59 for 453 yards with one touchdown and four interceptions in two postseason starts. Was 16-of-26 for 213 yards in a 24-23 win at Cleveland in the wild card game. Selected to the Pro Bowl for the first time as a reserve and started the game due to an injury to Boomer Esiason and completed 13-of-20 passes for 134 yards.

1989: Started 16 games and passed for a franchise record 3,631 yards to rank second in the AFC. Threw 23 touchdowns (4th) and 14 interceptions for a quarterback rating of 88.9, which was second in the conference and fourth in the league. Selected to his second straight Pro Bowl and first as a starter. Had four 300-yard games in the regular season, including a personal best 414 yards against Cleveland in the finale, the highest total by an Oilers quarterback since 1961. Threw his 100th career touchdown pass in that game. Completed 19-of-23 passes versus Miami for a personal best 82.6%. Completed 29-of-48 passes for 315 yards with two touchdowns and no interceptions in a 26-23 overtime loss to Pittsburgh in the playoffs. Named the Travelers NFL Man of the Year for his work in the community.

1990: Started the first 15 games before being sidelined for the season finale and playoffs by a dislocated thumb. Led the NFL in yards (4,689), attempts (584), completions (362), and touchdowns (33), setting Oilers single-season records in all four categories while playing his first season in the "Run 'N Shoot" offense. Yardage total ranked sixth in NFL history. Finished second in quarterback efficiency (96.8) and was third in average per pass play (8.03). Oilers led the league in total offense (388.9 yards per game) and were second in scoring (25.3 points per game). Was intercepted only 13 times in 584 attempts and equalled Dan Marino's 1984 NFL record with nine 300-yard games, including four straight, one off the NFL record. Threw for 527 yards, the second most in NFL history at Kansas City (12/16), completing 27-of-45 passes, including a career-long 87-yarder to Haywood Jeffires. Opened the season with 397-yard outing with four touchdowns at Atlanta. Twice threw a personal single-game high five touchdowns, versus Cincinnati (to five different receivers) and at Cleveland. Totaled 381 yards against the New York Jets, 369 yards versus the Bengals, 355 yards at San Diego (to 11 different receivers), 343 versus the Rams in Los Angeles, and 322 versus the Browns. Became the Oilers all-time passing yardage leader versus Indianapolis and topped 20,000 career yards against Cincinnati. Dislocated the thumb on his passing hand after hitting the helmet of Cincinnati's James Francis. Injury forced him out of the season's last game and the playoffs, but healed in time to allow him to play in the Pro Bowl.

1991: Started 16 games and led Houston into the playoffs for the fifth straight year and captured a division title for the first time since the Oilers won the 1967 American Football League Eastern Division. Houston won 11 games, equaling the most in franchise history. Broke his own franchise record and led the entire NFL with

4,690 passing yards, the fifth most in NFL history. Became the third quarterback with back-to-back 4,000 yards seasons, joining Dan Marino (1984-86) and Dan Fouts (1979-80). Broke Marino's record for attempts (655) and completions (404). Had six 300-yard games, including two over 400 and one at 399. Had 432 in a 26-23 overtime win over Dallas (11/10) and 423 at the New York Jets (10/13). Totaled 399 versus Cleveland (11/17). Completed all 11 overtime attempts versus the Cowboys to set a club record with 41 completions, one off Richard Todd's 1980 record of 42 in league history. Oilers led the NFL in passing (288.9 yards per game) for the second consecutive season. Made his 100th career start in the opener, a 47-17 win over the Los Angeles Raiders. Had a franchise record streak of 21 straight games with a touchdown pass end at Washington (11/3). Passed the 25,000 career yard mark versus Cincinnati (10/27). Was 55-of-76 for 596 yards, with five touchdowns and two interceptions in two postseason starts. Threw for 325 yards and three scores at Denver in the divisional playoffs. **1992:** Played 11 games, starting 10, and was named to his fifth straight Pro Bowl. Missed five games with a broken arm suffered at Minnesota (11/15). Led the the AFC in passing efficiency (89.3) was second in completion percentage (career high 64.7), third in touchdowns (18), fifth in yards (2,521) and completions (224), and sixth in attempts (346). Offense led entire NFL in passing (251.8 yards per game) for the third straight season. Had four 300-yard games, including 330 against Pittsburgh in the opener and a season-high 361 at Indianapolis. Other two were also in back-to-back games, 321 at Denver and 342 versus Cincinnati. Passed 50,000 yards for his entire career (including CFL) versus San Diego (9/27) and passed Ron Lancaster's all-leagues record of 50,535 yards at Denver (10/18). Had five touchdown passes for the third time in his career at Cincinnati (10/11). Became Oilers all-time touchdown pass leader versus the Bengals. Forced out of the Pittsburgh game (11/1) with a concussion and was limited to 70 yards versus Cleveland the next week. Passed 30,000 NFL yards at Minnesota (11/15) in just 125 games, the second fastest in league history behind Dan Marino's 115 games. Suffered an arm injury that kept him inactive for the next five games. Returned as a reserve, for the first time in the NFL, in the season finale versus Buffalo. Started the next week at Buffalo in the first round of the playoffs and set team postseason records for attempts (50), completions (36), yards (371), and touchdowns (4) in a 41-38 overtime loss. **1993:** Played 15 games, starting 14, led the Oilers into the postseason for seventh straight season and was selected for his sixth straight Pro Bowl. Missed the season finale with a broken rib. Included was a franchise record 10 straight wins leading to a 12-win season, the most in franchise history. Threw for 3,485 yards, completing 303-of-520 passes with 21 touchdowns and 21 interceptions. Had three 300-yard games, topped by a 369-yard effort against Seattle. Completed 36-of-55 passes with two touchdowns and two interceptions versus the Seahawks. Had a career-long 35-yard run against Buffalo (10/11), the longest by an Oilers player during the season. Completed 32-of-43 passes for 306 yards, his third straight postseason game over 300 yards, in the second round of the playoffs in a 28-20 loss to Kansas City. Only Dan Fouts with four straight has more in league history. **1994:** Acquired by the Vikings from the Oilers in exchange for a fourth round 1994 draft choice. Despite the trade he passed for 4,264 yards, led the Vikings into the playoffs and was chosen to his seventh straight Pro Bowl. Started 15 games, not playing in the season-ending contest versus San Francisco because of a knee injury. Set Vikings records for yards (4,264) and completions (371). Both totals led the NFC and ranked third in the NFL. Became the first Minnesota quarterback to have six 300-yard games and tied a mark first set in 1985 by Tommy Kramer with three straight 300-yard games. Started the three-game streak with a season-high 420

yards versus New Orleans (11/6) and ended with 400 yards versus the New York Jets (11/20). In between, had 349 at New England. Completed 33 passes versus both the Saints and Jets. Streak stopped with a 286-yard outing versus Tampa Bay. Had back-to-back 300-yard games on weeks four and five with 326 versus Miami and 355 at Arizona and almost made it three straight with 299 at the New York Giants. Helped Cris Carter set an NFL record with 122 receptions and the 207 combined receptions of Carter and Jake Reed (85) set the mark for two players, breaking the old of 190 by Houston receivers Haywood Jeffires (100) and Drew Hill (90) when Moon was their quarterback. Had a streak of three straight 300-yard postseason performances snapped as he threw for 292 yards versus Chicago in the first-round of the playoffs.

1995: Started 16 games and had his second straight 4,000-yard season and set a franchise record for touchdown passes. Appeared in his eighth consecutive Pro Bowl, a record for a quarterback. Completed a team record 377 passes to lead the NFL, was second in touchdowns (33), and was third in yards (4,228). Broke Tommy Kramer's 1981 touchdown record of 26. Now has the top two single-season passing yardage totals in franchise history. Vikings set single-season records for points scored (412) and total yards (5,938). Set another mark with 193 straight pass attempts without an interception, starting versus Green Bay (10/22) and ending at Detroit (11/23). Had four 300-yard games, including three straight in November. Totaled a season-high 384 yards at Detroit, 342 at Arizona (11/12) and 338 versus New Orleans. Had at least two touchdown passes in each of last eight games, including four in back-to-back games at Arizona and versus New Orleans. Completed 188-of-304 passes (61.8%) for 2,358 yards with 23 touchdowns and five interceptions in the last eight games for a rating of 104.3. Vikings averaged 31.3 points and 404.9 yards per games. Named NFL Offensive Player for the Month of November after completing 100-of-161 passes for 1,301 yards with 14 touchdowns and one interception as Vikings won four-of-five. Had at least one 50-plus yard completion in each of his last seven games. **1996:** Started eight-of-the-first-10 games, despite battling ankles injured in the opener that eventually forced him to the sidelines. Started the first game of the season versus Detroit, but was forced to the sidelines. Missed a week but returned to start five straight games, including three wins. Won his first three starts, and threw for 280 yards in a 30-21 win over Green Bay (9/22). Re-injured ankles versus Chicago (10/28) and sat out the next week versus Kansas City. Made his final start, and appearance, for Minnesota at Seattle (11/10). Finished the season completing 134-of-247 passes for 1,610 yards with seven touchdowns and nine interceptions.

CFL: Signed with the Edmonton Eskimos in 1978 and helped the Eskimos to five straight Grey Cup championships, 1978-82, in six seasons. Named Grey Cup Most Valuable Player in 1980 and 1982. Finished his career with 21,228 passing yards, completing 1,369-of-2,832 passes (57.5%) with 144 touchdowns and 77 interceptions. Twice surpassed 5,000 yards with 5,000 in 1982 and a league record 5,648 in 1983. Winner of the Schenley Award, emblematic of the CFL's Outstanding Player in 1978 throwing for 31 touchdowns. Set a CFL single-game mark with 555 yards, completing 31-of-51 passes with five touchdowns versus Montreal in 1983. Added 1,700 yards rushing on 330 attempts with 16 touchdowns. Teams posted 78-23-5 regular season record and 10-1 postseason mark.

HONORS: **1984**, *First-team All-Rookie (Pro Football Writers, UPI, Pro Football Weekly, Football Digest)*. **1988**, *AFC Pro Bowl squad; Second-team All-AFC (UPI)*. **1989**, *AFC Pro Bowl starter; AFC Player of the Year (Football News); First-team, All-AFC (UPI); AFC Offensive Player of Week Six (at Chicago); Travelers NFL Man of the Year*. **1990**, *AFC Pro Bowl starter; NFL Offensive*

Player of the Year (Associated Press); AFC Offensive Player of the Year (UPI, Kansas City 101 Club); AFC Most Valuable Player (USA Today); NFL Alumni Quarterback of the Year; First-Team All-NFL (The Sporting News); Second-team All-NFL (Associated Press); First-team All-AFC (UPI, Pro Football Weekly, Football News); AFC Offensive Player for the Month of November; AFC Offensive Player of the Week (vs. Cincinnati, Cleveland, Kansas City). **1991**, AFC Pro Bowl squad; AFC Offensive Player of Week 12 (vs. Cleveland). **1992**, AFC Pro Bowl squad. **1993**, AFC Pro Bowl squad; AFC Offensive Player of the Week (vs. Cincinnati 10/24). **1994**, NFC Pro Bowl squad; The Sporting News Offensive Player of Week four (vs. Miami). **1995**, NFC Pro Bowl squad; Sporting News Offensive Player of Week four (vs. Miami).

COLLEGE: Named Pac-8 Player of the Year and Rose Bowl Most Valuable Player as a senior. Led Washington to the Rose Bowl in 1977 for the first time since 1963 and engineered a 27-20 upset of Michigan. Started three seasons and completed 242-of-496 passes for 3,277 yards, with 19 touchdowns after transferring from West Los Angeles Junior College. Inducted in to the Husky Hall of Fame in 1984 and into the Rose Bowl Hall of Fame in 1997. Majored in Communications.

PERSONAL: Named NFL Man of the Year in 1989 for his work in the community. Established the Crescent Moon Foundation in 1989 to raise money for college academic scholarships in Seattle, Los Angeles, Houston, and Minneapolis-St. Paul, and currently assists over 150 students. Also works with the United Negro College Fund, United Way, the Sickle Cell Foundation, the Urban League, Ronald McDonald House, Special Olympics, March of Dimes, Muscular Dystrophy Association, Cystic Fibrosis Foundation, American Heart Association, Juvenile Diabetes, and the Cerebral Palsy Foundation. In 1988, he donated \$200,000 to build a community center to the Houston-area church he belongs to, Windsor Village United Methodist. Former Houston Mayor Kathy Whitmire declared February 21, 1988, "Warren Moon Day", and he was also named Houston Firefighter's Man of the Year in 1989, the South Texas March of Dimes "Headliner of the Year," and was voted one of Five Outstanding Houstonians. In May, 1989, he received the National Urban Coalition Superstar Award in Washington, D. C., for his work with the "Say Yes to a Youngster's Future" program. Selected to then-President George Bush's Media Advisory Committee for the 1990 Economic Summit. Has worked with TNT as a reporter during the 1995 NFL season and on NBA playoff coverage. Warren and his wife, Felicia, have four children, Joshua (7/17/82), Chelsea (12/16/83), Blair (8/22/84), and Jeffrey (1/7/88). Earned All-America honors and was the city Most Valuable Player at Hamilton High School in Los Angeles. Full name is Harold Warren Moon.

MOON'S NFL RECORD

Passing

Year	Club	G/S	A	C	Yds	Pct	TD	Int	LG	T/Y
1984	Houston	16/16	450	259	3338	57.6	12	14	76	47/371
1985	Houston	14/14	377	200	2709	53.1	15	19	80t	46/366
1986	Houston	15/15	488	256	3489	52.5	13	26	81t	41/332
1987	Houston	12/12	368	184	2806	50.0	21	18	83t	25/198
1988	Houston	11/11	294	160	2327	54.4	17	8	57t	12/120
1989	Houston	16/16	464	280	3631	54.4	23	14	55	35/267
1990	Houston	15/15	584	362	4689	62.0	33	13	87t	36/252
1991	Houston	16/16	655	404	4690	61.7	23	21	61t	23/174
1992	Houston	11/10	346	224	2521	64.7	18	12	72	16/105
1993	Houston	15/14	520	303	3485	58.3	21	21	80t	34/218
1994	Minnesota	15/15	601	371	4264	61.7	18	19	65t	29/235
1995	Minnesota	16/16	606	377	4228	62.2	33	14	85t	38/277
1996	Minnesota	8/8	247	134	1610	54.3	7	9	54t	19/122
HOU TOTALS		141/139	4546	2632	33685	57.9	196	166	87t	315/2403
MIN TOTALS		39/39	1454	882	10102	60.7	58	42	85t	86/634
NFL TOTALS		180/178	6000	3514	43787	58.6	254	208	87t	401/3037

Rushing

Year	Club	G/S	Att	Yds	Avg	LG	TD
1984	Houston	16/16	58	211	3.6	31	1
1985	Houston	14/14	39	130	3.3	17	0
1986	Houston	15/15	42	157	3.7	19	2
1987	Houston	12/12	34	112	3.3	20	3
1988	Houston	11/11	33	88	2.7	14	5
1989	Houston	16/16	70	268	3.8	19	4
1990	Houston	15/15	55	215	3.9	17	2
1991	Houston	16/16	33	68	2.1	12	2
1992	Houston	11/10	27	147	5.4	23	1
1993	Houston	15/14	48	145	3.0	35	1
1994	Minnesota	15/15	27	55	2.0	12	0
1995	Minnesota	16/16	33	82	2.5	16	0
1996	Minnesota	8/8	9	6	0.7	5	0
HOU TOTALS		141/139	439	1,541	3.5	35	21
MIN TOTALS		39/39	69	143	2.1	16	0
NFL TOTALS		180/178	508	1,684	3.3	35	21

MOON'S POSTSEASON NFL RECORD

Passing

Year	Club	G/S	A	C	Yds	Pct	TD	Int	LG	T/Y
1987	Houston	2/2	75	45	537	60.0	2	3	29t	2/14
1988	Houston	2/2	59	33	453	55.9	1	4	35	3/22
1989	Houston	1/1	48	29	315	60.4	2	0	32	0/0
1991	Houston	2/2	76	55	596	72.4	5	2	49	4/39
1992	Houston	1/1	50	36	371	72.0	4	2	32	4/24
1993	Houston	1/1	43	32	306	74.4	1	1	30	9/68
1994	Minnesota	1/1	52	29	292	55.8	2	2	38	2/11
1996	Minnesota	0/0	0	0	0	0.0	0	0	0	0/0
HOU TOTALS		9/9	351	230	2578	65.5	15	12	49	22/167
MIN TOTALS		1/1	52	29	292	55.8	2	2	38	2/11
NFL TOTALS		10/10	403	259	2,870	64.3	17	14	49	24/178

Rushing

Year	Club	G/S	Att	Yds	Avg	LG	TD
1987	Houston	2/2	9	13	1.4	7	0
1988	Houston	2/2	11	27	2.5	12	0
1989	Houston	1/1	3	12	4.0	5	0
1991	Houston	2/2	5	24	4.8	15	0
1992	Houston	1/1	2	7	3.5	5	0
1993	Houston	1/1	3	22	7.3	17	0
1994	Minnesota	1/1	2	9	4.5	9	0
1996	Minnesota	0/0	0	0	0.0	0	0
HOU TOTALS		9/9	33	105	3.2	17	0
MIN TOTALS		1/1	2	9	4.5	9	0
NFL TOTALS		10/10	35	114	3.3	17	0

MOON'S CFL RECORD

Passing

Year	Club	G/S	A	C	Yds	Pct	TD	Int	LG
1978	Edmonton	16/0	173	89	1,112	57.4	5	7	56
1979	Edmonton	16/0	274	149	2,382	54.4	20	12	77
1980	Edmonton	16/0	331	181	3,127	54.7	25	11	89
1981	Edmonton	16/9	378	237	3,959	62.7	27	12	91
1982	Edmonton	16/16	562	333	5,000	59.2	36	16	58
1983	Edmonton	16/16	664	380	5,648	57.2	31	19	48
CFL Totals		96/41	2,382	1,369	21,228	57.5	144	77	91

Rushing

Year	Club	G/S	Att	Yds	Avg	LG	TD
1978	Edmonton	16/0	30	114	3.8	17	1
1979	Edmonton	16/0	56	150	2.7	17	2
1980	Edmonton	16/0	55	352	6.4	29	3
1981	Edmonton	16/9	50	298	6.0	27	3
1982	Edmonton	16/16	54	259	4.8	33	4
1983	Edmonton	16/16	85	527	6.2	25	3
CFL TOTALS		96/41	330	1,700	5.2	33	16

PAPER OR PLASTIC

The Seahawks 48 sacks in 1996 were the third most in their history trailing 61 in 1985 and 55 in 1984.

SINGLE GAME HIGHS

Passing

Most Attempts: 57, vs. New Orleans 11/6/94
Most Completions: 41, vs. Dallas 11/10/91 (OT)
 36, vs. Seattle 11/7/93 (regulation)
Most Yards: 527, at Kansas City 12/16/90
Highest Completion Percentage: 82.6, vs. Miami 10/1/89 (23-19)
Consecutive Completions: 12, at Tampa Bay 10/15/95
Longest Completion: 87, to Haywood Jeffires, at Kansas City 12/16/90 (TD)
Most Touchdowns: 5, 3 Times, (Last: at Cincinnati 10/11/92)
Most Interceptions: 5, 2 Times (Last: vs. Pittsburgh 9/6/92)
Longest Touchdown: 87, to Haywood Jeffires, at Kansas City 12/16/90
Consecutive Attempts Without an Interception: 193, (Last 11 at Green Bay 10/22/95; 42 vs. Chicago 10/30/95; 39 vs. Green Bay 11/5/95; 43 at Arizona 11/12/95; 32 vs. New Orleans 11/19/95; first 26 at Detroit 11/23/95)

Rushing

Most Attempts: 10, 2 Times (Last: vs. Pittsburgh 11/28/93)
Most Yards: 47, at Washington 9/15/85
Longest Run: 35, at Buffalo 10/11/93 (TD)
Most Touchdowns: 2, at Pittsburgh 12/4/88
Longest Touchdown Run: 35, vs. Buffalo 10/11/93

POSTSEASON SINGLE GAME HIGHS

Passing

Most Attempts: 52, vs. Chicago 1/1/95
Most Completions: 36, at Buffalo 1/3/93 (OT)
Most Yards: 371, at Buffalo 1/3/93 (OT)
Highest Completion Percentage: 75.0, at Denver 1/4/92
Longest Completion: 49, to Haywood Jeffires, at Denver 1/4/92
Most Touchdowns: 4, at Buffalo 1/3/93 (OT)
Most Interceptions: 3, at Cleveland 12/24/88
Longest Touchdown: 29, to Willie Drewrey, vs. Seattle 1/3/88

Rushing

Most Attempts: 7, vs. Pittsburgh 12/31/89
Most Yards: 22, vs. Kansas City 1/16/94
Longest Run: 17, vs. Kansas City 1/16/94
Most Touchdowns: None

MOON VS. THE NFL

	G	A	C	Pct	Yds	LG	TD	Int	Rate	300
Arizona	4	151	84	55.6	1150	50t	9	4	89.0	2
Atlanta	4	156	87	55.8	1189	80t	9	5	86.2	2
Baltimore	0	0	0	0.0	0	0	0	0	----	0
Buffalo	8	206	117	56.8	1528	48	7	9	73.4	2
Carolina	1	34	19	55.9	209	29	2	1	81.9	0
Chicago	8	281	168	59.8	2019	65t	9	8	80.7	2
Cincinnati	20	649	383	59.0	4902	76	37	22	87.6	4
Cleveland	19	590	336	56.9	4315	83t	25	22	78.6	5
Dallas	4	149	89	59.7	1058	57t	4	4	79.2	1
Denver	3	87	50	57.5	777	72	5	2	96.8	2
Detroit	7	223	142	63.7	1824	85t	9	8	87.7	3
Green Bay	6	222	126	56.8	1291	44t	8	0	66.9	0
Houston	1	43	28	65.1	289	49	2	2	80.5	0
Indianapolis	7	255	160	62.7	2156	69t	13	7	95.2	5
Jacksonville	0	0	0	0.0	0	0	0	0	----	0
Kansas City	8	267	166	62.2	2006	87t	10	7	86.8	1
Miami	6	148	102	68.9	1236	80t	8	6	95.4	1
Minnesota	3	95	58	61.1	592	48	2	2	77.2	0
New England	4	136	76	55.9	946	65t	6	4	80.1	1
New Orleans	6	202	121	59.9	1495	77t	10	4	91.1	2
N.Y. Giants	4	142	84	59.2	1008	47	4	4	78.6	1
N.Y. Jets	4	171	118	69.0	1411	49	8	6	94.9	3

RECORD SETTER

Warren Moon holds the NFL record for most consecutive Pro Bowl appearances by a quarterback with eight. The first six, 1988-93 came while a member of the Houston Oilers, while his last two, 1994-95, came while with the Minnesota Vikings.

	G	A	C	Pct	Yds	LG	TD	Int	Rate	300
Oakland	4	138	68	49.3	1004	51	6	5	72.9	1
Philadelphia	1	46	24	52.2	262	24	0	0	69.3	0
Pittsburgh	20	621	350	56.4	4421	66t	24	9	72.1	3
St. Louis	4	157	85	54.1	1163	80t	4	7	68.0	3
San Diego	6	201	108	53.7	1362	75t	7	6	74.3	1
San Francisco	5	167	93	55.7	1127	53	10	8	76.6	1
Seattle	4	145	87	60.0	970	57t	5	6	74.2	1
Tampa Bay	6	216	132	61.1	1498	60t	7	7	79.2	1
Washington	3	102	53	52.0	579	33t	4	3	69.9	0
TOTALS	180	6000	3514	58.6	43787	87t	254	208	81.0	48

1984	Opponent	A	C	Yds	Pct	TD	Int	LG	T/L
09/02	L.A. Raiders	29	12	201	41.4	2	0	51	5/45
09/09	Indianapolis	43	23	365	53.5	0	0	30	4/22
09/16	at San Diego	31	11	212	35.5	1	0	75t	3/25
09/23	at Atlanta	28	17	208	60.7	1	1	26	4/21
09/30	New Orleans	8	3	36	37.5	0	2	21	3/23
10/07	at Cincinnati	33	15	181	45.5	0	0	20	4/31
10/14	at Miami	28	19	170	67.9	1	1	28	1/14
10/21	San Francisco	33	25	356	75.8	2	2	45t	2/6
10/28	Cincinnati	18	11	196	61.1	0	2	76	3/26
11/04	at Pittsburgh	20	10	133	50.0	0	0	24	5/48
11/11	at Kansas City	26	19	180	73.1	1	0	25	5/40
11/18	N.Y. Jets	28	20	207	71.4	3	0	26	1/8
11/25	at Cleveland	20	9	84	45.0	0	2	15	4/46
12/02	Pittsburgh (OT)	45	27	303	60.0	1	3	31	0/0
12/06	at L.A. Rams	29	19	200	65.6	0	1	28	3/16
12/16	Cleveland	31	19	306	61.1	0	0	47	0/0
TOTALS (16/16)		450	259	3338	57.6	12	14	76	47/371

1985	Opponent	A	C	Yds	Pct	TD	Int	LG	T/L
09/08	Miami	17	12	270	70.6	1	1	80t	3/41
09/15	at Washington	28	12	137	42.9	1	0	25	4/30
09/22	at Pittsburgh	18	10	92	55.6	0	1	23	3/17
09/29	Dallas	26	11	215	42.3	1	4	57t	12/82
10/06	Denver	17	8	122	47.1	1	0	67t	4/36
10/13	Cleveland	23	14	97	60.1	0	1	17	5/28
10/20	Cincinnati	31	20	266	64.5	2	0	52	0/0
10/27	at St. Louis	30	14	187	46.7	1	2	37t	2/16
11/03	Kansas City	35	24	255	68.6	2	1	24	2/14
11/10	at Buffalo	14	3	22	21.4	0	3	12	0/0
11/17	Pittsburgh	3	2	13	66.7	0	0	9	1/15
11/24	San Diego								Did Not Play (hip pointer)
12/01	at Cincinnati								Did Not Play (hip pointer)
12/08	N.Y. Giants	47	26	330	55.3	2	2	47	3/32
12/15	at Cleveland	48	22	339	45.8	2	2	37	4/36
12/22	at Indianapolis	40	22	364	55.0	2	2	40t	3/19
TOTALS (14/14)		377	200	2709	53.1	15	19	80t	46/366

1986	Opponent	A	C	Yds	Pct	TD	Int	LG	T/L
09/07	at Green Bay	21	14	218	66.7	2	1	44t	0/0
09/14	Cleveland	31	22	264	71.0	1	3	28	0/0
09/21	Kansas City	40	18	229	45.0	0	2	34	7/42
09/28	Pittsburgh (OT)	42	22	237	52.4	1	1	35t	6/37
10/05	at Detroit	38	21	398	55.3	1	3	81t	0/0
10/12	Chicago	29	12	204	41.4	1	1	28	5/49
10/19	at Cincinnati	24	14	181	58.3	1	2	43	2/26
10/26	L.A. Raiders	46	18	304	39.1	0	4	46	6/51
11/02	Miami	8	5	45	62.5	0	1	10	2/20
11/09	Cincinnati	44	25	310	56.8	1	0	45	1/13
11/16	at Pittsburgh	41	22	249	53.7	1	2	33t	5/29
11/23	Indianapolis	35	22	294	62.9	3	2	35t	1/8
11/30	at Cleveland (OT)	23	5	68	21.7	0	4	24	2/19
12/07	at San Diego								Did Not Play (thumb)
12/14	Minnesota	37	22	280	59.5	1	0	48	2/21
12/21	Buffalo	29	14	208	48.3	0	0	36	2/17
TOTALS (15/15)		488	256	3489	52.5	13	26	81t	41/332

1987	Opponent	A	C	Yds	Pct	TD	Int	LG	T/L
09/13	L.A. Rams	43	21	310	48.8	2	2	59t	2/23
09/20	at Buffalo	27	13	142	48.1	2	1	25	1/12
09/20									Cancelled
10/04	at Denver								Replacement Game

1987	Opponent	A	C	Yds	Pct	TD	Int	LG	T/L
10/11	at Cleveland			Replacement Game					
10/18	New England			Replacement Game					
10/25	Atlanta	34	15	242	44.1	3	2	41t	1/8
11/01	at Cincinnati	29	18	191	62.1	2	1	33	6/46
11/08	at San Francisco	36	17	198	47.2	2	3	48	1/12
11/15	at Pittsburgh	22	16	239	72.7	2	0	46	1/18
11/22	Cleveland	23	5	193	21.7	1	3	83t	3/22
11/29	at Indianapolis	44	24	327	54.5	3	2	40t	1/9
12/06	San Diego	24	13	186	54.2	0	1	25	1/2
12/13	at New Orleans	36	16	258	44.4	1	0	50	2/14
12/20	Pittsburgh	25	12	240	48.0	2	1	52t	3/19
12/27	Cincinnati	25	14	280	56.0	1	2	53	3/13
TOTALS (12/12)		368	184	2806	50.0	21	18	83t	25/198
Playoffs									
01/03	Seattle (OT)	32	21	273	65.6	1	1	29t	2/14
01/10	at Denver	43	24	264	55.8	1	2	24	0/0
TOTALS (2/2)		75	45	537	60.0	2	3	29t	2/14
1988	Opponent	A	C	Yds	Pct	TD	Int	LG	T/L
09/04	at Indianapolis (OT)	15	11	137	73.3	0	0	55	2/22
09/11	L.A. Raiders			Injured Reserve (shoulder)					
09/18	at N.Y. Jets			Injured Reserve (shoulder)					
09/25	New England			Injured Reserve (shoulder)					
10/02	at Philadelphia			Injured Reserve (shoulder)					
10/09	Kansas City			Injured Reserve (shoulder)					
10/16	at Pittsburgh	19	11	174	57.9	2	0	43t	0/0
10/23	at Cincinnati	32	13	158	40.6	2	2	23	4/57
10/30	Washington	30	16	192	53.3	3	1	33t	1/8
11/07	Cleveland	17	11	182	64.7	1	0	42	0/0
11/13	at Seattle	22	13	182	59.1	1	1	57t	0/0
11/20	Phoenix	31	17	266	54.8	3	0	50t	1/5
11/24	at Dallas	29	15	226	51.7	1	0	33	2/16
12/04	Pittsburgh	39	19	269	48.7	1	3	29	0/0
12/11	Cincinnati	25	14	254	56.0	2	1	42	1/5
12/18	at Cleveland	35	20	287	57.1	1	0	31	1/7
TOTALS (11/11)		294	160	2327	54.4	17	8	57t	12/120
Playoffs									
12/24	at Cleveland	26	16	213	61.5	1	3	35	1/8
01/01	Buffalo	33	17	240	51.5	0	1	29	2/14
1989	Opponent	A	C	Yds	Pct	TD	Int	LG	T/L
09/10	at Minnesota	20	8	69	40.0	0	1	23	7/44
09/17	at San Diego	35	21	235	60.0	2	0	27	0/0
09/24	Buffalo (OT)	42	28	338	66.7	1	2	48	3/27
10/01	Miami	23	19	254	82.6	2	0	42	2/13
10/08	at New England	29	14	227	48.3	1	2	48	3/25
10/15	at Chicago	26	16	317	61.5	2	2	47	0/0
10/22	Pittsburgh	29	17	229	58.6	3	0	51t	0/0
10/29	at Cleveland	25	15	241	60.0	1	0	55	3/31
11/05	Detroit	38	30	345	78.9	2	1	32	0/0
11/13	Cincinnati	33	17	198	51.5	1	1	36	2/23
11/19	L.A. Raiders	30	20	249	66.7	2	1	42	0/0
11/26	at Kansas City	20	8	99	40.0	0	1	26	4/28
12/03	at Pittsburgh	20	12	171	60.0	2	0	37	3/27
12/10	Tampa Bay	23	14	149	60.9	2	0	23	0/0
12/17	at Cincinnati	20	9	96	45.0	0	2	16	3/16
12/23	Cleveland	51	32	414	62.7	2	1	37	5/33
TOTALS (16/16)		464	280	3631	54.4	23	14	55	35/267
Playoffs									
12/31	Pittsburgh (OT)	48	29	315	60.4	2	0	32	0/0
1990	Opponent	A	C	Yds	Pct	TD	Int	LG	T/L
09/09	at Atlanta	52	31	397	59.6	4	2	80t	2/8
09/16	at Pittsburgh	48	24	284	50.0	0	4	24	4/26
09/23	Indianapolis	39	29	308	74.4	3	1	28	1/5
09/30	at San Diego	46	27	355	58.7	2	1	31	3/26
10/07	San Francisco	33	18	191	54.5	2	0	30t	3/21
10/14	Cincinnati	33	21	369	63.6	5	1	42t	0/0
10/21	New Orleans	37	23	202	62.2	1	0	19	0/0
10/28	N.Y. Jets	43	30	381	69.8	1	0	31	5/38
11/04	at L.A. Rams	43	26	343	60.5	1	2	47	1/10
11/11	BYE								
11/18	at Cleveland	32	24	322	75.0	5	0	46t	5/38

1990	Opponent	A	C	Yds	Pct	TD	Int	LG	T/L
11/26	Buffalo	22	16	300	72.7	2	0	43	3/17
12/02	at Seattle (OT)	38	24	232	63.2	1	1	20	2/12
12/09	Cleveland	25	17	190	68.0	2	0	24	2/11
12/16	at Kansas City	45	27	+527	60.0	3	0	87t	3/22
12/23	at Cincinnati	48	25	288	52.1	1	1	34	2/18
12/30	Pittsburgh								Did Not Play (thumb)
TOTALS (15/15)		584	362	4689	62.0	33	13	87t	36/252

Playoffs

01/06 at Cincinnati
+ 2nd in NFL history
Did Not Play (thumb)

1991	Opponent	A	C	Yds	Pct	TD	Int	LG	T/L
09/01	L.A. Raiders	33	18	250	54.5	2	0	33	2/19
09/08	at Cincinnati	37	22	315	59.5	1	1	42	0/0
09/16	Kansas City	38	29	233	76.3	1	0	19	1/6
09/22	at New England	44	20	268	45.5	2	2	40	0/0
09/29	BYE								
10/06	Denver	31	19	334	61.3	2	1	49	1/7
10/13	at N.Y. Jets	50	35	423	70.0	2	2	37t	1/14
10/20	at Miami	35	21	171	60.0	1	3	21	1/9
10/27	Cincinnati	37	24	289	64.9	3	2	61t	1/5
11/03	at Washington (OT)	44	25	250	56.8	0	2	23	1/8
11/10	Dallas (OT)	56	41	432	73.2	0	0	28	2/7
11/17	Cleveland	44	31	399	70.5	3	1	42	1/4
11/24	at Pittsburgh	48	24	324	50.0	2	5	35	2/17
12/02	Philadelphia	46	24	262	52.2	0	0	24	4/36
12/08	Pittsburgh	36	23	254	63.9	1	1	22	3/25
12/15	at Cleveland	40	26	250	65.0	2	1	44	1/3
12/21	N.Y. Giants	36	22	236	61.1	1	0	23	2/14
TOTALS (16/16)		+655	+404	4690	61.7	23	21	61t	23/174

Playoffs

12/29	N.Y. Jets	40	28	271	70.0	2	1	35	4/39
01/04	at Denver	36	27	325	75.0	3	1	49	0/0
TOTALS (2/2)		76	55	596	72.4	5	2	49	4/39

+ completions are 1st for a single season in NFL history, attempts are 3rd

1992	Opponent	A	C	Yds	Pct	TD	Int	LG	T/L
09/06	Pittsburgh	45	29	330	64.4	2	5	47	0/0
09/13	at Indianapolis	39	29	361	74.4	2	0	69t	2/11
09/20	Kansas City (OT)	28	19	279	67.9	2	2	31	2/14
09/27	San Diego	28	17	175	60.7	1	0	33	0/0
10/04	BYE								
10/11	at Cincinnati	32	21	216	65.6	5	2	27	0/0
10/18	at Denver	39	23	321	59.0	2	1	72	4/23
10/25	Cincinnati	40	27	342	67.5	2	1	47	2/10
11/01	at Pittsburgh	19	13	104	68.4	0	0	17	1/6
11/08	Cleveland	25	12	70	48.0	0	0	20	0/0
11/15	at Minnesota	38	28	243	73.7	1	1	19	5/41
11/22	at Miami								Inactive (arm)
11/26	at Detroit								Inactive (arm)
12/07	Chicago								Inactive (arm)
12/13	Green Bay								Inactive (arm)
12/20	at Cleveland								Inactive (arm)
12/27	*Buffalo	13	6	80	46.2	1	0	21	0/0
TOTALS (11/10)		346	224	2521	64.7	18	12	72	16/105

Playoffs

01/03	at Buffalo (OT)	50	36	371	72.0	4	2	32	4/24
-------	-----------------	----	----	-----	------	---	---	----	------

* did not start

1993	Opponent	A	C	Yds	Pct	TD	Int	LG	T/L
09/05	at New Orleans	32	21	241	65.6	1	1	41	3/28
09/12	Kansas City	35	22	204	62.9	1	1	31	2/14
09/19	at San Diego	37	19	199	51.4	1	4	25	3/18
09/26	L.A. Rams	42	19	310	45.2	1	2	80t	4/22
10/03	BYE								
10/11	at Buffalo	25	16	177	64.0	1	3	26	3/21
10/17	*at New England	21	16	102	76.2	2	0	17	1/6
10/24	Cincinnati	34	24	253	70.6	2	1	21	1/9
10/31	BYE								
11/07	Seattle	55	36	369	65.5	2	2	36	3/22
11/14	at Cincinnati	31	23	225	74.2	4	0	21t	1/3
11/21	at Cleveland	40	19	187	47.5	1	2	29	1/5
11/28	Pittsburgh	34	21	295	61.8	1	1	66t	3/29
12/05	Atlanta	42	24	342	57.1	1	0	42	2/6

1993	Opponent	A	C	Yds	Pct	TD	Int	LG	T/L
12/12	Cleveland	28	13	155	46.4	1	1	27	4/26
12/19	at Pittsburgh	38	19	268	50.0	1	0	38t	1/2
12/25	at San Francisco	26	11	158	42.3	1	3	44	2/7
01/02	N.Y. Jets	Did Not Play (rib)							
TOTAL (15/14)		520	303	3485	58.3	21	21	80t	34/218
Playoffs									
01/16	Kansas City	43	32	306	74.4	1	1	30	9/68
* did not start									
1994	Opponent	A	C	Yds	Pct	TD	Int	LG	T/L
09/04	at Green Bay	37	20	166	54.1	0	3	25	3/20
09/11	Detroit	35	22	221	62.9	1	1	30t	2/18
09/18	at Chicago	29	22	236	75.9	1	1	21	0/0
09/25	Miami	37	26	326	70.3	3	0	44t	2/15
10/02	at Arizona	47	29	355	61.7	1	2	34	1/15
10/10	at N.Y. Giants	34	23	299	67.6	1	1	45	1/7
10/16	BYE								
10/20	Green Bay (OT)	50	31	271	62.0	0	2	23	4/41
10/30	at Tampa Bay	33	19	182	57.6	1	1	22	0/0
11/06	New Orleans	57	33	420	57.9	3	1	59	3/10
11/13	at New England (OT)	42	26	349	61.9	1	0	65t	1/10
11/20	N.Y. Jets	50	33	400	66.0	2	4	49	3/26
11/27	Tampa Bay (OT)	46	24	286	52.2	1	1	40t	5/40
12/01	Chicago (OT)	48	27	306	56.3	2	1	65t	3/21
12/11	at Buffalo	34	21	261	61.8	0	0	36	0/0
12/17	at Detroit	22	15	186	68.2	1	1	40	1/12
12/26	San Francisco	Did Not Play (knee)							
TOTAL (15/15)		601	371	4264	61.7	18	19	65t	29/235
Playoffs									
01/01	Chicago	52	29	292	55.8	2	2	38	2/11
1995	Opponent	A	C	Yds	Pct	TD	Int	LG	T/L
09/03	Chicago	37	26	247	70.3	1	1	34	3/17
09/10	Detroit	29	19	233	65.5	1	0	85t	2/8
09/17	Dallas (OT)	38	22	185	57.9	2	0	29	3/25
09/24	at Pittsburgh	30	17	213	56.7	2	2	41	1/5
10/01	BYE								
10/08	Houston (OT)	43	28	289	65.1	2	2	49	1/8
10/15	at Tampa Bay (OT)	48	33	332	68.8	1	2	33	0/0
10/22	at Green Bay	35	16	119	45.7	1	2	18	3/43
10/30	Chicago	42	28	252	66.7	0	0	19	4/25
11/05	Green Bay	39	21	237	53.8	3	0	28	2/12
11/12	at Arizona (OT)	43	24	342	55.8	4	0	50t	5/40
11/19	New Orleans	32	25	338	78.1	4	0	77t	2/10
11/23	at Detroit	47	30	384	63.8	3	2	55t	4/33
12/03	Tampa Bay	32	20	272	62.5	2	2	60t	1/1
12/09	Cleveland	29	20	267	69.0	2	1	52	1/6
12/18	at San Francisco	39	22	224	56.4	3	0	53	5/35
12/24	at Cincinnati	43	26	294	60.5	2	0	51t	1/9
TOTALS (16/16)		606	377	4228	62.2	33	14	85t	38/277
1996	Opponent	A	C	Yds	Pct	TD	Int	LG	T/L
09/01	Detroit	14	5	57	35.7	0	0	28	3/24
09/08	at Atlanta	Did Not Play (ankles)							
09/15	at Chicago	44	22	239	50.0	1	1	30	0/0
09/22	Green Bay	40	24	280	60.0	2	2	35	2/17
09/29	at N.Y. Giants	25	13	143	52.0	0	1	23	2/3
10/06	Carolina	34	19	209	55.9	2	1	29	4/17
10/13	at Tampa Bay	34	22	277	64.7	0	1	31	3/22
10/20	BYE								
10/28	Chicago	26	15	218	57.7	1	1	54t	4/29
11/03	Kansas City	Did Not Play (ankles)							
11/10	at Seattle	30	14	187	46.7	1	2	40	1/10
11/17	at Oakland (OT)	Did Not Play (ankles)							
11/24	Denver	Did Not Play (ankles)							
12/01	Arizona	Did Not Play (ankles)							
12/08	at Detroit	Did Not Play (ankles)							
12/15	Tampa Bay	Did Not Play (ankles)							
12/22	at Green Bay	Did Not Play (ankles)							
TOTALS (8/8)		247	134	1610	54.3	7	9	54t	19/122
Playoffs									
12/28	at Dallas	Did Not Play							
HOU TOTALS (141/139)		4546	2632	33685	57.9	87t	196	166	315/2403
MIN TOTALS (39/39)		1454	882	10102	60.7	85t	58	42	86/634
NFL TOTALS (180/178)		6000	3514	43787	58.6	87t	254	208	401/3037

ALL-TIME NFL PASSING LEADERS

PASS ATTEMPTS

	Player	No
1.	*Dan Marino	6,904
2.	Fran Tarkenton	6,467
3.	*John Elway	6,392
4.	*Warren Moon	6,000
5.	Dan Fouts	5,604
6.	Joe Montana	5,391
7.	*Dave Krieg	5,288
8.	Johnny Unitas	5,186
9.	Jim Hart	5,076
10.	*Boomer Esiason	5,019

PASS COMPLETIONS

	Player	No.
1.	*Dan Marino	4,134
2.	Fran Tarkenton	3,686
3.	*John Elway	3,633
4.	*Warren Moon	3,514
5.	Joe Montana	3,409
6.	Dan Fouts	3,297
7.	*Dave Krieg	3,092
8.	Jim Kelly	2,874
9.	*Boomer Esiason	2,851
10.	Steve DeBerg	2,844

PASSING YARDAGE

	Player	No.
1.	*Dan Marino	51,636
2.	Fran Tarkenton	47,003
3.	*John Elway	45,034
4.	*Warren Moon	43,787
5.	Dan Fouts	43,040
6.	Joe Montana	40,551
7.	Johnny Unitas	40,239
8.	*Dave Krieg	37,946
9.	*Boomer Esiason	36,442
10.	Jim Kelly	35,467

TOUCHDOWN PASSES

	Player	No.
1.	*Dan Marino	369
2.	Fran Tarkenton	342
3.	Johnny Unitas	290
4.	Joe Montana	273
5.	*Dave Krieg	261
6.	Sonny Jurgensen	255
7.	Dan Fouts	254
	*Warren Moon	254
9.	*John Elway	251
10.	John Hadl	244

4,000-YARD SEASONS

	Player	No.
1.	*Dan Marino	6
2.	*Warren Moon	4
3.	Dan Fouts	3
4.	*Drew Bledsoe	2

3,000-YARD SEASONS

	Player	No.
1	*Dan Marino	11
	*John Elway	11
3.	Joe Montana	8
	Jim Kelly	8
	*Warren Moon	8

400-YARD GAMES

	Player	No.
1.	*Dan Marino	13
2.	Joe Montana	7
3.	Dan Fouts	6
	*Warren Moon	6

300-YARD GAMES

1.	*Dan Marino	52
2.	Dan Fouts	51
3.	*Warren Moon	48

* active in 1997

MOST YARDS PASSING, SEASON


	Player	No.
1.	Dan Marino, 1984	5,084
2.	Dan Fouts, 1981	4,802
3.	Dan Marino, 1986	4,746
4.	Dan Fouts, 1980	4,715
5.	Warren Moon, 1990	4,690
6.	Warren Moon, 1991	4,689
7.	Neil Lomax, 1984	4,614
8.	Drew Bledsoe, 1994	4,555
9.	Lynn Dickey, 1984	4,458
10.	Dan Marino, 1994	4,453

MOON'S REGULAR SEASON TOUCHDOWN PASS TARGETS

	Player	No.
1.	Drew Hill	43
2.	Ernest Givins	40
3.	Haywood Jeffires	30
4.	Cris Carter	26
5.	Curtis Duncan	19
6.	Jake Reed	16
7.	Qadry Ismail	10
	Leonard Harris	7
	Jamie Williams	7
	Tony Jones	6
	Webster Slaughter	6
	Tim Smith	6
13.	Lorenzo White	5
	Butch Woolfolk	5
15.	Chris Dressel	3
	Alonzo Highsmith	5
	Amp Lee	3
	Allen Pinkett	3
19.	Andrew Jordan	2
	Mike McCloskey	2
21.	Gary Brown	1
	Pat Coleman	1
	Willie Drewrey	1
	Charles Evans	1
	Bernard Ford	1
	Mike Holston	1
	Larry Moriarty	1
	Mike Rozier	1
	Spencer Tillman	1
	Ray Wallace	1
	Herkie Walls	1
32.	Gary Wellman	1

MOON'S POSTSEASON TOUCHDOWN PASS TARGETS

	Player	No.
1.	Ernest Givins	6
2.	Haywood Jeffires	3
3.	Curtis Duncan	2
4.	Amp Lee	1
	Cris Carter	1
	Willie Drewrey	1
	Drew Hill	1
	Allen Pinkett	1
9.	Webster Slaughter	1



55 WINSTON MOSS LB

Height: 6-3 **Weight:** 245
College: Miami
NFL Experience: 11th Year
How Acquired: UFA (L.A. Raiders 1995)
1996 Games Played/Started: 16/16
Career Games Played/Started: 155/147
Birthdate: December 24, 1965
Birthplace: Miami, FL
Residence: Redmond, WA

1996: Voted defensive captain by his teammates prior to the season. Started 16 games at weakside linebacker and finished second in tackles with a career-high 106, according to unofficial press box statistics. Finished one tackle behind Dean Wells. Added 10.5 tackles for loss and one sack. Equalled his single-game career high with 11 tackles against both Denver and Green Bay. Ten of his tackles against the Packers were solo stops. Had 2.5 tackles for loss at Miami. Intercepted a pass versus Minnesota to set up a field goal.

CAREER: Has been voted defensive captain by two different teams, the Oakland Raiders in 1993 and 1994 and the Seahawks in 1996. Has started 32 straight games for Seattle since signing as an unrestricted free agent on March 15, 1995. Totals 194 tackles, 15.5 tackles for loss, 3.0 sacks, and two interceptions since joining the Seahawks. Previously played with the Tampa Bay Buccaneers (1987-90) and Los Angeles Raiders (1991-94) prior to joining the Seahawks. Played 60 games, starting 53, with the Buccaneers recording 227 tackles and 10.5 sacks. Acquired by the Raiders prior to the 1991 season and played in 63-of-64 games with 347 tackles and 7.0 sacks. Finished first (1993), second (1992), and third (1991) in tackles. Served as the Raiders defensive captain in both 1993 and 1994. Originally drafted by Tampa Bay on the second-round in 1987 and was acquired by the Raiders for third and fifth-round 1991 draft choices on April 22, 1991. Has not missed a game in his career. **1987:** Played 12 games and started the season opener at right linebacker. Made six total starts. Scored his first touchdown by recovering a fumble in the end zone against the Chicago Bears. **1988:** Played 16 games, starting 15, at right outside linebacker. Did not start against Buffalo. Posted 52 tackles and 17 quarterback pressures. **1989:** Started 16 games and set career highs in tackles with 72 and in sacks with 5.5. Had nine tackles and 1.5 sacks at Detroit. **1990:** Started 15-of-16 games, playing both inside and outside linebacker. Had 71 tackles and intercepted his first career pass versus Green Bay and returned it 31 yards. **1991:** Started all 16 regular season games and one playoff contest. Ranked third in tackles with 80, including 10 versus Buffalo. Had fumble recoveries versus San Diego and New Orleans. **1992:** Started 15 games, missing the Cleveland game due to injury, the only such miss of his career. Ranked second in tackles with 91. Had a career high 11 tackles at San Diego and 10 against Philadelphia. **1993:** Defensive captain. Started 16 games at linebacker. Led team in tackles with a career high 102. Had 10 tackles against Kansas City and nine in two additional games. **1994:** Defensive captain for the second consecutive season. Started 16 games and finished the season with 74 tackles and two sacks. Credited with 10 tackles at New England. **1995:** Started 16 games at weakside linebacker and missed only three defensive plays all season. Third in tackles with 88, according to unofficial press box statistics. Added 5.5 tackles for loss, two sacks, one interception, two fumble recoveries, and one forced fumble. Totaled eight tackles at Arizona and recovered a fumble and had seven tackles in five other games. Intercepted his pass at Washington. Recovered a fumble with 19 seconds left to clinch a

31-27 win in Denver against the Broncos, a game that saw the Seahawks rally from a 20-0 second quarter deficit, the greatest comeback in franchise history. Forced a fumble the next week against the Oakland Raiders that was returned 57 yards for a touchdown by Corey Harris. Signed with the Seahawks as an unrestricted free agent on March 15.

HONORS: *1993, Defensive Captain. 1994, Defensive Captain. 1996, Defensive Captain; NFL Players Association Unsung Hero Award.*

COLLEGE: Four-year letterman who started his last two seasons. Finished his career with 248 total tackles, 10 tackles for loss, two sacks, three fumble recoveries, and two forced fumbles. Played strong and weak outside linebacker and defensive end in his career. Totaled single-season best 87 tackles as a senior. Played in three New Year's Day bowl games, including being part of Hurricanes 1983 National Championship team. Had 57 tackles and one sack as a freshman. Majored in Business with a minor in Computer Science.

PERSONAL: Football and track letterman at Southridge High School in Miami, Florida, earning all-state honors. Did not play football until 10th grade. Set school record in shot put. Winston and his wife, Zoila, have a son, Winston, Jr., (7/31/93) and a daughter, Victoria (8/19/94).

MOSS' NFL RECORD

Defense

Club	G/S	Tkl	So	Ast	T/L	QB	PD	FF	FR
1987 Tampa Bay	12/6	32	24	8	2.5	1.5	1	0	1
1988 Tampa Bay	16/15	52	38	14	2.0	0.0	2	1	0
1989 Tampa Bay	16/16	72	53	19	7.5	5.5	6	1	0
1990 Tampa Bay	16/15	71	42	29	4.5	3.5	4	1	1
1991 L.A. Raiders	16/16	80	n/a	n/a	n/a	3.0	5	0	2
1992 L.A. Raiders	15/15	91	n/a	n/a	n/a	2.0	1	1	0
1993 L.A. Raiders	16/16	102	n/a	n/a	n/a	0.0	2	0	0
1994 L.A. Raiders	16/16	74	n/a	n/a	n/a	2.0	1	0	0
1995 Seattle	16/16	88	65	23	5.5	2.0	5	1	2
1996 Seattle	16/16	106	77	29	10.0	1.0	4	0	0
SEA TOTALS	32/32	194	142	52	15.5	3.0	9	1	2
NFL TOTALS	155/147	768	n/a	n/a	n/a	20.5	31	5	6

Interceptions

Club	G/S	No	Yds	Avg	LG	TD
1987 Tampa Bay	12/6	0	0	0.0	0	0
1988 Tampa Bay	16/15	0	0	0.0	0	0
1989 Tampa Bay	16/16	0	0	0.0	0	0
1990 Tampa Bay	16/15	1	31	31.0	31	0
1991 L.A. Raiders	16/16	0	0	0.0	0	0
1992 L.A. Raiders	15/15	0	0	0.0	0	0
1993 L.A. Raiders	16/16	0	0	0.0	0	0
1994 L.A. Raiders	16/16	0	0	0.0	0	0
1995 Seattle	16/16	1	0	0.0	0	0
1996 Seattle	16/16	1	1	1.0	1	0
SEATTLE TOTALS	32/32	2	1	0.5	1	0
NFL TOTALS	155/147	3	32	10.6	31	0

Tackles for loss includes sacks.

ADDITIONAL STATISTICS

Postseason Games Played/Started: 1991 (Los Angeles) - 1/1; 1993 (Los Angeles) - 1/1.

Special Teams Tackles: 1987 (Tampa Bay) - 5; 1988 (Tampa Bay) - 6; 1990 (Tampa Bay) - 1; **Career - 12.**

Blocked Field Goals: 1990 (Tampa Bay) - 1.

Scoring: 1987 (Tampa Bay) - TD on end zone fumble recovery.

RECORD BREAKER

Jay Bellamy broke the franchise record of 21 special teams tackles with 34 in 1996. James McKnight was second with 25, a total that would have also broken the mark that was set by Michael Bates in 1993.

SINGLE GAME HIGHS

Defensive

Tackles (Solos and Assists): 11, 3 Times (Last: vs. Green Bay 9/29/96 [10+1])

Tackles for Loss (includes sacks): 2.0, at Kansas City 12/24/95

Sacks: 1.5, at Detroit 12/17/89

Interceptions: 1, vs. Green Bay 10/21/90; at Washington 11/19/95

Forced Fumbles: 1, 5 Times (Last: vs. Oakland 12/17/95)

Fumble Recoveries: 1, 6 Times (Last: at Denver 12/10/95)



76 RIDDICK PARKER DT

Height: 6-3 **Weight:** 274

College: North Carolina

NFL Experience: 1st Year

How Acquired: Free Agent (1994)

1996 Games Played/Started: 0/0

Career Games Played/Started: 0/0

Birthdate: November 20, 1972

Birthplace: Emporia, VA

Residence: Chapel Hill, NC

1996: Spent the entire season on the practice squad after signing as a free agent on July 8. Played the 1996 World League season with the Rhein Fire and was credited with 11 tackles. Went to camp with the San Diego Chargers in 1995 after signing as a free agent on April 28. Was waived on August 22.

COLLEGE: Four-year letterman. Started all 11 regular season and one postseason game as a senior at defensive tackle. Credited with 41 tackles, four tackles for loss, and two sacks. Finished his career with 96 tackles, eight tackles for loss, and five sacks. Played in 10 games as a true freshman tackle in 1990 and 11 in 1991 at nose tackle. Redshirted in 1992. Majored in History.

PERSONAL: Two-way All-District lineman at Southampton High School in Courtland, Virginia. Lineman of the Year as a senior. Also lettered in track.



2 TODD PETERSON K

Height: 5-10 **Weight:** 177

College: Georgia

NFL Experience: 3rd Year

How Acquired: Free Agent (1994)

1996 Games Played/Started: 16/0

Career Games Played/Started: 34/0

Birthdate: February 4, 1970

Birthplace: Washington, DC

Residence: Kirkland, WA

1996: Scored a franchise record 111 points on 27-of-27 PATs and 28-of-34 field goals. Broke Norm Johnson's 1984 record of 110 points and also broke John Kasay's 1991 record of 25 field goals. Joins Johnson (1983-84) as the only kickers in franchise history with back-to-back 100-point seasons. Was 4-of-4 on field goals versus San Diego and 4-of-5 versus Buffalo and had three against both Houston and at Detroit. Made his first three attempts to record a team record streak of 14 straight over the 1995 and 1996 seasons. Kicked a career-best 54-yarder versus Minnesota and had a 52-yarder at the halftime gun at Oakland. Was 9-of-10 on the road, including a perfect 6-of-6 outdoors. Seahawks NFL Man of the Year nominee for his work in the community.

CAREER: Originally drafted by the New York Giants on the seventh round in 1993. Tried-out with 13 teams in 28 months

before signing with the Seahawks on January 17, 1995. Has scored 109 and 111 points in his two Seahawks seasons, only the second kicker with back-to-back 100-point seasons. Has converted 51-of-62 field goals and 67-of-67 PATs for 219 points with Seattle and field goal percentage of 82.3 is a club record. Has not missed a career PAT attempt, having hit 71 straight. Has three games with four field goals and three with three. **1994:** Signed with the Atlanta Falcons as a free agent on May 2, and was waived on August 29. Signed with the Arizona Cardinals as a free agent on October 12, and played in two games, at Washington and versus Dallas. Booted a 29-yard field goal with 4:56 left in overtime for a 19-16 win at Washington on October 16. Scored 10 points on 4-of-4 PATs and 2-of-4 field goals before being waived on October 24. **1995:** Won the kicking job in the preseason after signing as a free agent and proceeded to lead the team in scoring with 109 points. Missed by one point of breaking the single season record of 110 set in 1984. Connected on 40-of-40 PATs and 23-of-28 field goals. Made his last 11 field goal attempts, equaling the third longest streak in team history, and 15-of-16, with the only miss from 52 yards. Was 17-of-19 in the Kingdome, including his last 15. Four of those successes came in a 26-14 win over Philadelphia, earning his AFC Special Teams Player of the Week. Kicking made the difference in three other wins. Was 3-of-3 against the New York Giants in a 30-28 win, including the game-winning 32-yarder with 1:27 left, and at Washington in a 27-20 win. A 38-yarder was the difference in a 24-21 win over Cincinnati. Four-of-five misses came from beyond 43 yards with two from 52 and 53 yards. Attempted and made six PATs at Jacksonville and was five-of-five in the second Oakland game. Averaged 65.3 yards on each of his 74 kickoffs with eight touchbacks and nine others that reached the end zone. Signed as a free agent on January 17.

HONORS: **1995,** *AFC Special Teams Player of Week 14 (vs. Philadelphia).* **1996,** *Seahawks NFL Man of the Year nominee.*

COLLEGE: Played last two seasons at the University of Georgia after playing his first two at the United States Naval Academy. Finished his career with 135 points on 19-of-27 field goals and 78-of-80 point after touchdowns. Was 13-of-16 on field goals and 41-of-42 on PATs for 80 points as a senior. First-team Academic All-America as a senior. Graduated with a degree in Finance and has been accepted to the University of Georgia School of Law.

PERSONAL: Played his senior season at Valdosta High School in Valdosta, Georgia, after attending The Valwood School in Valdosta, where he lettered in football, basketball, baseball, and track. Scored 84 points as a senior on 10-of-14 field goals and 54-of-55 PATs. Had a long field goal of 48 yards. Todd and his wife, Susan (5/14/94), devote much of their time to Young Life, a Christian youth outreach where Susan works. Is also on the advisory committee for the 1997 Seattle/King County Leadership Prayer Breakfast. Makes a donation to the Camp Fire Boys and Girls Clubs for each field goal made and hosts a football camp to benefit Camp Fire.

PETERSON'S NFL RECORD

	Club	Scoring					
		G/S	PAT-Att	FG-Att	FG%	LG	Pts
1994	Arizona	2/0	4-4	2-4	50.0	35	10
1995	Seattle	16/0	40-40	23-28	82.1	49	109
1996	Seattle	16/0	27-27	28-34	82.4	54	110
SEATTLE TOTALS		32/0	67-67	51-62	82.3	54	219
NFL TOTALS		34/0	71-71	53-66	80.3	54	229

KICK ME

Todd Peterson set a trio of records in 1996: most points in a season (111), most field goals (28), and most consecutive field goals (14).

Club	Field Goals					Total
	1-19	20-29	30-39	40-49	50+	
1994 Arizona	0-0	1-1	1-1	0-2	0-0	2-4
1995 Seattle	1-1	5-5	9-10	8-10	0-2	23-28
1996 Seattle	0-0	11-13	7-7	8-11	2-3	28-34
SEATTLE TOTALS	1-1	16-18	16-17	16-21	2-5	51-62
% Successful	100	88.9	94.1	76.2	40.0	82.3
NFL TOTALS	1-1	17-19	17-18	16-23	2-5	53-66
% Successful	100	89.5	94.4	69.6	40.0	80.3

Club	Indoors	Outdoors	Home	Road	Atts	Made
1994 Arizona	0-0	2-4	0-0	2-4	38.0	32.0
1995 Seattle	17-19	6-9	17-19	6-9	37.9	36.0
1996 Seattle	22-28	6-6	19-24	9-10	35.1	34.6
SEATTLE TOTALS	39-47	12-15	36-43	15-19	36.4	35.3
% Successful	82.9	80.0	83.7	78.9		
NFL TOTALS	39-47	14-19	36-43	17-23	36.5	35.1
% Successful	82.9	73.7	83.7	73.9		

Atts and Made refer to average distance in yards

SINGLE GAME HIGHS

Kicking

Most FGs Attempted: 5, 2 Times (Last: vs. Buffalo 12/8/96)

Most FGs Made: 4, 3 Times (Last: vs. Buffalo 12/8/96)

Longest FG Attempted: 54, vs. Minnesota 11/10/96

Longest FG Made: 54, vs. Minnesota 11/10/96

Most PATs Attempted: 6, at Jacksonville 11/12/95

Most PATs Made: 6, at Jacksonville 11/12/95



85 MIKE PRITCHARD WR

Height: 5-10

Weight: 193

College: Colorado

NFL Experience: 7th Year

How Acquired: Veteran FA (1996)

1996 Games Played/Started: 16/5

Career Games Played/Started: 81/58

Birthdate: October 25, 1969

Birthplace: Shaw Air Force Base, SC

Residence: Las Vegas, NV

1996: Played 16 games, starting five. Used primarily as the third receiver. Caught 21 passes for 328 yards, a 15.6 yard average, and one touchdown. Caught at least one pass in 12-of-16 games, with a single-game best three twice. Made a diving left-handed 44-yard reception versus Houston to set up a field goal. Scored his touchdown on an eight-yard reception at Denver. Signed as a free agent on June 20 after being waived by the Denver Broncos.

CAREER: Played his first three seasons with the Atlanta Falcons after being the Falcons first-round draft choice in 1990. Was the 13th player chosen. Caught 201 passes for 2,187 yards and 14 touchdowns with Atlanta. His 201 receptions over his first three years ranked fifth in NFL history. Joined the Broncos in a draft day trade in 1994. Denver sent 1995 first round and 1994 third round



choices to Atlanta for Pritchard and a 1995 seventh round pick. **1991:** Played 16 games with 11 starts. Consensus all-rookie choice after catching 50 passes for 624 yards with two touchdowns. Only one other rookie wide receiver caught more passes. Had nine receptions for 82 yards against the Minnesota Vikings. **1992:** Played 16 games starting 15. Second in receiving yards with 827 yards on 77 receptions. Receptions total was the fifth highest in a single season in Atlanta history. Had nine receptions for 105 yards versus Dallas, his first career 100-yard game. **1993:** Caught 74 passes for 736 yards with a career high seven touchdowns. Had 10 receptions for 97 yards in the season opener against Detroit. **1994:** Played three games, before missing the next five games on the inactive list and the last eight on injured reserve with a lacerated kidney suffered in practice on September 23. Had to endure six months of complete rest. Caught 19 passes for 271 yards and one touchdown in those three games. Had five receptions for 119 yards in his Denver debut against San Diego. Caught a 50-yard touchdown pass 2:39 into that game. Followed with nine receptions for 100 yards against the New York Jets. **1995:** Played 15 games, starting 13. Did not play against Kansas City. Caught 33 passes for 441 yards and three touchdowns. Rushed six for 17 yards. Twice caught five passes in a single game, including for 74 yards in the season finale at Oakland.

HONORS: **1991**, *First-team All-Rookie (Pro Football Weekly, Football News, Football Digest).*

COLLEGE: Played tailback, wingback, wide receiver as well as returning kicks. Strictly a wide receiver as a senior. Saw action the previous two years at wingback and lettered as a freshman reserve running back. Caught 28 passes for a school record 680 yards in 1990 earning first-team All-Big Eight honors. Second with 445 rushing yards. Averaged 123.1 all-purpose yards per game. Accounted for 284 all-purpose yards, including 217 rushing, versus Tennessee in the Disneyland Pigskin Classic. Rushing total ranked sixth in school history. Most Valuable Player on National Championship squad. Finished his career with 51 receptions for 1,302 yards and 10 touchdowns. Added 609 rushing yards on 57 carries and five touchdowns. Returned 30 kickoffs for a 23.1 yard average. Averaged 18.8 yards every time he touched the ball. Member of the "Academic Starters" which rewarded those athletes with high grade point averages. Majored in Economics.

PERSONAL: Gatorade Circle of Champions National Player of the Year as a senior at Rancho High School in Las Vegas, Nevada. Rushed for 1,213 yards and 17 touchdowns. had 1,108 yards and 15 scores as a junior. Also lettered in track in the 100 meters and long jump. Co-found of L.E.A.P. (Literary Enhancement and Promotion, Inc.) with former NBA player Jay Humphries, that stresses the importance of reading to inner-city youth in Denver. L.E.A.P. has received NFL Charities grants in both 1995 and 1996.

PRITCHARD'S NFL RECORD

Club	G/S	Receiving				
		No	Yds	Avg	LG	TD
1991 Atlanta	16/11	50	624	12.5	29	2
1992 Atlanta	16/15	77	827	10.7	38	5
1993 Atlanta	15/14	74	736	9.9	34	7
1994 Denver	3/0	19	271	14.3	50	1
1995 Denver	15/13	33	441	13.4	45	3
1996 Seattle	16/5	21	328	15.6	44	1
NFL TOTALS	81/58	274	3227	11.8	50	19

ADDITIONAL STATISTICS

Kickoff Returns: 1991 (Atlanta) - 1 attempt for 18 yards.

Rushing: 1992 (Atlanta) - 5 atts., 37 yds, 22 LG, 0 TDs; 1993 (Atlanta) - 2 atts., 4 yds., 4 LG, 0 TDs; 1995 (Denver) - 6 atts., 17 yds., 9 LG, 0 TDs; 1996 (Seattle) - 2 atts., 13 yds., 7 LG, 0 TDs; **Career - 15 atts., 71 yds., 4.7 avg., 22 LG, 0 TDs.**

SINGLE GAME HIGHS

Receiving

Most Receptions: 10, at Detroit 9/5/93

Most Yards: 105, vs. Dallas 12/21/92

Longest Reception: 50, San Diego 9/4/94 (TD)

Most Touchdowns: 2, vs. Dallas 11/21/93

Longest Touchdown: 50, San Diego 9/4/94 (TD)



29 C.J. RICHARDSON S

Height: 5-10 **Weight:** 209

College: Miami

NFL Experience: 2nd Year

How Acquired: Free Agent (1997)

1996 Games Played/Started: 0/0

Career Games Played/Started: 0/0

Birthdate: June 10, 1972

Birthplace: Dallas, TX


Residence: Miami, FL

1997: Signed as a free agent on March 5. Went to camp with Seattle in 1996 after being claimed on waivers from the Arizona Cardinals on June 19.

CAREER: Originally the seventh-round draft choice of the Houston Oilers in 1995. Spent the first 10 weeks of the season on the Oilers practice squad before being waived. Signed to the Arizona Cardinals practice squad on November 8 and was placed on injured reserve on the 13th, missing the rest of the season.

COLLEGE: Four-year letterman and two-year starter after redshirting in 1990. Played for Seahawks head coach Dennis Erickson. Credited with 255 total tackles, 15 passes defensed, five interceptions, and two fumble recoveries. Had nine games with at least 10 tackles. First-team All-Big East and second team All-America as a senior. Had 85 tackles and an interception while starting all season at free safety. Had a single-season high 94 tackles while starting all season at strong safety. Named Big East Defensive Player of the Week once each as a junior and senior. Played 10 games as reserve free safety in 1991 on a national championship team. Graduated with a degree in Criminal Justice.

PERSONAL: Played running back and defensive back at H.G. Spruce High School in Dallas, Texas. Team most valuable player, captain, and all-state choice as a senior. Had seven interceptions and 914 rushing yards. Played in the Texas State all-star game. Also lettered in basketball and baseball. Honored by Coral Gables, Florida, Mayor George Corrigan in the winter of 1991 for his community work in the aftermath of Hurricane Andrew. Member of D.A.R.E. Full name is Carl Ray Richardson, Jr.



78 PAT RILEY DT

Height: 6-5 **Weight:** 290

College: Miami

NFL Experience: 2nd Year

How Acquired: Veteran Free Agent ('96)

1996 Games Played/Started: 0/0

Career Games Played/Started: 1/0

Birthdate: March 8, 1972

Birthplace: Marrero, LA

Residence: Harvey, LA

1996: Inactive for the last two games after signing as a free agent on December 11. Was traded by the Chicago Bears to the Atlanta Falcons on August 20 and was waived on the 22nd.


CAREER: Originally a second-round draft choice of the Chicago Bears in 1995. Active for five games with Chicago as a rookie, playing versus the Pittsburgh Steelers on November 5. Inactive for 11 games.

COLLEGE: Four-year letterman and two-year starter at defensive tackle. Played 42 games, with 21 starts. Finished his career with 152 total tackles, 17.5 tackles for loss, 12 sacks, and three fumble recoveries. Started the first nine games of his senior season before being sidelined by a knee injury. Had a single-season best 53 tackles with 2.5 sacks before the injury. Only true freshman to letter on national championship team in 1991, playing 10-of-12 games and recording 21 tackles and two tackles for loss. Started 11 games in 1992 and split time in 1993. Recruited by current Seahawks head coach Dennis Erickson. Majored in Arts and Sciences.

PERSONAL: All-America choice by USA Today and Super Prep at Archbishop Shaw High School in Marrero, Louisiana. Had 89 tackles, eight sacks, 13 tackles for loss, eight forced fumbles and six fumble recoveries as a senior. Totaled 13 sacks as junior. Three-year football letterman and four-year track letterman. Holds the school record in the shot put.

RILEY'S NFL RECORD

Club	G/S	Defense							
		Tkl	So	Ast	T/L	QB	PD	FF	FR
1995 Chicago	1/0	0	0	0	0.0	0.0	0	0	0
1996 Seattle	0/0	0	0	0	0.0	0.0	0	0	0



23 DEXTER SEIGLER CB

Height: 5-9 Weight: 178

College: Miami

NFL Experience: 2nd Year

How Acquired: Free Agent (1995)

1996 Games Played/Started: 12/0

Career Games Played/Started: 12/0

Birthdate: January 11, 1972

Birthplace: Avon Park, FL

Residence: Washington, DC

1996: Played 12 games as a reserve cornerback and special teams performer. Inactive for four games in a five-game period, games eight through 12, with a hamstring injury. Credited with six tackles on defense, according to unofficial press box statistics, and six on special teams, via coaches video study.

CAREER: Signed with the Miami Dolphins as a free agent on April 28, 1994, and was waived on August 19. Signed with the Toronto Argonauts of the Canadian Football League on September 16 and played with them through November 10. **1995:** Spent the entire season on the Seahawks practice squad after signing as a free agent on July 27.

COLLEGE: Four-year letterman at the University of Miami under Dennis Erickson. Played his first two years as a reserve before starting his last two. Finished his career with 81 tackles, eight interceptions, and 27 passes defensed. Had four interceptions in each of last two seasons. Returned two for touchdowns as a junior, an 89-yarder against Temple and a 24-yarder versus San Diego

FIRST TIME

Defensive end Michael Sinclair made his first appearance in the AFC-NFC Pro Bowl after the 1996 season. Sinclair finished tied for third in the AFC with 13.0 sacks. He tied the single-game record with four versus Denver and had two other games with three.

State. Totaled 146 return yards that season, two yards off the school record. Majored in Business.

PERSONAL: Quarterback at Avon Park High School in Avon Park, Florida, where his teams lost only one game his last two seasons.

SEIGLER'S NFL RECORD

Club	G/S	Defense					QB	PD	FF	FR
		Tkl	So	Ast	T/L	Practice Squad				
1995 Seattle										
1996 Seattle	12/0	6	3	3	0.0	0.0	2	0	0	

Club	G/S	Special Teams					T/L	FF	FR	Bk
		Tkl	So	Ast	I20	Practice Squad				
1995 Seattle										
1996 Seattle	12/0	6	5	1	0.0	0.0	0	0	0	




16 G. SHILLINGFORD WR

Height: 6-0 **Weight:** 192
College: British Columbia
NFL Experience: 1st Year
How Acquired: College Free Agent ('96)
1996 Games Played/Started: 0/0
Career Games Played/Started: 0/0
Birthdate: December 25, 1974
Birthplace: Toronto, Ontario, Canada
Residence: Etobicoke, Ontario, Canada

1996: Spent 10 weeks on the practice squad, the first two and last eight.

COLLEGE: Three-year letterman. Finished career with 93 receptions for 1,456 yards and 14 touchdowns. Led team with 54 receptions for 843 yards and 10 scores in 1995. Also averaged 16.4 yards on 16 punt returns with two touchdowns and added two rushing touchdowns on 22 attempts. Career punt return average was 9.5 on 60 returns and 17.1 on 48 kickoff returns. Majored in Art.

PERSONAL: Attended Father Henry Carr High School in Toronto, Ontario, Canada. Full name is Grayson Shillingford.



70 MICHAEL SINCLAIR DE

Height: 6-4 **Weight:** 267
College: Eastern New Mexico
NFL Experience: 7th Year
How Acquired: Draft (6th round 1991)
1996 Games Played/Started: 16/16
Career Games Played/Started: 65/35
Birthdate: January 31, 1968
Birthplace: Galveston, TX
Residence: Kirkland, WA

1996: Started 16 games at left end and made his first appearance in the Pro Bowl. Was selected as the reserve end, but started the game after an injury to Bruce Smith. First Seattle end to make the Pro Bowl since Jacob Green in 1987. Finished with a career best 13.0 sacks to rank tied for third in the AFC and tied for fifth in the NFL. Tied a team record with four sacks versus Denver in game two. Followed that with three against Kansas City the next week. Also had three sacks versus Buffalo in game 14. Totaled five tackles for loss versus the Broncos and had 16 total for the season. Credited with a career-best 47 tackles, according to unofficial press box statistics, and forced a team-high four fumbles. Had a single-game high eight tackles, all solo, versus Denver.

Combined with Michael McCrary (13.5 sacks) to be the most productive sack duo in the AFC and second to Carolina's Kevin Greene and Lamar Lathon (28.0 total) in the NFL. Seattle's front four combined for 40 of the team's 48 sacks.

CAREER: Seattle's most productive outside pass rusher over the last four seasons with 32 sacks in 53 games. Finished tied for third in the AFC with a career best 13 sacks in 1996. Used experience gained in the World League in 1992 to make the roster and has served as the starter at left end in nickel situations the last four seasons and took over as the full time starter at left end in 1995. Led team in sacks in both 1993 (8.0) and 1994 (4.5), and was second in 1996 (13.0). Has 32.0 career sacks to rank sixth in team history. Chosen on the sixth-round in 1991 and alternated his time between the practice and active roster. **1991:** Waived on August 26 and signed to the practice squad two days later. Spent the first 12 games on the practice squad before being activated on November 30. Active for the next two games, but did not play, before missing the last two games on injured reserve with a back injury. **1992:** Missed the first four games on injured reserve after suffering a training camp ankle injury and was activated prior to the first San Diego Chargers game. Made his first career start, at left end, versus the Washington Redskins, and had three tackles. Recorded his first sack versus the Philadelphia Eagles. Finished the season with 10 tackles, according to unofficial press box statistics. **World League:** Loaned to the Sacramento Surge for the 1992 season. Started all 10 regular season games at left end and finished second in the league in sacks with 10 and was a first-team All-League selection. Sacramento won the North American West with an 8-2 record and advanced to World Bowl II in Montreal, Canada, where they defeated the Orlando Thunder, 21-17, to capture the World League championship. Contributed a key forced fumble and recovery to help seal the victory. Was credited with 54 tackles, three forced fumbles and two fumble recoveries in the regular season. **1993:** Played nine games, starting one, in a season that ended after breaking his right thumb at Houston, ironically, the only game he started. Ranked third in the AFC in sacks with 8.0 at the time of his injury, a total that still led the team. Had 3.0 of his total, along with a forced fumble, versus San Diego game. Used exclusively as the left end in nickel situations early in the season, but was seeing more and more time during mixed downs prior to his injury. **1994:** Played 12 games, starting two, at left end. Played as a reserve the first two games after suffering a sprained knee at Indianapolis in the preseason. Started games 3 and 4 before moving to a pass rushing role in the nickel. Missed games 8-11 with a groin injury suffered in the first Kansas City game. Led the team for the second straight year in sacks with 4.5. Had two of his total in the second Los Angeles Raiders game. Credited with 12 tackles and 4.5 tackles for loss, according to unofficial press box statistics. **1995:** Played 16 games, starting the last 15 at left end. Also played left end in the nickel. Finished with a single-season best 46 tackles, according to unofficial press box statistics. Added a team co-leading 10.5 tackles for loss, including 5.5 sacks, two forced fumbles and two fumble recoveries. Had a single-game best seven tackles in the second Oakland game, including two sacks. Credited with 1.5 sacks at Jacksonville among five tackles. Also recovered a fumble with 3:51 left to set up a touchdown. Tied a team record with two forced fumbles in the first Denver game.

HONORS: *1996, AFC Pro Bowl squad; Second-team All-AFC (United Press International); Seattle Post-Intelligencer Sports Star of the Year nominee.*

COLLEGE: Inducted into Eastern New Mexico's Hall of Fame on November 2, 1996. Four-year letterman and starter. Played his first two seasons as a linebacker before moving to defensive end. First-team All-Lone Star Conference as a junior and senior. Sikes Award

winner as a senior as conference Defensive Lineman of the Year. Selected to the All-Lone Star Conference All-Decade of the 1980's Team. Team Captain in 1990. School All-conference second-team pick as a sophomore. Posted 70 tackles, 18 tackles for loss, and 15.5 sacks as a senior. Had 75 tackles and nine-and-a-half sacks in 1989. Posted a career-high 82 tackles as a freshman. Finished his career with 279 tackles, 45 tackles for loss, and 30 sacks. Physical Education major.

PERSONAL: Football, basketball, and track letterman at Charlton-Pollard High School in Beaumont, Texas. Studying to be an ordained preacher at Christ Church in Kirkland. Michael and his wife, Betty (5/25/91), have two sons, Michael (1/25/91), and Johnnie Glenn (1/23/96), and a daughter, Michaela (1/13/94).

SINCLAIR'S NFL RECORD

Defense

Club	G/S	Tkl	So	Ast	T/L	QB	PD	FF	FR
1991 Seattle	0/0	0	0	0	0.0	0.0	0	0	0
1992 Seattle	12/1	10	9	1	2.0	1.0	1	0	0
1993 Seattle	9/1	12	11	1	8.0	8.0	1	1	0
1994 Seattle	12/2	12	10	2	4.5	4.5	0	0	0
1995 Seattle	16/15	46	37	9	10.5	5.5	2	2	2
1996 Seattle	16/16	47	39	8	16.0	13.0	2	4	0
NFL TOTALS	65/35	127	106	21	41.0	32.0	6	7	2

Tackles for loss includes sacks.

SINGLE GAME HIGHS

Defensive

Tackles (Solos and Assists): 8, vs. Denver 9/8/96 (8+0)

Tackles for Loss (includes sacks): 5.0, vs. Denver 9/8/96


Sacks: *4.0, vs. Denver 9/8/96

Interceptions: None

Forced Fumbles: 2, vs. Denver 10/2/95

Fumble Recoveries: 1, 2 Times (Last: at Jacksonville 11/12/95)

* Team Record



25 LAMAR SMITH

RB

Height: 5-11

Weight: 218

College: Houston

NFL Experience: 4th Year

How Acquired: Draft (3rd round 1994)

1996 Games Played/Started: 16/2

Career Games Played/Started: 31/2


Birthdate: November 29, 1970

Birthplace: Fort Wayne, IN

Residence: Fort Wayne, IN

1996: Played 16 games with two starts while playing behind Chris Warren. Rushed for 680 yards on 153 carries, and a team-co-leading eight touchdowns. Rushing yardage would have led six other teams. Started for an injured Warren at Detroit and at Oakland. Rushed for a career-best 148 yards on 33 carries with one touchdown versus the Lions, the best performance ever by a Seattle back making their first start. Had eight carries for 41 yards, with a score, on the first drive. The 33 carries ranked second in team history for a single game. Carried 25 times for 87 yards against the Raiders, including two touchdowns, and 15 times for 90 yards against Minnesota. Scored the game-winning touchdown on a 14-yard run with 31 seconds left at Tampa Bay. Successful on all three two-point conversion attempts, including one with 2:03 left which provided the final margin in a 22-15 win at Miami.

CAREER: Valuable reserve behind four-time 1,000-yard rusher Chris Warren. Totals 191 carries for 894 yards and eight scores. Had a personal best 680 yards in 1996, including 148 on 33 carries in his first start. Set a franchise record with a 68-yard run at Arizona in 1995. Seahawks third-round 1994 draft choice. **1994:**



Played two games as a reserve. Suffered a sprained ankle at San Francisco in the preseason finale and was inactive for the first three games. Carried two times for -1 yards against Pittsburgh and saw action on special teams at Denver. Injured his back in a December 1 auto accident and finished the season on the non-football injury list. **1995:** Played 13 games as a reserve running back. Inactive the first two weeks after spraining an ankle against San Francisco. Carried three times for 85 yards, including a team record 68-yard run at Arizona. Record lasted two games. Played the entire second half against the New York Giants after injuries sidelined Chris Warren (ankle) and Steve Broussard (hamstring). Carried 19 times for a career high 84 yards and caught one pass for 10 yards in a 30-28 win.

COLLEGE: Two-year starter after transferring from junior college. Team's leading rusher in both 1992 and 1993. Gained 417 yards in 1993, despite playing only the first five games because of a shoulder injury. Added 29 receptions for 205 yards, a 7.1 yard average, and three touchdowns. Had two 100-yard rushing games, 119 on 20 carries against Michigan and 118 on 24 against Baylor. Averaged a conference high 7.6 yards per carry in 1992 gaining 845 yards on 111 carries. Had 30 receptions for 315 yards and two scores. Surpassed 100 yards three times: 161 versus Texas Tech, 159 against Texas, and 101 versus Rice. Finished his career with 1,262 yards on 207 attempts, a 6.1 yard average, and 11 touchdowns. Added 59 receptions for an 8.8 yard average, and 5 scores. Attended Northeastern Oklahoma A&M Junior College. Had 186 yards against Tyler College as a sophomore. Majored in Sports Management.

PERSONAL: Attended South Side High School in Fort Wayne, Indiana, lettering in football and basketball.

SMITH'S NFL RECORD

Club	G/S	Rushing			LG	TD
		Att	Yds	Avg		
1994 Seattle	2/0	2	-1	-0.5	0	0
1995 Seattle	13/0	36	215	6.0	68	0
1996 Seattle	16/2	153	680	4.4	29	8
NFL TOTALS	31/2	191	894	4.7	68	8

Club	G/S	Receiving			Avg	LG	TD
		No	Yds				
1994 Seattle	2/0	0	0	0.0	0	0	
1995 Seattle	13/0	1	10	10.0	10	0	
1996 Seattle	16/2	9	58	6.4	22	0	
NFL TOTALS	31/2	10	68	6.9	22	0	

ADDITIONAL STATISTICS

Kickoff Returns: 1995 (Seattle) - 1 for 20 yards.

SINGLE GAME HIGHS

Rushing

Most Attempts: 33, at Detroit 11/17/96

Most Yards: 148, at Detroit 11/17/96

Longest Run: 68, at Arizona 10/29/95

Most Touchdowns: 2, at Oakland 12/22/96

Longest Touchdown: 27, at Oakland 12/22/96

Receiving

Most Receptions: 2, 2 Times (Last: at Oakland 12/22/96)


Most Yards: 22, vs. Houston 11/3/96

Longest Reception: 22, vs. Houston 11/3/96

Most Touchdowns: None

Longest Touchdown: None

* Team Record



72 MARC SPINDLER DT

Height: 6-5

Weight: 295

College: Pittsburgh

NFL Experience: 8th Year

How Acquired: Free Agent (NY Jets '97)

1996 Games Played/Started: 15/5

Career Games Played/Started: 82/64

Birthdate: November 28, 1969

Birthplace: Scranton, PA

Residence: Clarkston, MI

1997: Signed as an unrestricted free agent on June 2.

CAREER: Veteran defensive tackle who started his career with the Detroit Lions in 1990 and also played with the New York Jets (1995-96). Originally the Lions third-round draft choice in 1990. Played 57 games with 55 starts for the Lions through the 1994 season. Signed with the Tampa Bay Buccaneers as an unrestricted free agent on April 25, 1995. Traded, along with wide receiver Charles Wilson, to the New York Jets for a fourth round 1996 draft choice on August 27, 1995. Played 25 games with the Jets over the 1995 and 1996 seasons. Has 215 career tackles and 9.5 sacks. **1990:** Played in the first three games, starting the second and third at left end. Placed on injured reserve on September 27 with a knee injury and missed the remainder of the season. **1991:** Started 16 games at defensive tackle and was credited with 49 tackles and 3.5 sacks. Blocked a field goal versus Dallas that was returned for a touchdown. Started both playoff games. **1992:** Started 13 games at defensive tackle. Blocked a field goal versus the Minnesota Vikings that was returned for a touchdown. Credited with 34 tackles, 2.5 sacks, and two forced fumbles. Missed three games after being placed on injured reserve on September 18. Activated on October 14. **1993:** Started 16 games, the first 12 at left end and the last four at nose tackle. Started the playoff game at nose tackle. Had 49 tackles with two sacks and three fumble recoveries. Tied his single-game high with eight tackles versus the Phoenix Cardinals. **1994:** Played nine games, starting eight at nose tackle. Sprained an ankle in the preseason and missed the first four games. Inactive for three games after re-injuring the ankle. Totaled 15 tackles for the season. **1995:** Played 10 games and started the final five at left tackle. Inactive for games 4-5 and 8-10 and did not play in game

seven. Totaled 21 tackles. Acquired by the Jets from Tampa Bay in a trade on August 27. **1996:** Played 15 games and started five, weeks two through six, at defensive tackle. Was inactive for one game. Had a fumble recovery and interception at Denver.

COLLEGE: First-team All-America in 1989 as selected by *The Sporting News* and a second-team pick by Associated Press. First-Team All-Eastern Collegiate Athletic Conference and AP first-team All-East. Lombardi Award semi-finalist. Three-year letterman. Fourth true freshman in 20 years to start his first game following Tony Dorsett, Hugh Green, and Bill Fralic. First-team All-East as a freshman. Finished his career with 202 tackles, 21 tackles for loss, and 7.5 sacks. Majored in Criminology.

PERSONAL: Consensus prep All-America as a senior at West Scranton High School in Scranton, Pennsylvania. *USA Today* National Player of the Year as a senior. Also lettered in wrestling and was a regional heavyweight champion. Marc and his wife, Rochelle, have two daughters, Gabriella and Dominique.

SPINDLER'S NFL RECORD

Club	Defense								
	G/S	Tkl	So	Ast	T/L	QB	PD	FF	FR
1990 Detroit	4/2	11	9	2	n/a	1.0	0	0	0
1991 Detroit	16/16	49	33	16	n/a	3.5	2	1	1
1992 Detroit	13/13	34	25	9	n/a	2.5	0	2	0
1993 Detroit	16/16	49	32	17	n/a	2.0	0	0	3
1994 Detroit	9/8	15	11	4	n/a	0.0	0	0	0
1995 N.Y. Jets	10/4	21	12	9	n/a	0.0	1	0	0
1996 N.Y. Jets	15/5	36	26	10	n/a	0.5	1	0	1
NFL TOTALS	83/64	215	148	67	n/a	9.5	4	3	5

Totals include special teams statistics. Tackles for loss includes sacks.

ADDITIONAL STATISTICS

Postseason Games Played/Started: 1991 (Detroit) - 2/2; 1993 (Detroit) - 1/1; 1994 (Detroit) - 1/1; **Career - 4/4.**

Postseason Tackles: 1991 (Detroit) - 2 (1 solo, 1 assist); 1994 (Detroit) - 5 (3/2); **Career - 7 (4/3).**

SINGLE GAME HIGHS

Defense

Tackles (Solos and Assists): 8, 2 Times (Last: vs. Phoenix 9/26/93)


Tackles For Loss (Includes sacks): n/a

Sacks: 2.0, at Pittsburgh 11/15/92

Interceptions: 1, vs. at Denver 9/1/96

Forced Fumbles: 1, 3 Times

Fumble Recoveries: 1, 5 Times (Last: at Denver 9/1/96)



38 MACK STRONG

FB

Height: 6-0

Weight: 235

College: Georgia

NFL Experience: 4th Year

How Acquired: College Free Agent ('93)

1996 Games Played/Started: 14/8

Career Games Played/Started: 38/11

Birthdate: September 11, 1971

Birthplace: Fort Benning, GA

Residence: Bellevue, WA

1996: Played 14 games, starting 8. Missed two games with a knee injury. Caught nine passes for 78 yards and rushed five times for eight yards. Added nine tackles on special teams, according to coaches video study.

CAREER: Signed with the Seahawks as a free agent in 1993 and has worked into the starting job at fullback. Scored the game-winning touchdown against Tampa Bay with 42 seconds left and tied a team record for a running back with two touchdown receptions at Arizona in 1995. Has 39 special teams tackles,

including a team-leading 19 in 1995. **1993:** Sent the entire season on the practice squad after signing as a free agent on April 29. **1994:** Played the last eight games as a reserve fullback and running back. Inactive the first eight games. Made his first appearance on offense against Tampa Bay and scored the game-winning touchdown with 42 seconds remaining in a 22-21 win. Started at running back against the Indianapolis Colts. Scored the eventual game-winning touchdown on a 13-yard run in a 16-14 win at Houston. Finished the season with 114 yards on 27 carries and three receptions. Added 11 special teams tackles, according to unofficial press box statistics. **1995:** Played 16 games, starting two, at fullback. Scored four touchdowns, three receiving and one rushing. Two of his touchdown receptions came at Arizona, equaling the franchise record for a running back. Started at fullback at Jacksonville and rushed for a score. Led the team with 19 special teams tackles, according to coaches video study. Credited with four at Washington.

COLLEGE: Four-year letterman and two-year starter. Offensive team captain as a senior. Rushed for a single-season high 358 yards on 63 carries, a 5.7 yard average, and three scores in 1992. Finished his career with 812 yards on 195 carries, a 4.2 average, and nine scores. Had six touchdowns on 67 carries in 1991. Added 35 career receptions for 400 yards, an 11.4 average, and one score. Sociology major.

PERSONAL: Football, basketball, and track letterman at Brookstone High School in Columbus, Georgia. Rushed for 4,414 yards and 83 touchdowns.


STRONG'S NFL RECORD

Club		G/S	Rushing			LG	TD
			Att	Yds	Avg		
			Practice Squad				
1993	Seattle		27	114	4.2	14	1
1994	Seattle	8/1	8	23	2.9	9	1
1995	Seattle	16/2	5	8	1.6	4	0
1996	Seattle	14/8					
NFL TOTALS		38/11	40	145	3.6	14	2

Club		G/S	Receiving			LG	TD
			No	Yds	Avg		
			Practice Squad				
1993	Seattle		3	3	1.0	5	0
1994	Seattle	8/1	12	117	9.8	25	3
1995	Seattle	16/2	9	78	8.7	20	0
1996	Seattle	14/8					
NFL TOTALS		38/11	24	198	8.3	25	3

ADDITIONAL STATISTICS

Special Teams Tackles: 1994 (Seattle) - 11 (9 solo, 2 assist); 1995 (Seattle) - 19 (13/6); 1996 (Seattle) - 9 (7/2) **Career - 39 (29/10).**



22 FRED THOMAS

CB

Height: 5-9

Weight: 172

College: Tennessee-Martin

NFL Experience: 2nd Year

How Acquired: Draft (2nd round 1996)

1996 Games Played/Started: 15/0

Career Games Played/Started: 15/0

Birthdate: September 11, 1973

Birthplace: Bruce, MS

Residence: Calhoun City, MS

1996: Played the last 15 games as a reserve cornerback and special teams performer. Inactive at San Diego. Saw his first action on defense versus Buffalo and also played at Jacksonville and at Oakland. Credited with five tackles on defense, according to unofficial press box statistics, and 15 on special teams, after

coaches video review. Had 2.5 tackles inside the 20 on kick and punt coverage. Chosen on the second round of the 1996 draft.

COLLEGE: All-Ohio Valley Conference first-team selection in 1995. Recorded 69 tackles with seven for losses and four interceptions in 1995 and returned 12 kickoffs for a 22.3-yard average. Picked off three passes, returning one for a touchdown, all in the first half against Tennessee State. Had a 70-yard punt return touchdown versus Morehead State. Transferred to Tennessee-Martin prior to the start of the season. Played in seven games with three starts for the University of Mississippi in 1994. Returned an interception 83 yards for a touchdown against the University of Florida. Played two seasons at Northwest Mississippi Community College in Senatobia, Mississippi, playing both wide receiver and cornerback. Caught 21 passes for a 26.8 yard average, and two scores, and returned four kicks for touchdowns. Earned Junior College All-America honorable mention honors as a wide receiver in 1993. All-state selection as a defensive back in 1992. Criminal Justice major.

PERSONAL: Prep all-state selection in football, basketball and track at Bruce High School in Bruce, Mississippi. Earned three letters in each sport.

THOMAS' NFL RECORD

		Defense								
Club	G/S	Tkl	So	Ast	T/L	QB	PD	FF	FR	
1996 Seattle	15/0	5	4	1	0.0	0.0	0	0	0	

		Special Teams								
Club	G/S	Tkl	So	Ast	I20	T/L	FF	FR	Bk	
1996 Seattle	15/0	15	12	3	2.5	0.0	0	0	0	



13 GINO TORRETTA QB

Height: 6-3 **Weight:** 215
College: Miami
NFL Experience: 4th Year
How Acquired: Waivers (SF 1996)
1996 Games Played/Started: 1/0
Career Games Played/Started: 2/0
Birthdate: August 10, 1970
Birthplace: Pinole Valley, CA
Residence: Miami, FL

1996: Played as a reserve at Oakland after being claimed on waivers from the San Francisco 49ers on November 20. Replaced John Friesz (knee-injured reserve) on the roster. Was designated the emergency quarterback for his first four games before replacing an injured Stan Gelbaugh after seven plays against the Raiders. Completed 5-of-16 passes for 41 yards, including a 32-yard touchdown pass to Joey Galloway in a 28-21 win. Touchdown pass was the first of his career. Also scrambled 13 yards to set up a field goal. Signed for one game two separate times by the 49ers on October 23 and November 15 and was deactivated each time before being waived. Played for Seahawks Head Coach Dennis Erickson at Miami, where he won the Heisman Trophy in 1992.

CAREER: Is the first former Heisman Trophy winner to play for the Seahawks. Played with the Minnesota Vikings (1993), Detroit Lions (1994), and San Francisco 49ers (1995-96) before joining the Seahawks. Played in one game for Minnesota in 1993, versus Kansas City, after being the Vikings seventh-round draft choice. **1993:** Minnesota's third quarterback for 13 games and second quarterback for three. Played in the season finale versus Kansas City on December 26, but did not attempt a pass. **1994:** Signed with Detroit as a free agent on November 8 after being waived on the final cutdown by Minnesota. Was the Lions third quarterback

for the last seven regular season and one postseason game. **1995:** Played in the World League with the Rhein Fire. Completed 81-of-144 passes for 940 yards, with five touchdowns and six interceptions. Went to camp with the Lions and was waived on September 6. Signed as a free agent by the San Francisco 49ers on November 11. Was inactive for their game on the 18th and was waived on the 22nd.

COLLEGE: Two-year starter who posted a 26-2 record. Guided Hurricanes to a share of the 1991 National Championship and had team on verge of second straight title in 1992 after an undefeated regular season. Heisman Trophy winner in 1992. Also the recipient of the Maxwell Award, Davey O'Brien Award, Johnny Unitas Golden Arm Award, and Walter Camp Foundation Player of the Year as a senior. Consensus first-team All-America choice. Completed 252-of-458 passes for 3,338 yards with 19 touchdowns and 10 interceptions in 12 games as a senior. Team was 11-0 and had won 29 straight games, before losing to Alabama in the Sugar Bowl. Was 224-of-412 for 3,352 yards with 21 touchdowns and 10 interceptions as a junior. Team went 12-0 and shared national title with the University of Washington. Played 10 games as a redshirt freshman in 1989, as Miami won national title. Started four games as starter Craig Erickson was sideline with a hand injury team and won three of the games. Passed for a school record 468 yards, completing 32-of-48 passes, versus San Jose State. Finished his career with 7,690 yards, completing 555-of-991 passes with 47 touchdowns and 24 interceptions, all school records, except for touchdowns, which missed by one. Had 10 games with at least 300 yards, including five as a senior. Redshirted in 1988 and played his last four seasons for current Seahawks Head Coach Dennis Erickson. Graduated in December 1991 with a Business Management degree.

PERSONAL: All-East Bay, All-Northern California, All-Conference, and Academic All-America honorable mention at Pinole Valley High School in Pinole Valley, California. Completed 142-of-240 passes (59.2%) for 1,688 yards and 19 touchdowns as a senior. Also lettered in baseball and track. A brother, Geoff, was a reserve quarterback at the University of Miami from 1985-86 behind Vinny Testaverde. Geoff's twin, Greg, played wide receiver at Cal Davis, and the oldest Torretta, Gary, was a quarterback at St. Mary's College in Moraga, California. Earned his stock brokers license after the 1996 season.

TORRETTA'S NFL RECORD

Year	Club	G/S	Att	Comp	Yds	Pct	TD	Int	LG	T/Y
1993	Minnesota	1/0	0	0	0	0.0	0	0	0	0/0
1994	Detroit	0/0	0	0	0	0.0	0	0	0	0/0
1995	San Francisco	0/0	0	0	0	0.0	0	0	0	0/0
1996	San Francisco	0/0	0	0	0	0.0	0	0	0	0/0
	Seattle	1/0	16	5	41	31.3	1	1	32t	3/17
NFL TOTALS		2/0	16	5	41	31.3	1	1	32t	3/17

Rushing

Year	Club	G/S	Att	Yds	Avg	LG	TD
1993	Minnesota	1/0	0	0	0.0	0	0
1994	Detroit	0/0	0	0	0.0	0	0
1995	San Francisco	0/0	0	0	0.0	0	0
1996	San Francisco	0/0	0	0	0.0	0	0
	Seattle	1/0	2	12	6.0	13	0
NFL TOTALS		2/0	2	12	6.0	13	0

RESERVE STRENGTH

Running back Lamar Smith rushed for 680 yards in 1996, second to Chris Warren's 855 yards. Smith's total would have led six other teams (Arizona, Indianapolis, New Orleans, St. Louis, San Francisco, and Tampa Bay). Smith rushed for 148 yards in his first career start, at Detroit, the highest total by a Seattle back making his first start.



14 RICK TUTEN

P

Height: 6-2

Weight: 221

College: Florida State

NFL Experience: 9th Year

How Acquired: Free Agent (1991)

1996 Games Played/Started: 16/0

Career Games Played/Started: 106/0

Birthdate: January 5, 1965

Birthplace: Perry, FL

Residence: Ocala, FL

1996: Averaged 44.1 yards on 85 punts with a net of 34.5. Gross average ranks fourth in a single season in franchise history. Set a single game record of 55.2 yards on five punts at Denver, breaking his own mark of 52.8. Played in his 100th game versus Minnesota and set a record with six punts inside the 20, in six attempts. Had a 66 yard punt versus Buffalo, the third longest in franchise history and the longest in the Kingdome.

CAREER: The most prolific punter in franchise history. Stands alone at the top of the Seahawks punting records after signing as a free agent on October 9, 1991. Ranks first in punts (506) and average (43.99). Holds the top six single season averages (45.00 in 1995, 44.52 in 1993, 44.07 in 1992 and 1996, 42.98 in 1991, and 42.91 in 1994), and the top 17 (and 19-of-20) single game averages. Possesses the top four season net averages (38.74 in 1992, 37.27 in 1993, 36.90, in 1991, and 36.69 in 1994). Ranks first and second in single season punts inside the 20 with 33 in 1994 and 29 in 1992, and is the all-time leader with 133. Also holds the single game mark with six and twice has had five. Has suffered only two blocks in 566 punts. Began his career as a free agent with the San Diego Chargers in 1988 and the Washington Redskins in 1989, but was released prior to the regular season in each case. Has seen regular season action with the Philadelphia Eagles in 1989 and Buffalo Bills in 1990, in addition to the Seahawks. Has four-of-the-five longest punts in franchise history. **1989:** Signed as a free agent with the Philadelphia Eagles for the last two regular season games and averaged 36.6 on seven punts. Played in the wild card playoff game and averaged 38.4 on eight punts. **1990:** Signed with the Buffalo Bills in March as a Plan B Free Agent. Was waived by Buffalo on August 20 and re-signed on September 19. Punted in 14 games, averaging 39.8 yards, with 12 inside the 20 yard line. Played in all three postseason games, including Super Bowl XXV against the New York Giants. Averaged 39.4 yards on nine punts and had one tackle against the Giants. **1991:** Signed as a free agent by Seattle on October 9 after being waived by the Bills on August 20. Third of three punters used during the season. Established new team single-season records with a 43.0 gross average and a 36.9 net average. Ranked second in the AFC in net and was fifth in gross. Averaged 45.8 on five punts, with a career-best long of 60, against the Los Angeles Raiders in his first game. **1992:** Set single-season team records for punts (108), gross punting average (44.1), net punting average (38.7), and punts inside the 20 (29). Set a single-game mark with a 52.5 yard average on six punts at San Diego on October 4. Tied the record for most punts in a game with 11 versus the Philadelphia Eagles (overtime) and for most punts inside the 20 with five versus Denver on November 30. The 108 punts led the NFL and equalled the third-highest single-season effort in NFL history. Finished first in the NFL in 1990's. Was second in net average and third in gross average in the AFC. His 65-yard punt at Dallas on October 11 was the longest of his career and one of 10 punts of at least 55 yards. **1993:** Set a new franchise punting average record for the third time in three seasons. Averaged 44.5 yards on 90 punts to better his 1992 average of 44.1 and his 1991 mark of 43.0. Ranked third in

the AFC and fourth in the NFL in gross average. Second in the conference and sixth in the league in net average at 37.3, second in team history only to his 38.7 in 1992. Had 21 punts downed inside the 20, tying for fourth in the conference and 10th in the league. Set a single-game mark with 12 punts in the second Denver game. Included were two punts of over 60 yards, the first Seattle punter to have two 60-plus yard punts in the same game, and four punts inside the 20. Averaged 38.9 yards on his first 28 punts of the season (five games) and 47.1 on his last 62. Topped 50.0 yards per punt (minimum 4 punts) in three games, topped by a 51.4 mark on five punts at Houston. Had a season-long 64-yard punt in the first Kansas City game. AFC Special Teams Player of the Week for the second San Diego game, after averaging 37.0 on 7 punts with a 35.6 net and 3 inside the 20. Suffered the first blocked punt of his career and the first versus the Seahawks since 1989 at Kansas City. **1994:** AFC's Pro Bowl punter. First-team All-NFL as selected by *Sports Illustrated* and NFL Films and first-team All-AFC as chosen by UPI, *Pro Football Weekly/Pro Football Writers Association*. First Seahawks punter so honored. Punted 91 times for a 42.9 gross average and 36.7 net. Ranked second in the NFL in net and was third in gross. Also second with a team record 33 punts inside the 20. Had five-of-eight punts inside the 20 at Washington to tie own team record, and back-to-back games with four. Set single-game team record with a 47.7 net average versus Tampa Bay. Single-game gross high was 49.5 at Indianapolis. Used as the holder on place kicks and scored a two-point conversion against the Buccaneers. Had a two-point pass attempt fall incomplete at Cleveland. **1995:** NFL's leading punter with a 45.0 average on 83 punts. First Seahawks punter to lead the conference or league. Average broke his own record of 44.52 set in 1993. Now holds the top five single season punting averages. Set franchise records for highest game average, 52.83 at Buffalo, breaking his own record, and for longest punt, 73 yards, at Buffalo, eclipsing the old of 68 set in 1988. Holds the top 14 single game averages and four-of-the-five longest punts. Ranked tied for fifth in the AFC in net at 36.5 yards. Had 21 punts inside the 20 to rank ninth.

HONORS: **1992**, *Second-team All-NFL (College and Pro Football Newsweekly); Desenex Golden Foot Award.* **1993**, *AFC Special Teams Player of Week 5 (vs. San Diego).* **1994**, *AFC Pro Bowl squad; First-team All-NFL (Sports Illustrated, NFL Films); First-team All-AFC (UPI, Pro Football Weekly/Pro Football Writers Association); Second-team All-NFL (Associated Press, College and Pro Football Newsweekly, Football Digest, Football News).* **1995**, *AFC Special Teams Player for Week 16 (vs. Oakland 12/17).* **1996**, *Special Teams Captain; AFC Special Teams Player for Week 15 (vs. Buffalo 12/8).*

COLLEGE: Two-year letterman at Florida State after lettering two seasons, 1983-84, at the University of Miami. Part of the Hurricanes 1983 National Championship squad. Averaged 38.9 yards on 37 punts as a senior. Had a 41.6 average on 38 punts at Miami in 1984, the fourth-best mark in school history.

PERSONAL: Attended Forest High School in Ocala, Florida. Rick and his wife, Nancy (4/20/90), have a daughter, Kinley (6/1/92), and a son, Chase (1/21/94). Makes a donation to the Camp Fire Boys and Girls Clubs for each punt inside the 20.

TUTEN'S TALE

Look in the Seahawks record book and see the name of Rick Tuten. In six seasons, he ranks first for a career in punts (506), gross average (44.0), net average (37.0), longest punt (73 yards), and punts inside the 20 (133). Tuten has the five highest single-season averages, the top 16 single game averages, and the top four single-season net averages.

TUTEN'S NFL RECORD

	Club	G/S	Punting							
			No	Yds	Avg	Net	LG	I20	TB	Bk
1989	Philadelphia	2/0	7	256	36.6	33.6	45	1	1	0
1990	Buffalo	14/0	53	2107	39.8	34.2	55	12	4	0
1991	Seattle	10/0	49	2106	43.0	36.9	60	8	3	0
1992	Seattle	16/0	#*108	#*4760	44.1	*38.7	65	#29	8	0
1993	Seattle	16/0	90	4007	44.5	37.3	64	21	7	1
1994	Seattle	16/0	91	3905	42.9	36.7	64	*33	7	0
1995	Seattle	16/0	83	3735	*45.0	36.5	*73	21	8	0
1996	Seattle	16/0	85	3746	44.1	34.5	66	21	7	1
SEATTLE TOTALS		90/0	*506	*22259	*44.0	*37.0	*73	*133	*40	2
NFL TOTALS		106/0	566	24622	43.5	36.6	73	146	45	2

SINGLE GAME HIGHS

Punting

Most Punts: *12, vs. Denver 11/28/93

Most Yards: *559, vs. Denver 11/28/93


Highest Average (Min. 3 Punts): *55.2, at Denver 12/1/96 (5-276)

Highest Net Average (Min. 3 Punts): *47.7, vs. Tampa Bay 11/20/94 (3-143)

Longest Punt: *73, at Buffalo 10/15/95

Most Inside the 20: *6, vs. Minnesota 11/10/96

*Team Record; # Led NFL



53 ERIC UNVERZAGT LB

Height: 6-1

Weight: 241

College: Wisconsin

NFL Experience: 2nd Year

How Acquired: Draft (4th round (c) '96)

1996 Games Played/Started: 8/0

Career Games Played/Started: 8/0

Birthdate: December 19, 1972

Birthplace: Central Islip, NY

Residence: Central Islip, NY

1996: Played eight games as a reserve linebacker and on special teams. Inactive for eight games. Credited with four special teams tackles, according to coaches video study, and one on defense. Played in the World League with the Scottish Claymores and was credited with 31 tackles.

COLLEGE: Three-year starter at inside linebacker. Collected 279 tackles with three forced fumbles, two fumble recoveries, and five interceptions. One of four team captains. Finished his career with 296 total tackles, 26 tackles for loss, and five sacks. Had 19 tackles versus Purdue University as a senior. Honorable mention All-Big Ten as a senior after totaling 103 tackles and 12 tackles for loss. All-conference second-team as a junior. Finished second on the team with 105 tackles. Named conference Player of the Week versus Michigan after making eight tackles and intercepting two passes. Recorded 75 tackles as a sophomore. Redshirted in 1992. Played in 11 games on special teams as the punt deep snapper as a freshman. Recreation major.

PERSONAL: All-state selection at Central Islip High in Central Islip, New York. Played linebacker and running back. Four-time all-league choice in baseball.


UNVERZAGT'S NFL RECORD

Defense

Club	G/S	Tkl	So	Ast	T/L	QB	PD	FF	FR
1996 Seattle	8/0	1	0	1	0.0	0.0	0	0	0

Special Teams

Club	G/S	Tkl	So	Ast	I20	T/L	FF	FR	Bk
1996 Seattle	8/0	4	2	2	0.0	0.0	0	0	0



42 CHRIS WARREN RB

Height: 6-2

Weight: 226

College: Ferrum

NFL Experience: 8th Year

How Acquired: Draft (4th round 1990)

1996 Games Played/Started: 14/14

Career Games Played/Started: 108/76

Birthdate: January 24, 1968

Birthplace: Silver Springs, MD

Residence: Fairfax, VA

1996: Voted an offensive captain by his teammates. Started 14 games, not playing at Detroit and was inactive at Oakland because of injuries. Rushed for 855 yards on 203 carries with five touchdowns and added 40 receptions 273 yards. Topped 100 in three games, to up his career total to a club record 24. Had 146 yards on 19 carries, with one touchdown, versus San Diego; 116 on 21 versus Buffalo; and 103 on 18 against Green Bay. Had three runs of at least 50 yards, including a personal best 50-yard touchdown at Kansas City. Also had a 50-yard run versus San Diego, a 51-yarder against Buffalo, and a 37-yard touchdown against Green Bay. Upped career total to five 50+ yard runs, a franchise record. His 40 receptions were one off his personal best set in 1994. Tied his single-game best with six receptions at Kansas City.

CAREER: Saw his streak of four consecutive 1,000-yard seasons end in 1996. Was one of only 14 players in NFL history to have four such seasons. Finished fifth (1992), third (1993), first (1994), and second (1995) in the AFC in rushing in the last five seasons. Ranks third in the NFL in rushing yards from 1992-96 with 5,835, trailing only the Dallas Cowboys Emmitt Smith (7,660), Detroit Lions Barry Sanders (7,403), and the Buffalo Bills Thurman Thomas (5,933). Totaled a franchise record 1,545 yards in 1994, while his 1,346 in 1995 is fourth. Holds another mark with 1,868 total yards from scrimmage set in 1994 and with 24 100-yard games. His eight 100-yard games in 1995 set a team record, eclipsing his seven in 1994. Ranks second in team history in rushing attempts (1,359), yards (5,859), average gain (4.3), and touchdowns (40). Has four-of-the-top-seven single game rushing totals in team history and is fourth in combined net yards (9,559) and third in attempts (1,698). Drafted by Seattle on the fourth round in 1990 and was used primarily as a punt and kickoff returner his first two seasons before becoming the starting running back. Is second in both combined kick returns (180) and return yards (2,613). Ranks first in punt returns (94) and fair catches (60) and is one of only four players in team history to return a punt for a touchdown with a 59-yard return against Indianapolis in 1991. Is third in average (8.71), first in single season fair catches (25 in 1992) and co-holds the record for one game (5). Ranks second in kickoff returns (86) and yards (1,794) to Bobby Joe Edmonds (101-2,228). Is the only player in franchise history with a rush, reception, punt return, and kickoff return of at least 50 yards. **1990:** Played 16 games as a reserve running back and kick returner. Only player in the NFL to rank in the top five in both punt returns and kickoff returns. Averaged 9.6 on 28 punts to rank third in the AFC and 20.8 on 23 kickoffs to rank fourth. Had a 71-yard kickoff return at Denver, the longest non-scoring play in team history. Set a team single-season record with 16 fair catches, including four at San Diego. Tallied the Seahawks only touchdown on a one-yard run in a 13-10 overtime win over Houston. **1991:** Played 16 games as a reserve running back and kick returner. Made his first career start at running back at Pittsburgh and gained 13 yards on 11 carries in a 27-7 win. Had not carried the ball prior to that game and did not carry it after. Ranked third in the AFC in kickoff returns with a 22.6

yard average, including a 55-yard return against San Diego. Had two other returns of over 40 yards. Finished fourth in punt returns with a 9.3 yard average. Became the fourth player in team history to return a punt for a touchdown with a 59-yarder against Indianapolis. It was Seattle's first touchdown return since 1986. Set a single-season mark with 19 fair catches and tied the one-game mark of five against Pittsburgh. **1992:** Took over as the starting running back in the preseason and proceeded to become only the second player in team history to rush for over 1,000 yards in a single season. Started 16 games and totaled 1,017 yards on 223 carries, a 4.6 yard average, and three touchdowns. Entered the season having gained only 24 career yards on 17 carries. Became one of only eight players in league history to rush for 1,000 yards on a team that won two or fewer games. Had three 100-yard games; 124 at New England, 103 versus the Washington Redskins, and 156 against the Kansas City Chiefs. Also had 97 yards at Denver. Became the first player since 1988 to have three 100-yard games in the same season. Went over the 1,000-yard mark on a 30-yard touchdown run versus San Diego on December 27, but suffered a concussion on his second carry after the scoring run and missed the rest of the game. Had totaled 66 yards on five carries before the injury. Finished fifth in the AFC in rushing and was also fifth in total yards from scrimmage with 1,151, including 134 on 16 pass receptions. Was ninth in kickoff returns with an 18.7 yard average on 28 returns. Set a team record with 1,927 all-purpose yards, 1,017 rushing, 134 receiving, 252 on punt returns, and 524 on kickoff returns, breaking Curt Warner's 1986 mark of 1,822. Had over 100 all-purpose yards in 11-of-16 games, topped by a 191-yard effort against Miami. Returned 34 punts, upping his career total to a team record 94. Also set a single-season record with 25 fair catches, which increased his own career record to 60. **1993:** Started the first 14 games at running back and played in his first Pro Bowl after the season. Inactive the last two games with an abdominal injury, but topped 1,000 yards for the second straight season, only the second time that's occurred in franchise history. Finished the season third in the AFC in rushing with a career-high 1,072 yards on 273 carries, only 16 yards out of second. Seahawks led the AFC in rushing averaging 125.9 yards per game. Was eighth in total yards from scrimmage with 1,171. Had three 100-yard rushing games; 174 on a franchise record 36 carries at New England, 168 on 27 carries versus Phoenix, and 112 on 24 attempts versus Cleveland. The 174 yards was a personal best and the fourth best total in team history and earned him AFC Offensive Player of the Week honors. Tied for fifth in the AFC with 7 rushing touchdowns. Had a 45-yard touchdown run on Seattle's second play of the Phoenix game. Caught 15 passes for 99 yards. Rushed for a game-high 64 yards on four carries for the AFC in the Pro Bowl. **1994:** AFC's leading rusher with a team record 1,545 yards on 333 carries. Pro Bowl selection and team Most Valuable Player. Finished second in the NFL in rushing to Detroit's Barry Sanders (1,883) and was also runner-up to Sanders in total yards from scrimmage (1,868 to 2,166) and average per carry (4.6 to 5.7). Accounted for 40.2 percent of the Seahawks offense, the league's third-highest figure (Sanders 43.3% and Indianapolis' Marshall Faulk 40.9). Third in the conference in both total touchdowns (11) and rushing touchdowns (9). Only the second Seattle player to lead conference in rushing (Curt Warner 1983 and 1986). Took the lead with three games left and won the title by 195 yards over San Diego's Natrone Means. Broke Warner's 1986 marks for yards (1,481) and total yards from scrimmage (1,822).

COACH OF THE YEAR

Terry Ennis, head football coach at Cascade High School in Everett, Washington, was the first recipient of the Jim Ennis Award as the Seahawks High School Coach of the Year.

Tied another mark with seven 100-yard rushing games. Became the first player in franchise history to have 1,000 yards after 12 games and broke Warner's mark in 15 games. The first player in franchise history to have three straight 1,000-yard seasons and the 28th in league history. Is one of only three players whose teams posted losing records in that time. Equalled two other marks with back-to-back 100-yard games and by scoring a touchdown in seven straight games. Tied another with a rushing touchdown in six straight. Posted the AFC's top single-game effort with a personal-best 185 yards on 30 carries at Houston, despite playing with fractured ribs. Yardage and attempt totals were the third highest in a single-game in franchise history. Had 184 yards on 28 carries through three quarters before re-injuring the ribs. Opened the season with 100 yards on 22 carries with two touchdowns at Washington, the first opening game 100-yard effort since 1986. Scored two touchdowns the next week at the Los Angeles Raiders, one rushing and his first receiving. AFC Offensive Player of the Week for 126-yard, one-touchdown effort versus Pittsburgh. Had 117 rushing yards, including a 41-yard run at Kansas City; 122 and a score at Denver; 116, including 114 in the first half, versus Tampa Bay; and 122 against the Los Angeles Raiders. Became the first player in franchise history to have a rushing, receiving, punt return and kickoff return of at least 50 yards after a 51-yard reception at Denver. Reception was part of a single-game best 200 yards from scrimmage. Finished the season with a career-best 41 receptions for 323 yards and two touchdowns receiving. Had 33 catches for 242 yards prior to the season. Capped off his season with 127 yards on 14 carries in the Pro Bowl. Yardage broke the game record of 112 by O.J Simpson in 1973, but was also surpassed by teammate Marshall Faulk, who had 180 yards. Warren broke the record first, but held it for one play. **1995:** First player in franchise history to win back-to-back Most Valuable Player awards, as voted by his teammates. Pro Bowl starter and consensus first-team All-AFC and second-team All-NFL. Established new franchise records with eight 100-yard games, 16 total touchdowns and 15 rushing touchdowns. Led the AFC in rushing touchdowns, while finishing second in the NFL to the Dallas Cowboys Emmitt Smith, and was fifth in total touchdowns. Finished second in the AFC in rushing and fourth in the NFL with 1,346 yards on 310 carries for a 4.3 yard average. Now has four consecutive 1,000-yard seasons, the 14th player in NFL history to have four straight. Had his eight 100-yard games in four sets of two. Rushed 24 times for 109 yards against Cincinnati, 115 on 24 with three touchdowns against Denver, 18 for 112 versus San Diego, 23 for 127 at Arizona, 121 on 29 at Jacksonville, a season-high 136 on 29 at Washington, 101 on 18 at Denver, and 105 on 17 with three touchdowns versus Oakland. First player in franchise history to have two three rushing touchdown games in the same season. First back in 38 games to top 100 yards versus San Diego. In addition to one rushing touchdown at Denver, he scored the game-winning touchdown on a 20-yard reception with 49 seconds left. Both came in the fourth quarter and completed the greatest comeback win in franchise history. Equalled his career long with a 52-yard run at Arizona. Added 35 receptions for 247 yards to total 1,593 total yards from scrimmage, second in the AFC.

HONORS: *1990, First-team All-Rookie (Pro Football Weekly, College and Pro Football Newsweekly). 1991, First-team All-AFC (Football News). 1993, AFC Pro Bowl squad; AFC Offensive Player of Week 3 (at New England). 1994, AFC Pro Bowl Squad, Seahawks Most Valuable Player (voted by teammates), First-Team All-AFC (UPI, Pro Football Weekly/Pro Football Writers Association, Football News), Second-Team All-NFL (Associated Press, College and Pro Football Newsweekly, Football Digest), AFC Offensive Player of Week 5 (vs. Pittsburgh 9/25). 1995, AFC Pro Bowl Starter; Seahawks Most Valuable Player (voted by teammates); First-Team All-AFC (Pro Football Weekly/Pro Football Writers*

Association, United Press International, Football News), Second-Team All-NFL (Associated Press, College and Pro Football Newsweekly, Football Digest); All-Madden Team (selected by FOX-TV's NFL analyst John Madden). **1996**, Offensive Captain.

COLLEGE: School's all-time leader with 4,583 all-purpose yards, despite playing only two seasons. Originally attended the University of Virginia as a defensive back and switched to running back as a sophomore. Transferred to Ferrum prior to his junior season. First-team All-Eastern Collegiate Athletic Conference in 1989 and a *Football News* first-team All-America in 1988. *Roanoke Times & World-News* State College Division Offensive Player of the Year in 1988 and 1989. Finished his career with 3,121 rushing yards, averaged 13.0 yards on 81 punt returns, and 23.3 yards on 54 kickoff returns. Added 60 receptions for a 14.9 yard average and five scores. Had 1,265 yards on 163 carries with 15 touchdowns in 1989 after setting a school record with 1,443 yards on 166 carries and 17 touchdowns as a junior. Led the nation averaging 23.4 yards on 18 punt returns in 1989 and tied an NCAA Division III record with four punt return touchdowns. Had eight total touchdowns of over 50 yards as a senior, including an 80-yard punt return and 92-yard kickoff return for scores against Guilford. Also threw a 66-yard scoring pass. Had 12 career 100-yard games, including seven as a junior. Set the school record with 235 yards, including an 85-yard scoring run, against Rhodes in the 1988 playoffs. Gained 207 yards, aided by a school record 90-yard touchdown run, against Emory and Henry in 1989. Started four-of-seven games at running back for Virginia in 1986. Rushed for 380 yards and accounted for 131.5 all-purpose yards per game after switching to running back after spring practice. Second in voting for the Atlantic Coast Conference Rookie of the Year in 1985 after recording 38 tackles and one interception. Majored in Physical Education.

PERSONAL: Lettered in football, basketball, baseball, and track at Robinson High School in Burke, Virginia. Finished third in the "NFL Run to Daylight Challenge" on June 12, 1994. Chris has two daughters, Ariana and Kayla, and a son, Christopher Collins III.

WARREN'S NFL RECORD

Rushing

	Club	G/S	Att	Yds	Avg	LG	TD
1990	Seattle	16/0	6	11	1.8	4	1
1991	Seattle	16/1	11	13	1.2	7	0
1992	Seattle	16/16	223	1017	4.6	52	3
1993	Seattle	14/14	273	1072	3.9	45t	7
1994	Seattle	16/15	333	*1545	4.6	41	9
1995	Seattle	16/16	310	1346	4.3	52	*15
1996	Seattle	14/14	203	855	4.2	51	5
NFL TOTALS		108/76	1359	5859	4.3	52	40

Receiving

	Club	G/S	No	Yds	Avg	LG	TD
1990	Seattle	16/0	0	0	0.0	0	0
1991	Seattle	16/1	2	9	4.5	12	0
1992	Seattle	16/16	16	134	8.4	33	0
1993	Seattle	14/14	15	99	6.6	21	0
1994	Seattle	16/15	41	323	7.9	51	2
1995	Seattle	16/16	35	247	7.1	20t	1
1996	Seattle	14/14	40	273	6.8	33	0
NFL TOTALS		108/76	149	1085	7.3	51	3

Punt Returns

	Club	G/S	No	FC	Yds	Avg	LG	TD
1990	Seattle	16/0	28	16	269	9.6	39	0
1991	Seattle	16/1	32	19	298	9.3	59t	1
1992	Seattle	16/16	34	25	252	7.4	16	0
1993	Seattle	14/14	0	0	0	0.0	0	0
1994	Seattle	16/15	0	0	0	0.0	0	0
1995	Seattle	16/16	0	0	0	0.0	0	0
1996	Seattle	14/14	0	0	0	0.0	0	0
NFL TOTALS		108/76	94	60	819	8.7	59t	1

Kickoff Returns

Club	G/S	No	Yds	Avg	LG	TD
1990 Seattle	16/0	23	478	20.8	71	0
1991 Seattle	16/1	35	792	22.6	55	0
1992 Seattle	16/16	28	524	18.7	34	0
1993 Seattle	14/14	0	0	0.0	0	0
1994 Seattle	16/15	0	0	0.0	0	0
1995 Seattle	16/16	0	0	0.0	0	0
1996 Seattle	14/14	0	0	0.0	0	0
NFL TOTALS	108/76	86	1794	20.9	71	0

ADDITIONAL STATISTICS

Special Teams Tackles: 1990 (Seattle) - 9 (8 solo/1 assist); 1991 (Seattle) - 12 (10/2); **Career - 21 (18/3)** .

Special Teams Forced Fumbles: 1990 (Seattle) - 2; 1991 (Seattle) - 1; **Career - 3**.

Special Teams Fumble Recoveries: 1990 (Seattle) - 1.

SINGLE GAME HIGHS

Rushing

Most Attempts: *36, at New England 9/19/93

Most Yards: 185, at Houston 12/11/94

Longest Run: 52, at San Diego 10/4/92; at Arizona 10/29/95

Most Touchdowns: 3, vs. Denver 10/1/95; vs. Oakland 12/17/95

Longest Touchdown: 50, at Kansas City 10/17/96

Receiving

Most Receptions: 6, vs. Denver 10/9/94; at Kansas City 10/17/96

Most Yards: 78, at Denver 11/13/94

Longest Reception: 51, at Denver 11/13/94

Most Touchdowns: 1, 3 Times (Last: at Denver 12/10/95)

Longest Touchdown: 38, at L.A. Raiders 9/11/94

* Team Record

WARREN'S 100-YARD GAMES

Date	Opponent	Att	Yds	Avg	LG	TD
12/11/94	at Houston	30	185	6.2	33	1
09/19/93	at New England	36	174	4.8	17	1
12/19/93	Phoenix (OT)	27	168	6.2	45	1
11/22/92	Kansas City	20	154	7.7	35	1
10/27/96	San Diego	19	146	7.7	50	1
11/19/95	at Washington	29	136	4.7	14	1
10/29/95	at Arizona	23	127	5.5	52	0
09/25/94	Pittsburgh	26	126	4.8	28	1
09/20/92	at New England	24	122	5.1	24	1
11/13/94	at Denver	18	122	6.8	23	1
12/18/94	L.A. Raiders	24	122	5.1	33	1
11/12/95	at Jacksonville	27	121	4.5	29	1
10/23/94	at Kansas City	19	117	6.2	41	0
11/20/94	Tampa Bay	16	116	7.3	31	0
12/08/96	Buffalo	21	116	5.5	51	0
10/01/95	Denver	24	115	4.8	18	3
11/14/93	Cleveland	24	112	4.7	20	0
10/22/95	San Diego	18	112	6.2	17	2
09/17/95	Cincinnati	24	109	4.5	30	1
12/17/95	Oakland	17	105	6.2	35	3
11/08/92	Washington	19	103	5.4	36	0
09/29/96	Green Bay	18	103	5.7	37t	1
12/10/95	at Denver	18	101	5.6	24	1
09/04/94	at Washington	22	100	4.5	13	2

By Year: 1992 - 3; 1994 - 3; 1994 - 7 ; 1995 - 8; 1996 - 3 **Career - 24**.

WARREN VS. THE NFL

	G	Att	Yds	Avg	LG	TD	100
Arizona	2	50	295	5.9	52	1	2
Atlanta	1	0	0	0.0	0	0	0
Baltimore	0	0	0	0.0	0	0	0
Buffalo	3	44	180	4.1	51	2	1
Carolina	0	0	0	0.0	0	0	0
Chicago	1	0	0	0.0	0	0	0
Cincinnati	5	81	325	4.0	30	1	1
Cleveland	2	40	173	4.3	22	0	1
Dallas	1	7	14	2.0	7	0	0

	G	Att	Yds	Avg	LG	TD	100
Denver	14	165	765	4.6	24	5	3
Detroit	2	15	37	2.5	11	0	0
Green Bay	2	18	103	5.7	37t	1	1
Houston	4	64	284	4.4	33	3	1
Indianapolis	3	46	162	3.5	13	0	0
Jacksonville	2	38	168	4.4	29	1	1
Kansas City	13	144	586	4.1	50	3	2
Oakland	13	158	664	4.2	35	8	2
Miami	3	25	65	2.6	11	0	0
Minnesota	2	14	61	4.4	19	1	0
New England	4	72	322	4.5	24	2	2
New Orleans	1	0	0	0.0	0	0	0
N.Y. Giants	2	17	53	3.1	13	0	0
N.Y. Jets	2	16	63	3.9	18	0	0
Philadelphia	2	46	142	3.1	18	1	0
Pittsburgh	3	51	182	3.6	28	1	1
St. Louis	1	0	0	0.0	0	0	0
San Diego	14	150	723	4.8	52	7	2
San Francisco	1	0	0	0.0	0	0	0
Tampa Bay	2	28	154	5.5	31	0	1
Washington	3	70	339	4.8	36	3	3

WARREN GAME BY GAME

1990	Opponent	Att	Yds	Avg	LG	TD
12/02	Houston	5	10	2.0	4	1
12/23	Denver	1	1	1.0	1	0
TOTALS (16/0)		6	11	1.8	4	1

1991	Opponent	Att	Yds	Avg	LG	TD
10/20	at Pittsburgh	11	13	1.2	7	0
TOTALS (16/1)		11	13	1.2	7	0

1992	Opponent	Att	Yds	Avg	LG	TD
09/06	Cincinnati	14	49	3.5	8	0
09/13	at Kansas City	12	53	4.4	10	0
09/20	at New England	24	122	5.1	24	1
09/27	Miami	13	47	3.6	11	0
10/04	at San Diego	13	76	5.8	52	0
10/11	at Dallas	7	14	2.0	7	0
10/18	L.A. Raiders	6	18	3.0	5	0
10/25	at N.Y. Giants	10	29	2.9	11	0
11/01	BYE					
11/08	Washington	19	103	5.4	36	0
11/15	at L.A. Raiders	15	63	4.2	16	0
11/22	Kansas City	20	154	7.7	35	1
11/30	Denver (OT)	16	34	2.1	7	0
12/06	at Pittsburgh	14	43	3.1	15	0
12/13	Philadelphia	19	49	2.6	9	0
12/20	at Denver	16	97	6.1	22	0
12/27	San Diego	5	66	13.2	31	1
TOTALS (16/16)		223	1017	4.6	52	3

1993	Opponent	Att	Yds	Avg	LG	TD
09/05	at San Diego	12	38	3.2	12	0
09/12	L.A. Raiders	20	76	3.8	16	1
09/19	at New England	36	174	4.8	17	1
09/26	at Cincinnati	19	75	3.9	13	0
10/03	San Diego	23	32	1.4	11	1
10/10	BYE					
10/17	at Detroit	15	37	2.5	11	0
10/24	New England	12	26	2.2	4	0

THREE OF A KIND

The head coaches of the Seahawks and the state of Washington's two NCAA Division I-A football programs (Washington and Washington State), all graduated from Everett High School in Everett, Washington, 30 miles north of Seattle. They include the Seahawks' Dennis Erickson (1965), the University of Washington's Jim Lambright (1961) and Washington State University's Mike Price (1964).

1993	Opponent	Att	Yds	Avg	LG	TD
10/31	at Denver	14	53	3.8	16	0
11/07	at Houston	13	54	4.2	10	1
11/14	Cleveland	24	112	4.7	20	0
11/21	BYE					
11/28	Denver	19	95	5.0	18	0
12/05	Kansas City	18	59	3.3	15	1
12/12	at L.A. Raiders	21	73	3.5	13	1
12/19	Phoenix (OT)	27	168	6.2	45t	1
12/26	Pittsburgh		Inactive (abdominal muscle pull)			
01/02	at Kansas City		Inactive (abdominal muscle pull)			
TOTALS (14/14)		273	1072	3.9	45t	7

1994	Opponent	Att	Yds	Avg	LG	TD
09/04	at Washington	22	100	4.5	13	2
09/11	at L.A. Raiders	21	62	3.0	12	1
09/18	San Diego	14	55	3.9	15	1
09/25	Pittsburgh	26	126	4.8	28	1
10/02	at Indianapolis	23	81	3.5	13	0
10/09	Denver	18	80	4.4	20	0
10/16	BYE					
10/23	at Kansas City	19	117	6.2	41	0
10/30	at San Diego	17	92	5.4	21	1
11/06	Cincinnati (OT)	24	92	3.8	18	0
11/13	at Denver	18	122	6.8	23	1
11/20	Tampa Bay	16	116	7.3	31	0
11/27	Kansas City	22	53	2.4	14	0
12/04	Indianapolis	23	81	3.5	9	0
12/11	at Houston	30	185	6.2	33	1
12/18	L.A. Raiders	24	122	5.1	33	1
12/24	at Cleveland	16	61	3.8	22	0
TOTALS (16/15)		333	1545	4.6	41	9

1995	Opponent	Att	Yds	Avg	LG	TD
09/03	Kansas City	14	56	4.0	15	0
09/10	at San Diego	16	56	3.5	12	0
09/17	Cincinnati	24	109	4.5	30	1
10/01	Denver	24	115	4.8	18	3
10/08	at Oakland	16	57	3.6	22	0
10/15	at Buffalo	23	64	2.8	9	2
10/22	San Diego	18	112	6.2	17	2
10/29	at Arizona (OT)	23	127	5.5	52	0
11/05	N.Y. Giants	7	24	3.4	13	0
11/12	at Jacksonville	27	121	4.5	29	1
11/19	at Washington	29	136	4.7	14	1
11/26	N.Y. Jets	16	63	2.9	18	0
12/03	Philadelphia	27	93	3.4	18	1
12/10	at Denver	18	101	5.6	24	1
12/17	Oakland	17	105	6.2	35	3
12/24	at Kansas City	11	7	0.6	7	0
TOTALS (16/16)		310	1346	4.3	52	15

1996	Opponent	Att	Yds	Avg	LG	TD
09/01	at San Diego	13	50	3.8	12	0
09/08	Denver	14	35	2.5	11	0
09/15	Kansas City	14	6	0.4	14	0
09/22	at Tampa Bay	12	38	3.2	10	0
09/29	Green Bay	18	103	5.7	37t	1
10/06	at Miami	12	18	1.5	5	0
10/13	BYE					
10/17	at Kansas City	14	81	5.8	50t	1
10/27	San Diego	19	146	7.7	50	1
11/03	Houston	16	34	2.1	5	0
11/10	Minnesota	14	61	4.4	19	0
11/17	at Detroit		Did Not Play			
11/24	Oakland	18	88	4.9	21	1
12/01	at Denver	7	32	4.6	13	0
12/08	Buffalo	21	116	5.5	51	0
12/15	at Jacksonville	11	47	4.3	15	0
12/22	at Oakland		Inactive			
1996 TOTALS (14/14)		203	855	4.2	51	5

CAREER (108/76) **1359** **5859** **4.3** **52** **40**
 Bold italics indicates single-game highs



95 DEAN WELLS

LB

Height: 6-3

Weight: 248

College: Kentucky

NFL Experience: 5th Year

How Acquired: Draft (4th round 1993)

1996 Games Played/Started: 16/15

Career Games Played/Started: 59/26

Birthdate: July 20, 1970

Birthplace: Louisville, KY

Residence: Louisville, KY

1996: Played 16 games, starting 15. Did not start at Detroit as Seahawks used three cornerbacks. Led team in tackles with 107, according to unofficial press box statistics, one more than Winston Moss. Also led with 82 solo stops. Led or co-led in tackles four times. Posted 16 tackles versus Green Bay, equaling the third best single-game total in franchise history, and the most since 1994. Totaled two other games with 10 tackles. Had his first career sack in the first Oakland game.

CAREER: Fourth-round 1993 draft choice who can play all three linebacking positions. Used primarily on special teams his first two-and-a-half seasons, before moving into the starting lineup due to an injury to Tyrone Stowe in 1995. Totals 187 tackles on defense and 36 on special teams. **1993:** Played 14 games and started at Houston in the nickel defense. Inactive against Cleveland and Denver due to a foot injury. Finished the season with 15 tackles and two tackles for loss on defense and 11 tackles on special teams, according to unofficial press box statistics. **1994:** Played 15-of-16 games, missing the Cincinnati game with an ankle sprain. Led team with 16 special teams tackles, according to unofficial press box statistics, including 14 solo stops. Backup middle linebacker and performer on short-yardage and goalline units. **1995:** Played 14 games, starting the last 10 at middle linebacker. Credited with 57 tackles, according to unofficial press box statistics, and a fumble recovery. Had a season-high 10 tackles in his first start against San Diego. Recovered a fumble at Washington. Inactive for games two and three with an elbow injury.

COLLEGE: Four-year letterman and three-year starter. Four-time first-team All-Southeastern Conference All-Academic choice. Second player in school history to be a four-time all-academic pick. Finished his career with 206 total tackles, 26 tackles for loss, 17 quarterback sacks, and four blocked kicks, two punts and two field goals. Holds school records for most sacks in a season with 10 and in a game with five versus Indiana, both in 1992. Established career highs in 1992 with 71 tackles, 15 tackles for loss, and 10 sacks. Played both strong outside linebacker and defensive tackle as a junior and was credited with 43 tackles and four sacks. Co-Defensive Lineman of the Year as a sophomore after registering 68 tackles. Redshirted in 1988. Played in the Blue-Gray and Senior Bowls after his senior season. Graduated at the end of the 1992 spring semester with a degree in Marketing.

PERSONAL: Lettered in football, basketball, and track at Holy Cross High School in Louisville, Kentucky. Team captain in football and was a National Honor Society member. Has been active with the DARE (Drug Awareness and Resistance Education) program, Big Buddies, Kentucky Special Olympics, and SMART (Science Math Achievement Rising Talent).

HALL OF FAME

The Seahawks make their second appearance in the Hall of Fame Game in 1997 when they face the Minnesota Vikings. Seattle defeated the Tampa Bay Buccaneers 34-0 in 1984.

WELLS' NFL RECORD

Club	G/S	Defense							
		Tkl	So	Ast	T/L	QB	PD	FF	FR
1993 Seattle	14/1	15	13	2	2.0	0.0	0	0	0
1994 Seattle	15/0	8	7	1	0.0	0.0	0	0	0
1995 Seattle	14/10	57	38	19	0.5	0.0	3	0	1
1996 Seattle	16/15	107	82	25	2.0	1.0	4	0	2
NFL TOTALS	59/26	187	140	47	4.5	1.0	7	0	3

Tackles for loss includes sacks.

ADDITIONAL STATISTICS

Special Teams Tackles: 1993 (Seattle) - 11 (10 solo, 1 assisted); 1994 (Seattle) - 16 (14/2); 1995 (Seattle) - 5 (4/1); **Career - 32 (28/4).**

SINGLE GAME HIGHS

Defense

Tackles (Solos and Assists): 16, vs. Green Bay 9/29/96 (12+4)


Tackles For Loss (Includes sacks): 1.0, 4 Times (Last: at Denver 12/1/96)

Sacks: 1.0, vs. Oakland 11/24/96

Interceptions: None

Forced Fumbles: None

Fumble Recoveries: 1, 3 Times (Last: at Miami 10/6/96)



33 DARRYL WILLIAMS S

Height: 6-0

Weight: 202

College: Miami

NFL Experience: 6th Year

How Acquired: UFA (Cincinnati 1996)

1996 Games Played/Started: 16/16

Career Games Played/Started: 80/76

Birthdate: January 8, 1970

Birthplace: Miami, FL

Residence: Cooper City, FL

1996: Started 16 games at free safety and led team with five interceptions and 148 return yards. Had two interceptions for 75 yards, including a 79-yard touchdown against San Diego. Also picked off two against the Bills. Totaled three takeaways in that game, two within the first 10:00, and set up 13 points. Earned AFC Defensive Player of the Week honors. Interception total was a career high and equaled the most by a Seahawks player since 1993, while the return yards ranked fifth for one season and the most since 1984. Preserved a 17-13 win at Tampa Bay with a last play interception. Fourth on the team with 80 tackles and co-led with 11 passes defended. Had 12 tackles against Oakland. Played in 99.5 percent of the plays, missing 5-of-1,066. Signed as an unrestricted free agent on February 21, reuniting him with his former college coach Dennis Erickson.

CAREER: Has played 80 straight games since being the second of two Cincinnati first-round draft choices in 1992, and was the 28th player picked overall. Played 64 straight games, starting the last 60 at free safety for Cincinnati before signing with the Seahawks as an unrestricted free agent. Durable player who has seen action on 99.3 percent of the defensive plays from 1993-96 (4,266-of-4,297), including (3,205-of-3,231). Led Cincinnati in tackles in 1993 with a career best 123 and was second in 1994 with 102 and 1995 with 98, just missing three straight 100-tackle seasons. Intercepted nine passes, returning one 97 yards for a touchdown versus Pittsburgh in 1993, the second-longest return in team history. Credited with 401 tackles, six quarterback sacks, 43 passes defended, five forced fumbles and six fumble recoveries. **1992:** Took over as the starter after four games and earned consensus all-rookie honors. Had four interceptions to set a single-season best. **1993:** Started 16 games and played 1,042-of-1,052 (99.1%) of the defensive snaps. Played every snap in 13 games, including 448 over the last

seven games. Leading tackler with a career-high 123 and added two sacks. Had a 97-yard interception return touchdown against Pittsburgh, the second-longest in team history. **1994:** Started 16 games and played 1,046-of-1,053 snaps (99.3%). Second in tackles with 102. Had 12 tackles, a team season high, versus Pittsburgh. Picked off two passes and was credited with one sack. **1995:** Started 16 games and played 1,117-of-1,126 snaps (99.2%). Totaled 98 tackles, 10 passes defended, one sack, and one interception. Added a team high three fumble recoveries. Had an interception and blocked a punt for a safety at Houston to stop a 10-game losing streak. Had 10 tackles against both Indianapolis and Houston. Led team in special teams tackles with 14.

HONORS: **1992**, *First-Team All-Rookie (College and Pro Football Newsweekly)*. **1996**, *AFC Defensive Player of Week 8 (vs. San Diego)*.

COLLEGE: Three-year letterman and two-year starter. First-team All-America choice by Associated Press, Kodak, and Walter Camp Foundation as a junior. Finished his career with 173 tackles, eight interceptions, four fumble recoveries and three blocked kicks. Returned two of the interceptions for touchdowns, both in 1991. Lettered as a true freshman on a national championship team in 1989. Also won a national title in 1991. Business major.

PERSONAL: Football and track letterman at American High School in Miami, Florida. All-district and all-state in football. Had a school record 92-yard interception return as a senior. Darryl and his wife, Marlina, have a son, Darryl, Jr. (4/8/96).

WILLIAMS' NFL RECORD

Defense

Club	G/S	Tkl	So	Ast	T/L	QB	PD	FF	FR
1992 Cincinnati	16/12	78	70	8	n/a	2.0	13	2	1
1993 Cincinnati	16/16	123	95	28	n/a	2.0	12	1	0
1994 Cincinnati	16/16	102	87	15	n/a	1.0	8	2	2
1995 Cincinnati	16/16	98	78	20	n/a	1.0	10	0	3
1996 Seattle	16/16	80	67	13	1.0	0.0	11	0	1
NFL TOTALS	80/76	481	397	84	n/a	6.0	54	5	7

Interceptions

Club	G/S	No	Yds	Avg	LG	TD
1992 Cincinnati	16/12	4	65	16.3	30	0
1993 Cincinnati	16/16	2	126	63.0	97t	1
1994 Cincinnati	16/16	2	45	22.5	33	0
1995 Cincinnati	16/16	1	1	1.0	1	0
1996 Seattle	16/16	5	148	29.6	79t	1
NFL TOTALS	80/76	14	385	27.5	97t	2

SINGLE GAME HIGHS

Defense

Tackles (Solos and Assists): 15, vs. San Diego 9/18/94 (10+5)

Tackles For Loss (Includes sacks): N/A

Sacks: 1.0, 6 Times (Last: vs. Minnesota 12/22/95)

Interceptions: 2, vs. San Diego 10/27/96; vs. Buffalo 12/8/96

Forced Fumbles: 1, 8 Times (Last: at Washington 11/19/95)

Fumble Recoveries: 2, at Denver 9/15/91

SEATTLE SINGLE GAME HIGHS

Defense

Tackles (Solos and Assists): 12, vs. Oakland 11/24/96

Tackles For Loss (Includes sacks): 1.0, at Oakland 12/22/96

Sacks: None

Interceptions: 2, vs. San Diego 10/27/96; vs. Buffalo 12/8/96


Passes Defended: 2, 4 Times (Last: vs. Buffalo 12/8/96)

Forced Fumbles: None

Fumble Recoveries: 1, vs. Buffalo 12/8/96

SUDDEN CHANGE

Darryl Williams picked off a career-high five passes in 1996 and returned them for 148 yards, the most by a Seahawks player since 1984. Included was a 79-yard touchdown return.



79 GRANT WILLIAMS T

Height: 6-7 **Weight:** 323
College: Louisiana Tech
NFL Experience: 2nd Year
How Acquired: College Free Agent ('96)
1996 Games Played/Started: 8/0
Career Games Played/Started: 8/0
Birthdate: May 10, 1974
Birthplace: Hattiesburg, MS
Residence: Redmond, WA

1996: Played eight games on special teams. Did not play in four games and was inactive for four. One of two free agent rookies to make the roster, along with fellow lineman Frank Beede. Also one of four rookie offensive linemen to make the roster.

COLLEGE: Two-year starter after transferring from Hinds Community College in Hinds, Mississippi. Lettered in both football and baseball in junior college. Graduated with a degree in Biology.

PERSONAL: Attended Clinton High School in Clinton, Mississippi, lettering in football, basketball, baseball, and track. Grant and his wife, Emily, were married on July 13, 1996.

WILLIAMS' NFL RECORD

Career Games Played/Started: 1996 (Seattle) - 8/0.



83 RONNIE WILLIAMS TE

Height: 6-3 **Weight:** 258
College: Oklahoma State
NFL Experience: 6th Year
How Acquired: Veteran Free Agent ('96)
1996 Games Played/Started: 14/3
Career Games Played/Started: 55/5
Birthdate: January 19, 1966
Birthplace: Wichita Falls, TX
Residence: Wichita Falls, TX

1996: Played 14 games, starting three. Inactive for two games, at Tampa Bay and versus San Diego. Started in two tight end sets versus Oakland, Buffalo, and Jacksonville. Finished the season by catching one pass in five-of-six games. Had a two-yard touchdown reception against Oakland, his first career score. Fumble recovery against Minnesota led to a touchdown. Signed as a free agent on July 19, two days after being waived by the Dolphins.

CAREER: Played the three seasons prior joining the Seahawks with the Miami Dolphins, appearing in 41 games and catching five passes for 54 yards. Entered the NFL as a free agent with the San Diego Chargers in 1988. Also played with the Indianapolis Colts and in the World League after being out of football for one year.

1988: Missed the entire season on injured reserve after suffering a groin injury. **1989:** Spent the season on the Colts developmental squad. **1990:** Did not play football. **1991:** Played with the San Antonio Raiders of the World League and caught a team-leading 30 passes for 321 yards. **1992:** Caught 20 passes for 216 yards and four touchdowns. Had a World League record three touchdowns versus Frankfurt. **1993:** Played 11 games with the Dolphins after signing as a free agent on September 15. Had gone to camp with the New Orleans Saints. **1994:** Played 14 regular season games and two playoff contests. Inactive against New England and the New York Jets. Made his first career reception versus Kansas City. Credited with 12 special teams tackles. **1995:** Played 16 games with two starts. Also played one postseason game.

COLLEGE: Four-year letterman who started at quarterback his first three seasons. Switched to receiver as a senior. Completed 264-of-349 passes for 2,109 yards, with nine touchdowns. Caught 26 passes for 304 yards as a senior. Hotel and Restaurant Management major.

PERSONAL: Played football and basketball at S.H. Rider High School in Wichita Falls, Texas. Is a polished record disc jockey.


WILLIAMS' CAREER RECORD

Club	G/S	Receiving			LG	TD
		No	Yds	Avg		
1988 San Diego		Injured Reserve				
1989 Indianapolis		Developmental Squad				
1990		Did Not Play Football				
1991		World League				
1992		World League				
1993 Miami	11/0	0	0	0.0	0	0
1994 Miami	14/0	2	26	13.0	17	0
1995 Miami	16/2	3	28	9.3	13	0
1996 Seattle	14/3	5	25	5.0	11	1
NFL TOTALS	55/5	10	79	7.9	17	1

ADDITIONAL STATISTICS

World League: 50 receptions for 537 yards, 10.7 avg., 4 touchdowns.

Special Teams Tackles: 1993 (Miami) - 4; 1994 (Miami) -12; 1996 (Seattle) - 6 (2/4); **Career - 22.**



27 WILLIE WILLIAMS CB

Height: 5-9

Weight: 180

College: Western Carolina

NFL Experience: 5th Year

How Acquired: UFA (Pittsburgh 1997)

1996 Games Played/Started: 15/14

Career Games Played/Started: 63/60

Birthdate: December 26, 1970

Birthplace: Columbia, SC

Residence: Columbia, SC

1997: Signed as an unrestricted free agent from the Pittsburgh Steelers on February 18.

CAREER: Played his first four seasons with Pittsburgh after being drafted on the sixth round in 1993. Played 63 games with 60 starts and was credited with 167 tackles and had eight interceptions, three forced fumbles and two fumble recoveries. Led the AFC in interceptions in 1995 with seven. **1993:** Played 16 regular season and one postseason game as a reserve, despite breaking his wrist in game four. Credited with nine tackles on defense and six on special teams, including a forced fumble. **1994:** Played 16 games and both postseason contests. Made first career start at Pittsburgh as an extra defensive back. Led team with 19 special teams tackles, including 12 solo stops. Had five special teams tackles at San Diego. **1995:** Started 15-of-16 games, playing but not starting at Houston in game two. Led the AFC and was third in the NFL with seven interceptions. Started the season as the starting right cornerback, did not start at Houston, then started 11-of-14 games at left cornerback. Started the other three games on the right side, versus Jacksonville, at Cincinnati, and versus Houston. Picked off two passes versus San Diego and returned one 63 yards for a touchdown. Also picked off two at Oakland and had an interception and fumble recovery versus Cleveland on consecutive series. Named AFC Defensive Player of the Month after recording 27 tackles, and three interceptions. Posted a career high 77 tackles, a total that led all defensive backs and finished third overall. Single-game best nine came at Oakland. Started all three postseason games at left cornerback, including Super Bowl XXX. Led the

secondary with 15 tackles, including a touchdown-saving stop in the AFC Championship Game. Had five tackles versus Dallas.

1996: Played 15 games, starting 14, at right cornerback. Did not play at Jacksonville because of a shoulder injury. Totaled 76 tackles, one off his 1995 single-season best and one interception. Had his first career sack, a forced fumble and four passes defended versus Houston. Started both postseason games and was credited with six tackles.

HONORS: *1995, AFC Defensive Player of the Month for December.*

COLLEGE: Three-year starter. First-team All-Southern Conference choice as a senior after recording 62 tackles and one interception. Two-time second-team pick. Had single-season bests of 87 tackles as a junior and three interceptions as a sophomore. Finished his career with 217 tackles, 41 passes defended, six interceptions, six tackles for loss, and a sack. Tackle totals set a school record for a defensive back. Passes defended were also a record. Majored in Sports Management.

PERSONAL: Member of a state championship team as a senior at Spring Valley High School in Columbia, South Carolina. Intercepted eight passes and averaged 30.0 on kickoff returns as a senior. Also played wide receiver and lettered in track. Owns a real estate company in Columbia, The Canaan Group. Willie and his wife, Melissa, have a son, Dominique (8/6/95). Melissa has a degree in Office Administration from South Carolina and a Master's Degree in Human Resources Management.

WILLIAMS' NFL RECORD

Interceptions

Club	G/S	No	Yds	Avg.	LG	TD
1993 Pittsburgh	16/0	0	0	0.0	0	0
1994 Pittsburgh	16/1	0	0	0.0	0	0
1995 Pittsburgh	16/15	+7	122	17.4	63t	1
1996 Pittsburgh	15/14	1	1	1.0	1	0
NFL TOTALS	63/30	8	123	15.4	63t	1

+ AFC leader

Defense

Club	G/S	Tkl	So	Ast	T/L	QB	PD	FF	FR
1993 Pittsburgh	16/0	9	7	2	n/a	0.0	1	0	0
1994 Pittsburgh	16/1	5	5	0	n/a	0.0	2	0	0
1995 Pittsburgh	16/15	77	69	8	4.0	0.0	17	1	1
1996 Pittsburgh	15/14	76	66	10	n/a	1.0	19	2	1
NFL TOTALS	63/30	167	147	20	n/a	1.0	39	3	2

Tackles for loss includes sacks.

Postseason Defense

Club	G/S	Tkl	So	Ast	T/L	QB	PD	FF	FR
1993 Pittsburgh	1/0	2	2	0	n/a	0.0	0	0	0
1994 Pittsburgh	2/0	0	0	0	n/a	0.0	0	0	0
1995 Pittsburgh	3/3	15	11	4	0.5	0.0	4	0	0
1996 Pittsburgh	2/2	6	6	0	0.0	0.0	1	0	0
NFL TOTALS	8/5	23	19	4	n/a	0.0	5	0	0

ADDITIONAL STATISTICS

Special Teams Tackles: 1993 (Pittsburgh) - 6 (5 solo, 1 assist); 1994 (Pittsburgh) - 19 (12/7); 1995 (Pittsburgh) - 2 (2/0); 1996 Pittsburgh - 0; **Career - 27 (19/8).**

Postseason: Interceptions: 1996 (Pittsburgh) - 1 for 0 yards; **Special Teams Tackles:** 1993 (Pittsburgh) - 0; 1994 (Pittsburgh) - 1 (1 solo); 1995 (Pittsburgh) - 0; 1996 (Pittsburgh) - 0; **Career - 1 (1/0).**

SINGLE GAME HIGHS

Defense

Tackles (Solos and Assists): 9, at Oakland 12/10/95 (6+3)

Tackles For Loss (Includes sacks): n/a


Sacks: 1.0, vs. Houston 9/29/96

Interceptions: 2, vs. San Diego 10/1/95; at Oakland 12/10/95

Longest Return: 63, vs. San Diego 10/1/95 (TD)

Forced Fumbles: 1, 3 Times (Last: vs. Miami 11/25/96)

Fumble Recoveries: 1, 2 Times (Last: at Cleveland 11/26/95; at Carolina 12/22/96)



90 GLEN YOUNG

LB

Height: 6-3 **Weight:** 250
College: Syracuse
NFL Experience: 3rd Year
How Acquired: UFA (San Diego 1997)
1996 Games Played/Started: 6/1
Career Games Played/Started: 22/1
Birthdate: May 2, 1969
Birthplace: Scarborough, Ontario
Residence: San Diego, CA

1997: Signed as an unrestricted free agent on June 2.

CAREER: Veteran linebacker who's spent the last two seasons with the San Diego Chargers. Apprenticed on the practice squad of the Los Angeles Raiders and Chargers before playing all 16 games in 1995. **1993:** Signed with the Los Angeles Raiders as an undrafted free agent and spent the entire season on the practice squad. **1994:** Signed with the Buffalo Bills as a free agent, was waived, and signed with the Chargers on October 4. Spent the rest of the season on the practice squad. **1995:** Played 16 games as a reserve linebacker and special teams performer and was credited with 26 tackles and one sack. Ranked second with 11 special teams tackles and added a fumble recovery. Inactive due to a groin injury versus the Indianapolis Colts in the wild card game. **1996:** Played six games with one start. Intercepted his first career pass against the Seahawks in the season opener. Missed games 3-7 with a calf injury before suffering a knee injury in game 11. Placed on injured reserve on November 23 and missed the rest of the season.

COLLEGE: Four-year letterman and three-year starter at inside linebacker. Named team's Most Valuable Defensive Player as a junior and senior. Led team in tackles both seasons with 140 and 138, respectively. First-team All-Big East and team captain as a senior. Played in four bowl games and also played in the Japan and Hula Bowl all-star games. Majored in Biology.

PERSONAL: Played two seasons on football in high school, the first at Neil McNeil High and the second at St. Mike's High, both in Toronto, Ontario, Canada. Played linebacker, guard, and fullback. Also lettered in softball, wrestling and track. Threw the discus for the Canadian national track team. Glen and his wife Gina, live in San Diego.

YOUNG'S NFL RECORD

Club	G/S	Defense				QB	PD	FF	FR
		Tkl	So	Ast	T/L				
1993 L.A. Raiders									
1994 San Diego									
1995 San Diego	16/0	26	23	3	n/a	1.0	0	0	0
1996 San Diego	6/1	12	7	5	n/a	0.0	2	0	0
NFL TOTALS	22/1	38	30	8	n/a	1.0	2	0	0

Totals include special teams statistics. Tackles for loss includes sacks.

ADDITIONAL STATISTICS

Interceptions: 1996 (San Diego) - 1 for -1 yards.

Special Teams Tackles: 1995 (San Diego) - 11 (11 solo); 1996 (San Diego) - 7 (6/1); **Career Totals - 18 (17/1).**

SINGLE GAME HIGHS

Defense

Tackles (Solos and Assists): 7, vs. Cleveland 12/3/95 (5+2)

Tackles For Loss (Includes sacks): n/a



Sacks: 1.0, vs. Oakland 11/27/95

Interceptions: 1, vs. Seattle 9/1/96

Forced Fumbles: None


Fumble Recoveries: None

DRAFT CHOICES AND FREE AGENTS



SEAHAWKS 1997 DRAFT CHOICES

- 1a. **Shawn Springs** **CB** **6-0** **195** **Ohio State**
(choice from Atlanta Falcons on March 28, 1997)
- 1b. **Walter Jones** **T** **6-5** **300** **Florida State**
(choice from St. Louis Rams through New York Jets and Tampa Bay Buccaneers on April 19, 1997)
- 1c. (choice to Atlanta Falcons on March 28, 1997)
(choice from Chicago Bears on February 18, 1997)
- 1d. (choice to Tampa Bay Buccaneers on April 19, 1997)
- 2. (choice to Atlanta Falcons on March 28, 1997)
- 3a. (choice to Tampa Bay Buccaneers on April 19, 1997)
(choice from Atlanta Falcons on March 28, 1997)
- 3b. (choice to Atlanta Falcons on March 28, 1997)
- 4a. (choice to Atlanta Falcons on March 28, 1997)
(choice from Baltimore Ravens for G Jeff Blackshear on March 12, 1996)
- 4b. (choice to Chicago Bears on February 18, 1997)
- 5. **Eric Stokes** **S** **5-11** **200** **Nebraska**
- 6. **Itula Mili** **TE** **6-4** **265** **Brigham Young**
- 7. **Carlos Jones** **CB** **5-10** **180** **Miami**



24 SHAWN SPRINGS **CB**

Ht: 6-0 Wt: 195 D1a
Ohio State Born: 3/11/75

1997: Selected with the third overall pick in the draft. Seattle had acquired the choice from the Atlanta Falcons on March 28 along with a third round pick for first (11th overall), second, third, and fourth round choices. Seattle had acquired the 11th overall pick from the Chicago Bears for quarterback Rick


Mirer on February 18, 1997.

COLLEGE: Started all 37 games over his final three seasons after redshirting in 1993. First-team All-Big 10 Conference as a sophomore and junior. All-conference all-academic pick. Big Ten Defensive Player of the Year in 1996 as selected by the conference coaches despite not having an interception. Finished that season with 39 tackles and a team-leading 15 passes defensed. Had four passes defensed in a 17-16 win over Arizona State in the Rose Bowl. Returned 17 punts for an 11.2 yard average. Sophomore All-America pick in 1995 by *Girdiron Report*. Led team with five interceptions and added 52 tackles. Averaged 26.8 yards on 11 kickoff returns, including a 97-yard touchdown versus Boston College in the Kickoff Classic. Freshman All-America in 1994 as chosen by *Football News*. Recorded 61 tackles and one interception. Finished his career with 152 tackles, six interceptions and five tackles for loss. Averaged 25.2 yards on 20 kickoff returns with one touchdown and 9.5 on 27 punt returns. Majored in Business.

PERSONAL: All-state choice at Springbrook High School in Silver Springs, Maryland. Played both cornerback and tailback in football and ran sprints relays and the long jump. His father, Ron, was a running back at Ohio State from 1976-78, and played in the NFL



with the Dallas Cowboys from 1979-84. Ron Springs rushed for 2,108 yards and 28 touchdowns and added 222 receptions for 2,029 yards and 10 scores. Shawn Springs was born in Williamsburg, Virginia.




71 WALTER JONES T

Ht: 6-5 Wt: 300 D1b
Florida State Born: 1/19/74

1997: Selected with the sixth overall pick on the first round of the draft. Choice was acquired from the Tampa Bay Buccaneers on draft day for the Seahawks 12th overall choice in the first round and a third round choice obtained from the Atlanta Falcons on March 28th.

COLLEGE: Second-team All-Atlantic Coast Conference choice as a junior. ACC Lineman of Week versus North Carolina State. Eight-time winner of the Victors Club given to the player for exceptional performance. Redshirted in 1995 after transferring from Holmes Community College in Holmes, Mississippi. Lettered two seasons and was named Mississippi Junior College Player of the Year by the *Jackson Clairon-Ledger* in 1994. Allowed just one sack in two seasons. Also played some tight end in the second half the 1994 season. Criminology major.

PERSONAL: Football and basketball letterman at Aliceville High School in Aliceville, Alabama. Born in Aliceville.



37 ERIC STOKES S

Ht: 5-11 Wt: 200 D5
Nebraska Born: 12/18/73

1997: Selected with the 12th pick on the fifth round, the 142nd overall choice.

COLLEGE: Four-year letterman. Started at free safety as a senior and cornerback as a junior. Finished his career with 115 tackles, three interceptions, and 10 passes defended

in 48 games, with 15 starts. Had a single-season high 49 tackles in 1996 along with an interception. Started 13 games at free safety but also played rover and cornerback. Opened the first two games of his junior year at left cornerback before moving to free safety. Capped the season with an interception against Florida in the Fiesta Bowl. Redshirted in 1992 and played as a reserve cornerback and safety in 1993 and 1994. Graduated with a degree in Sociology.

PERSONAL: All-state choice in football at Lincoln East High

FIRST-ROUNDERS

The selection of Shawn Springs and Walter Jones marked the first time the Seahawks have utilized two first-round draft choices. Seattle ended the season with the 12th overall choice and added the 11th after trading Rick Mirer to the Chicago Bears. They dealt the 11th pick to the Atlanta Falcons for the third choice, which was used to draft Springs. The 12th choice was traded during the round to the Tampa Bay Buccaneers for the sixth choice, which was used on Jones.

School in Lincoln, Nebraska. Holds school records for career (2,309) and season (1,203) rushing yards. Also lettered in basketball and track. Born in Heabron, Nebraska.



49 ITULA MILI **TE**

Ht: 6-4 **Wt: 265** **D6**
Brigham Young **Born: 4/20/73**

1997: Selected with the 11th pick on the sixth round, the 174th overall choice.

COLLEGE: Four-year letterman who played tight end fullback, and h-back. Finished his career with 126 receptions for 1,777 yards and 11 touchdowns in 40 games, with 22

starts. First-team All-Western Athletic Conference as a senior after catching a single-season best 46 passes for 692 yards and three scores in 14 games. Had 108 yards on nine receptions versus Washington. Injured his knee in the WAC title game and missed the Cougars bowl game. Started at fullback and h-back as a junior and caught 36 passes for 440 yards and three scores. had two 100-yard games, 101 on four receptions versus Utah State and 108 on five against Fresno State. Played six games, with three starts, as a freshman. Served on an LDS mission to New Zealand in 1992 and 1993. Majored in Geography.

PERSONAL: Lettered in football, basketball, and track at Kahuku High School in Laie, Hawaii. Football team won state championships as a junior and senior. All-state choice as a wide receiver. State high jump champion as a junior despite school not having a pit for him to practice. Born in Kahuku, Hawaii.



30 CARLOS JONES **CB**

Ht: 5-10 **Wt: 180** **D7**
Miami **Born: 8/31/73**


1997: Selected with the 12th pick on the seventh round, the 211th overall choice.

COLLEGE: Four-year letterman who was recruited by Seahawks head coach Dennis Erickson and played for him from 1992-94. Started as a sophomore and junior earning first-

team All-Big East honors in 1994 and was a second-team choice in 1995. Had a team-leading 12 passes defensed in 1995 and one interception while starting 11 games. Started 12 games in 1994 and had five interceptions and nine passes defensed. Returned an interception 16-yard for a touchdown in a 34-20 win over Florida State. Had two interceptions versus West Virginia and had one against Nebraska in the Orange Bowl. Played in six games in 1996 despite being hampered by injuries. Played 12 games as a reserve in 1993 and had 17 tackles. Finished his career with 90 tackles and seven interceptions in 41 games, with 23 starts. Big East Conference indoor 55-meter and 200-meter and outdoor 100-meter champion in 1993. Graduated with a degree in Sociology.

PERSONAL: Team Most Valuable Player at Archbishop Shaw High School in Marrero, Louisiana. *Parade Magazine* All-America choice. Played defensive backs and quarterback. State 100-meter dash (10.4) titlist and set the school record in the 200-meters (21.6). Born in New Orleans, Louisiana.

COLLEGE FREE AGENTS




10 JIM ARELLANES QB

Ht: 6-3 Wt: 217
Fresno State Born: 1/30/74

COLLEGE: Played one-and-a-half seasons at Fresno State after transferring from Los Angeles Valley College. Completed 275-of-453 passes for 4,026 yards with 26 touchdowns and 20 interceptions in 19 games, with 15 starts. Started all 11 games in 1996 and threw for 13 touchdowns and

2,487 yards. Originally enrolled at Northern Arizona where he backed up Jeff Lewis for one season after redshirting. Played the 1994 season at Los Angeles Valley in Van Nuys, California, and set school records with 3,909 passing yards and 30 touchdowns. Named Western State Conference Offensive Player of the Year after a 10-1 season. Had 639 yards passing versus Bakersfield and had 426 in the Orange County Bowl versus Rancho Santiago Junior College. Received AA degree in Criminology from Los Angeles Valley.

PERSONAL: Two-time all-league choice in football and a three-time pick in baseball at El Rancho High School in Pico Rivera, California. Also lettered in basketball. Whitmont League MVP as a senior. Led team to two league titles. Born in Los Angeles.



4 PAUL BURTON P

Ht: 5-11 Wt: 191
Northwestern Born: 7/8/73


COLLEGE: Four-year letterman. First-team All-Big Ten as a sophomore and second-team as a senior. Second in school history with a 41.5 yard career average on 210 punts in 46 games. Averaged 44.9 yards as a senior to rank second in the conference. Second-best single-season average in school history. Holds single-game

record at 56.6 yards on five punts versus Air Force in 1994 and Indiana in 1995. Highest average in the conference since 1949. Tied school record with a 90-yard punt against Indiana in 1995. Led conference in average at 43.0 in 1994. Majored in Communications Studies.

PERSONAL: Three-year letterman in football as a quarterback and punter at Framingham High School in Framingham, Massachusetts. Also lettered in both indoor and outdoor track. His



father, Ron, Sr., was an All-America running back at Northwestern in 1959. Three older brothers, Ron, Jr., (1985-87), Steve (1982-84), and Phil (1990-93) also played at Northwestern. All five played in the 1993 Varsity/Alumni Game. Born in Framingham.



47 JAMAL CLARK TE

Ht: 6-5

Wt: 252


UCLA

Born: 1/21/74

COLLEGE: Four-year letterman who was recruited as a linebacker and switched to tight end early in 1993. Played mainly in short yardage situations until 1996. Recorded 20 of his 21 career receptions as a senior for 236 yards, playing in 11 games with four starts. Finished his career with 21 receptions for 241 yards in 29

games. Redshirted in 1992. Graduated in June, 1997, with a degree in Sociology.

PERSONAL: All-state pick at Hopkins High School in Minnetonka, Minnesota. Also lettered in basketball and baseball. A cousin, Rolando Blackmon, played in the National Basketball Association. Born in Golden Valley, Minnesota.



15 ANDRE COOPER WR

Ht: 6-2

Wt: 190


Florida State

Born: 6/21/75

COLLEGE: Four-year letterman and two-year starter. First-team All-Atlantic Coast Conference choice as a junior and a senior. Finished fourth in school history with 140 receptions for 1,930 yards and 27 touchdowns. Caught 71 passes for 1,002 yards and a school record 15 touchdown passes. Receptions ranked third in school

history for a single season. Had six career 100-yard games, including five in 1995. Set career highs with 12 receptions for 182 yards versus Maryland in 1995. Had 30 receptions for 420 yards with four touchdowns in 1996, playing in nine games. Played in the Senior Bowl. Member of the basketball squad in 1993. Political Science major.

PERSONAL: *USA Today* Florida Prep Player of the Year as a senior at Fletcher High School in Jacksonville, Florida. Caught 67 passes for 1,060 yards and 12 touchdowns as a senior. Had 105 career receptions for 1,861 yards and 20 touchdowns. Earned all-state honors in basketball and was runner-up in voting for Florida's Mr. Basketball in 1993. Born in Camden, South Carolina.



69 PETE DiMARIO T

Ht: 6-4



Wt: 285

Alabama


Born: 8/3/72

COLLEGE: Four-year letterman and two-year starter. Played right guard and right tackle as a freshman before moving to right tackle as a sophomore. Started every game as a junior and played more snaps than any other offensive lineman. Redshirted in 1992. Majored in Human Performance.

PERSONAL: Played guard at Central High School in Tuscaloosa, Alabama. Born in Tuscaloosa.

**62 MYRON ELZY DT****Ht: 6-3 Wt: 308**
Central State Born: 3/8/72**COLLEGE:** Played four seasons, starting the last two, at Central State (Ohio). Credited with 92 career tackles in 37 games, including 12.5 sacks. Had 45 tackles in 1995 and 32 in 1996. Single-game best 11 tackles came versus Arkansas-Pine Bluff as a senior. Majored in Physical Education.**PERSONAL:** Four-time all-league choice at Warren Western Reserve High School in Warren, Ohio. Born in Warren.**61 NICK GIANACAKOS DE****Ht: 6-4 Wt: 262**
Boston College Born: 3/9/74**COLLEGE:** Four-year letterman and starter for two-and-a-half seasons. Finished his career with 134 tackles, 23 tackles for loss, and 11 sacks in 31 games, including 27 starts. Had 61 tackles and nine tackles for loss in 1996 and 52 tackles with 14 tackles for loss and five sacks in 1995. Recruited as a tight end and redshirted in 1992.


Moved to defensive end in 1993. Played in the Blue-Gray All-Star game. Majored in Sociology.

PERSONAL: Football, basketball, and baseball letterman at Morton West High School in Berwyn, Illinois. Two-time all-conference choice in football and team captain in basketball. Born in Oak Park, Illinois.**39 ALONZO HAMPTON CB****Ht: 5-11 Wt: 170**
N.E. Louisiana Born: 10/9/73**COLLEGE:** Four-year letterman and three-year starter. Started all 11 games at right cornerback as a senior and posted a career-high 70 tackles. Had 69 stops as a junior in 11 starts, seven at free safety and four at right cornerback. Started 11 games at free safety in 1994. Redshirted in 1992. Completed his career with 201 tackles

and six interceptions in 43 games, with 33 starts. Had 18 starts at free safety and 15 at cornerback. Graduated in May 1996 with a degree in Business Management.

PERSONAL: Football, basketball, and track letterman at West Monroe High School in West Monroe, Louisiana. Won the 400-meter dash at the Arkansas Meet of Champions. Born in Warren, Arkansas.**SUCCESS STORIES**

The Seahawks have had five players who originally signed as free agents selected to play in the annual AFC-NFC Pro Bowl game. Quarterback Dave Krieg played in the game following the 1984, 1988, and 1989 seasons; kicker Norm Johnson was chosen after the 1984 season as was defensive tackle Joe Nash. Special teams performer Rufus Porter was voted in after the 1988 and 1989 seasons. Safety Eugene Robinson was selected after the 1992 and 1993 seasons.



73 J INA

G

Ht: 6-3

Wt: 290


Miami

Born: 7/7/74

COLLEGE: Four-year letterman and three-year starter. First-team All-Big East choice as a senior after starting 11-of-12 games at right tackle. Started 11 games as a junior in 1995, 10 at right tackle and one, versus Rutgers, at right guard. Only offensive lineman to start every game. Moved from defensive tackle to offensive tackle in

the spring prior to his freshman season and saw action as a reserve. Started two games at strong side guard as a sophomore. Redshirted as a freshman defensive tackle in 1992. Moved to the offensive line in 1993. Recruited to Miami by current Seahawks Head Coach Dennis Erickson. Majored in History with a minor in Secondary Education.

PERSONAL: First-team all-state choice at Franklin High School in Franklin, Louisiana. Team captain as a senior and named best defensive player. High school also produced former NFL defensive end Leonard Marshall. Also lettered in basketball, baseball, and track. His father, James, was a four-year football letterman at Southern University and went to training camp with the Chicago Bears. Born in Franklin. Last name is pronounced EYE-nuh.



51 DAVID KEMPFERT

C

Ht: 6-4

Wt: 288

Montana

Born: 5/11/74

COLLEGE: Four-year starter after redshirting in 1992. Two-time first-team All-Big Sky Conference choice. Three-time first-team all-academic choice. Team led the country in total offense (512.5 yards per game) in 1995. Shared Sophomore of the Year honors. Played in the Hula Bowl. Recorded a 3.27 grade point average

in Pre-Physical Therapy, and graduated in May, 1997.

PERSONAL: First-team Academic all-state choice at Hellgate High School in Missoula, Montana. A brother, Matt, lettered three times in basketball at Montana, and played overseas. His father, Al, is Executive Director of the Grizzly Athletic Association. Born in Thousand Oaks, California.



59 LeVANCE McQUEEN

LB

Ht: 6-0


Wt: 242

Duke

Born: 10/3/76

COLLEGE: Three-year letterman. Ended his career with 93 total tackles and with three sacks in 26 games. Started twice at middle linebacker in 1996. Had a single-season high 43 tackles in 1995 in eight games, including 11 versus Wake Forest.


PERSONAL: Tri-Six Conference Offensive Player of the Year as a senior at Triton High School in Dunn, North Carolina. Rushed for 881 yards and 16 touchdowns. Four-time all-conference choice. Also lettered in track and basketball. Born in Fayetteville, Arkansas.

**65 LARRY MOORE G****Ht: 6-3 Wt: 291**
Brigham Young Born: 6/1/75**COLLEGE:** Two-time first-team All-Western Athletic Conference choice after transferring from junior college. Chosen as a center as a senior after earning honors at guard as a junior. All-Mission Conference first-team choice and team Most Valuable Player at Grossmont Junior College in El Cajon, California. Earned Scholar-

Leader honors from the National Football Foundation and Hall of Fame at El Cajon. Played in the East-West Shrine Game. Computer Science major with a minor in pre-Medicine. Hopes to work in pediatric medicine.


PERSONAL: Played center, guard, and tackle at Monte Vista High School in Spring Valley, California. Also lettered in wrestling. Born in San Diego, California.**58 TYRELL PETERS LB****Ht: 6-0 Wt: 230**
Oklahoma Born: 8/4/74**COLLEGE:** Four-year letterman and three-year starter. First-team All-Big Eight Conference choice as a junior and a second-team All-Big 12 pick as a senior. Led the team in tackles as a senior with 113 and as a sophomore with 101. Totaled a single-season best 121 tackles as a junior. Finished his

career with 371 tackles, 24 tackles for loss, five sacks, and two interceptions in 44 games, with 34 starts. Credited with 204 solo tackles. Had 12 tackles for loss as a sophomore. Played every game as a true freshman in 1993 and totaled 11 tackles versus Texas Tech in the John Hancock Bowl in his first start. Communications major.

PERSONAL: Rushed for 1,300 yards and had 142 tackles as a senior at Norman High School in Norman, Oklahoma. Defensive Player of the Year by the *Daily Oklahoman*. Also lettered in basketball, baseball, and track. Born in Oklahoma City, Oklahoma.**19 ROBERT WILSON WR****Ht: 5-11 Wt: 176**
Florida A&M Born: 6/23/74**COLLEGE:** Three-time first-team All-Mid Eastern Athletic Conference choice. Four-year letterman. Finished his career with a school record 210 receptions for 3,027 yards, with 25 touchdowns, in 45 games. Set single-season marks with 78 receptions and 1,161 yards as a senior. Tied another

mark with 10 touchdown receptions. Caught 50 passes for 664 yards and eight scores as a junior and 58 for 857 and five as a sophomore. Played every game as a redshirt freshman and caught 24 for 345 yards and two scores. Majored in Business Economics.

PERSONAL: Attended Jefferson County High School in Monticello, Florida, lettering in football, basketball, track, and weightlifting. A relative, Ernest Givins, played wide receiver in the NFL with Houston and Jacksonville. Born in Tallahassee, Florida.



**1997
OPPONENTS**

MINNESOTA VIKINGS

NFL Hall of Fame Game
Sat., July 26, Fawcett
Stadium, Canton, Ohio,
11:30 a.m. (ABC)



ADDRESS: 9520 Vikings Drive,
Eden Prairie, Minnesota 55344

PHONE: (612) 828-6500

PRESIDENT/CEO: Roger Headrick

VP/ADMINISTRATION/TEAM OPERATIONS: Jeff Diamond

HEAD COACH (CAREER RECORD): Dennis Green (47-43 in 5 seasons)

ASSISTANT COACHES: Brian Billick (offensive coordinator), Foge Fazio (defensive coordinator), Jeff Friday (assistant strength and conditioning), Carl Hargrave (running backs), John Levra (defensive line), Chip Myers (wide receivers), Tom Olivadotti (inside linebackers), Ray Sherman (quarterbacks), Mike Tice (offensive line), Trent Walters (outside linebackers), Steve Wetzel (strength and conditioning), Gary Zauner (special teams)

PUBLIC RELATIONS DIRECTOR: Dave Pelletier

STADIUM (CAPACITY): Hubert H. Humphrey Metrodome (64,035)

TEAM COLORS: Purple, Gold, and White

1996 RECORD (FINISH): 9-7-0 (2nd, NFC Central). Lost NFC Wild Card Playoff Game at Dallas Cowboys, 40-15.

1996 SCORING LEADER: Scott Sisson, 30-of-30 PATs, 22-of-29 FGs, 96 points

1996 RUSHING LEADER: Robert Smith, 162 atts., 692 yds., 4.3 avg., 57 LG, 3 TDs

1996 PASSING LEADER: Brad Johnson, 311 atts., 195 comp., 62.7%, 2,258 yds., 17 TDs, 10 Ints., 89.4 rating

1996 RECEIVING LEADER: Cris Carter, 96 for 1,163 yds., 12.1 avg., 43t LG, 10 TDs

1996 INTERCEPTION LEADER: Orlanda Thomas, 5

1996 SACK LEADER: John Randle 11.5

PRESEASON RESULTS: Seattle 4, Minnesota 3

08/02/79	— *W	12-9	60,881	08/22/86	— W	27-17	57,730
08/21/82	— L @	3-7	57,880	08/14/93	— L @	10-23	42,240
08/19/83	— L	17-19	54,402	08/20/94	— W +	30-19	45,497
08/24/85	— W @	27-10	56,562				

* overtime; + Husky Stadium

ARIZONA CARDINALS

Sat., Aug. 2, Kingdome
7:00 p.m. (KING 5,
preseason)

ADDRESS: P.O. Box 888
Phoenix, AZ 85001-0888

PHONE: (602) 379-0101

PRESIDENT: William V. Bidwell

VICE PRESIDENT: Larry Wilson

HEAD COACH (CAREER RECORD): Vince Tobin (7-9-0 in one season)

ASSISTANT COACHES: Geep Chryst (tight ends/quality control), Al Everest (special teams), Joe Greene (defensive line), Dick Jamieson (offensive coordinator), Larry Marmie (defensive backs), Carl Mauck (offensive line), Dave McGinnis (defensive coordinator), Glenn Pires (linebackers), Vic Rapp (wide receivers), Bob Rogucki (strength and conditioning), Johnny Rowland (running backs)

PUBLIC RELATIONS DIRECTOR: Paul Jensen

STADIUM (CAPACITY): Sun Devil Stadium (73,273)

TEAM COLORS: Cardinal Red, Black, and White



1996 RECORD (FINISH): 7-9-0 (4th, NFC East). Did not qualify for the playoffs.

1996 SCORING LEADER: Kevin Butler, 17-of-19 PATs, 14-of-17 FGs, 59 points

1996 RUSHING LEADER: LeShon Johnson, 141 atts., 634 yds., 4.5 avg., 70t LG, 3 TDs

1996 PASSING LEADER: Boomer Esiason, 339 atts., 190 comp., 56.0%, 2,293 yds., 11 TDs., 14 Ints., 70.6 rating

1996 RECEIVING LEADER: Larry Centers, 99 for 766 yds., 7.7 avg., 39 LG, 7 TD

1996 INTERCEPTION LEADER: Aeneas Williams, 6

1996 SACK LEADER: Simeon Rice, 12.5

PRESEASON RESULTS: Seattle 6, Arizona 3

08/14/81	— L	21-30	55,520	08/11/90	— W @	34-9	31,316
08/13/82	— W	14-0	55,575	08/03/91	— L	13-31	49,448
08/17/84	— W	17-7	53,772	08/22/92	— W	17-10	51,007
08/22/87	— L @	21-28	25,309	1987 game played in St. Louis			
08/04/88	— W	21-14	54,778				
08/11/89	— *W @	16-10	37,158	* Overtime			

SAN FRANCISCO 49ERS

**Sat., Aug. 9, 3Com Park,
6:00 p.m. (KING 5,
preseason)**

**Sun., Dec. 21, Kingdome,
5:00 p.m. (ESPN)**

ADDRESS: 4949 Centennial Blvd.
Santa Clara, California 95054

PHONE: (408) 562-4949

OWNER: Edward J. DeBartolo, Jr.

VICE PRESIDENT/DIRECTOR OF FOOTBALL OPERATIONS: Dwight Clark

HEAD COACH (CAREER RECORD): Steve Mariucci (first season)

ASSISTANT COACHES: Jerry Attaway (physical development coordinator), Michael Barnes (strength development), Dwaine Board (defensive line), Jaime Hill (defensive assistant), Larry Kirksey (wide receivers), Greg Knapp (offensive assistant), John Marshall (defensive coordinator), Bobb McKittrick (offensive line), Bill McPherson (defensive assistant), Jim Mora, Jr. (defensive backs), Marty Mornhinweg (offensive coordinator), Patrick Morris (tight ends), Tom Rathman (running backs), Richard Smith (linebackers), George Stewart (special teams)

DIRECTOR OF PUBLIC/COMMUNITY RELATIONS: Rodney Knox

STADIUM (CAPACITY): 3Com Park (70,207)

TEAM COLORS: Forty Niners Gold and Scarlet

1996 RECORD (FINISH): 12-4-0 (T1st NFC West). Won NFC Wild Card Game versus Philadelphia Eagles, 14-0. Lost NFC Divisional Playoff Game at Green Bay Packers, 35-14.

1996 SCORING LEADER: Jeff Wilkins, 40-of-40 PATs, 30-of-34 FGs, 130 points

1996 RUSHING LEADER: Terry Kirby, 134 atts., 559 yds., 4.2 avg., 31 LG, 3 TDs

1996 PASSING LEADER: Steve Young, 316 atts., 214 comp., 67.7%, 2,410 yds., 14 TDs, 6 Ints., 97.2 rating



HIGHLIGHT VIDEO

The Seattle Seahawks 1996 highlight video, "Won't Back Down," is available to groups through the Seahawks Public Relations Department. Groups wishing to view the VHS video should contact Lauri Perry at the Seahawks Headquarters, 11220 N.E. 53rd. Street, Kirkland, WA, 98033, or call (425) 827-9777.

1996 RECEIVING LEADER: Jerry Rice, 108 for 1,254 yds., 11.6 avg., 39 LG, 8 TDs

1996 INTERCEPTION LEADER: Marquez Pope, 6

1996 SACK LEADER: Roy Barker, 12.5

PRESEASON RESULTS: San Francisco 12, Seattle 10

08/01/76	— L	20-27	60,825	08/29/86	— L @	10-21	52,419
08/07/77	— W @	34-24	38,024	09/04/87	— W	34-10	59,653
08/12/78	— W @	20-6	36,069	08/26/88	— L @	21-27	53,357
08/24/79	— W	55-20	59,941	09/01/89	— W	28-17	58,641
08/23/80	— W @	10-7	41,841	08/31/90	— W @	30-10	55,269
08/05/81	— *L	24-27	56,958	08/23/91	— L	16-28	54,111
08/22/81	— L @	17-24	37,563	08/29/92	— L @	17-24	52,822
09/03/82	— L	13-17	57,839	08/21/93	— W	30-0	51,086
08/27/83	— W @	20-6	47,074	08/26/94	— L @	9-13	54,004
08/24/84	— L @	7-17	49,219	08/26/95	— L @	7-17	53,280
08/30/85	— L	21-23	60,403	08/23/96	— W	20-3	38,144

SERIES RESULTS: San Francisco 4, Seattle 1

09/26/76	— L	21-37	59,108	9/25/88	— L	7-38	63,382
10/7/79	— W @	35-24	44,592	12/8/91	— L	22-24	56,711
11/25/85	— L @	6-19	57,482				

INDIANAPOLIS COLTS

Sat., Aug. 16, Kingdome
7:00 p.m. (KING 5,
preseason)

Sun., Sept. 14, RCA Dome,
1:00 p.m. (NBC)



ADDRESS: P.O. Box 535000
Indianapolis, Indiana 46253

PHONE: (317) 297-2658

VICE PRESIDENT/GENERAL MANAGER: Jim Irsay

VICE PRESIDENT/FOOTBALL OPERATIONS: Bill Tobin

HEAD COACH (CAREER RECORD): Lindy Infante (33-37-0 in 5 seasons overall with the Green Bay Packers and Indianapolis Colts; 9-7-0 in one season with the Colts)

ASSISTANT COACHES: Tom Batta (tight ends), Greg Blache (defensive line), Ron Blackledge (offensive line), Chuck Bresnahan (linebackers), Charlie Davis (assistant offensive line), Buddy Geis (assistant offense/assistant quarterbacks), Gene Huey (running backs), Jim Johnson (defensive coordinator), Hank Kuhlmann (special teams), Jay Robertson (defensive assistant), Jimmy Robinson (wide receivers), Pat Thomas (defensive backs), Tom Zupancic (strength and conditioning)

PUBLIC RELATIONS DIRECTOR: Craig Kelley

STADIUM (CAPACITY): RCA Dome (60,272)

TEAM COLORS: Royal Blue and White

NO TIES

Not including the Carolina Panthers and Jacksonville Jaguars, the Seahawks are the only team in the history of the NFL not to have played a tie game. The Cincinnati Bengals and Tampa Bay Buccaneers have each played one. The closest Seattle has come to a tie was a 20-17 loss to the Philadelphia Eagles in 1992, in which the Eagles kicked the game-winning field goal as the gun sounded in overtime. There has not been a tie game played in the regular season since the Cleveland Browns and Kansas City Chiefs tied 10-10 during the 1989 season.

1996 RECORD (FINISH): 9-7-0 (3rd AFC East). Lost AFC Wild Card Playoff Game at Pittsburgh Steelers, 42-14.

1996 SCORING LEADER: Cary Blanchard, 27-of-27 PATs, 36-of-40 FGs, 135 points

1996 RUSHING LEADER: Marshall Faulk, 198 atts., 587 yds., 3.0 avg., 43 LG, 7 TDs

1996 PASSING LEADER: Jim Harbaugh, 405 atts., 232 comp., 57.3%, 2,630 yds., 13 TDs., 11 Ints., 176.3 rating

1996 RECEIVING LEADER: Marvin Harrison, 64 for 836 yds., 13.1 avg., 41 LG, 8 TDs

1996 INTERCEPTION LEADER: Jason Belser, 4

1996 SACK LEADER: Richard Dent, 6.5

PRESEASON RESULTS: Seattle 5, Indianapolis 5

08/28/81	— W	31-17	55,794	08/07/93	— *L	13-16	45,055
08/10/85	— L @	7-19	60,014	08/95/94	— L @	9-13	40,469
08/08/86	— W	21-14	55,443	08/12/95	— L	17-20	38,006
08/17/90	— W	13-10	52,475	08/17/96	— L	13-15	38,930
08/10/91	— W @	17-7	47,943	Franchise transferred from Baltimore in 1984. * overtime			
08/15/92	— W @	27-10	43,272				

SERIES RESULTS: Indianapolis 4, Seattle 1

9/18/77	— L	14-29	58,991	12/4/94	— L	19-31	39,574
11/12/78	— L	14-17	61,905	Franchise transferred from Baltimore in 1984.			
9/29/91	— W	31-3	56,656				
10/2/94	— L @	15-17	49,876				

CINCINNATI BENGALS

**Fri., Aug. 22, Cinergy Field
4:30 p.m. (KING 5,
preseason)**

ADDRESS: Spinney Field
One Bengals Drive
Cincinnati, Ohio 45204

PHONE: (513) 6210-3550

CHAIRMAN OF THE BOARD: Austin E. Knowlton

PRESIDENT/GENERAL MANAGER: Michael Brown

HEAD COACH (CAREER RECORD): Bruce Coslet (33-38-0 in four plus seasons with the New York Jets and Cincinnati Bengals; 7-2-0 in one season with the Bengals)

ASSISTANT COACHES: Paul Alexander (offensive line), Jim Anderson (running backs), Ken Anderson (offensive coordinator), Louie Cioffi (defensive staff assistant), Mark Duffner (linebackers), John Garrett (offensive staff assistant), Ray Horton (defensive backs), Tim Krumrie (defensive line), Dick LeBeau (defensive coordinator), Al Roberts (special teams), Kim Wood (strength and conditioning), Bob Wylie (tight ends)

PUBLIC RELATIONS DIRECTOR: Jack Brennan

STADIUM (CAPACITY): Cinergy Field (60,389)

TEAM COLORS: Black, Orange, and White

1996 RECORD (FINISH): 8-8-0 (3rd AFC Central). Did not qualify for the playoffs.

1996 SCORING LEADER: Doug Pelfrey, 41-of-41 PATs, 23-of-28 FGs, 110 points

1996 RUSHING LEADER: Garrison Hearst, 225 atts., 847 yds., 3.8 avg., 24 LG, 0 TDs

1996 PASSING LEADER: Jeff Blake, 549 atts., 308 comp., 3,624 yds., 56.1%, 24 TDs, 14 Ints., 61t LG, 80.3 rating

1996 RECEIVING LEADER: Carl Pickens, 100 for 1,180 yds., 11.8 avg., 61t LG, 12 TDs

1996 INTERCEPTION LEADER: Ashley Ambrose, 8

1996 SACK LEADER: Dan Wilkinson, 6.5

PRESEASON RESULTS: 1st Meeting



NEW YORK JETS

Sun., Aug. 31, Kingdome,
1:00 p.m. (NBC)

ADDRESS: 1000 Fulton Avenue
Hempstead, NY 11550

PHONE: (516) 538-6600

CHAIRMAN OF THE BOARD: Leon Hess

HEAD COACH (CAREER RECORD): Bill

Parcells (109-81-1 in 12 seasons
with the New York Giants and New
England Patriots; first season with the Jets)

ASSISTANT COACHES: Bill Belichick (assistant head coach/defensive
backs), Maurice Carthon (running backs), Romeo Crennel
(defensive line), Ron Erhardt (quarterbacks/special assistant
coach), Al Groh (linebackers), Pat Hodgson (tight ends), John
Lott (strength and conditioning), Eric Mangini (defensive
assistant/quality control), Bill Muir (offensive line), Mike
Sweatman (special teams), Charlie Weis (wide receivers)

DIRECTOR OF PUBLIC RELATIONS: Frank Ramos

STADIUM (CAPACITY): Giants Stadium (77,803)

TEAM COLORS: Kelly Green and White

1996 RECORD (FINISH): 1-15-0 (5th, AFC East). Did not qualify for
the playoffs.

1996 SCORING LEADER: Nick Lowery, 26-of-27 PATs, 17-of-24 FGs,
77 points

1996 RUSHING LEADER: Adrian Murrell, 301 atts., 1,249 yds., 4.1
avg., 78 LG, 6 TDs

1996 PASSING LEADER: Frank Reich, 331 atts., 175 comp., 52.9%,
2,205 yds., 15 TDs, 16 Ints., 68.9 rating

1996 RECEIVING LEADER: Wayne Chrebet, 84 for 909 yds., 10.8
avg., 44 LG, 3 TDs

1996 INTERCEPTION LEADER: Aaron Glenn, 4

1996 SACK LEADER: Hugh Douglas, 8.0

SERIES RESULTS: Seattle 8, New York 4

11/13/77 — W @ 17-0 43,973	10/27/85 — L @ 14-17 69,320
9/17/78 — W @ 24-17 46,911	11/28/86 — L 7-38 62,497
11/26/79 — W 30-7 59,977	11/9/87 — L @ 14-30 60,452
10/19/80 — W @ 27-17 52,496	9/8/91 — W 20-13 56,770
10/25/81 — W @ 19-3 49,678	11/26/95 — L 10-16 41,160
12/6/81 — W 27-23 53,105	Moved from Shea Stadium into Giants Stadium in 1984.
9/11/83 — W @ 17-10 50,066	



DENVER BRONCOS

Sun., Sept. 7, Kingdome,
1:00 p.m. (NBC)

Sun., Nov. 2, Mile High
Stadium, 1:00 p.m. (NBC)

ADDRESS: 13655 Broncos Expressway
Englewood, Colorado 80112

PHONE: (303) 649-9000

PRESIDENT AND CEO: Patrick Bowlen

GENERAL MANAGER: John Beake

HEAD COACH (CAREER RECORD): Mike Shanahan (30-22-0 in 4
seasons overall; 22-10-0 in 2 seasons with Broncos)

ASSISTANT COACHES: Frank Bush (linebackers), Barney Chavous
(assistant offensive line/assistant strength and conditioning),
Rick Dennison (special teams), Ed Donatelli (defensive backs),
George Dyer (defensive line), Alex Gibbs (assistant
head/offensive line), Mike Heimerdinger (wide receivers), Gary





Kubiak (offensive coordinator/quarterbacks), Brian Pariani (tight ends), Ricky Porter (offensive assistant), Greg Robinson (defensive coordinator), Greg Saporta (assistant strength/conditioning), Richard Smith (defensive assistant), John Teerlinck (pass rush specialist), Bobby Turner (running backs), Rich Tuten (strength and conditioning)

DIRECTOR OF MEDIA RELATIONS: Jim Saccomano

STADIUM (CAPACITY): Mile High Stadium (76,273)

TEAM COLORS: Orange, Royal Blue, and White

1996 RECORD (FINISH): 13-3-0 (1st, AFC West). Los AFC Divisional Playoff Game versus Jacksonville Jaguars, 30-27.

1996 SCORING LEADER: Jason Elam, 46-of-46 PATs, 21-of-28 FGs, 109 points

1996 RUSHING LEADER: Terrell Davis, 345 atts., 1,538 yds., 4.5 avg., 71t LG, 13 TDs

1996 PASSING LEADER: John Elway, 466 atts., 287 comps., 61.6%, 3,328 yds., 26 TDs, 14 ints., 89.2 rating

1996 RECEIVING LEADER: Shannon Sharpe, 80 for 1,062 yds., 13.3 avg., 51 LG, 10 TDs


1996 INTERCEPTION LEADER: Tyrone Braxton, 9

1996 SACK LEADER: Alfred Williams, 13.0

SERIES RESULTS: Denver 24, Seattle 15

10/2/77	— L	13-24	53,108	12/13/87	— W	28-21	61,759
10/1/78	— L @	7-28	74,989	9/4/88	— W @	21-14	75,986
10/29/78	— *L	17-20	62,948	12/11/88	— W	42-14	62,839
9/23/79	— L @	34-37	74,879	10/22/89	— *L	21-24	62,353
12/8/79	— W	28-23	60,038	11/26/89	— L @	14-41	75,117
11/23/80	— L @	20-36	73,274	9/23/90	— *L @	31-34	75,290
12/21/80	— L	17-25	51,853	12/23/90	— W	17-12	55,845
9/13/81	— W	13-10	58,513	9/15/91	— L @	10-16	74,152
12/13/81	— L @	13-23	74,527	11/24/91	— W	13-10	60,430
11/21/82	— W @	17-10	73,916	11/30/92	— *W	16-13	51,612
1/2/83	— W	13-11	43,145	12/20/92	— L @	6-10	72,570
11/6/83	— W	27-19	61,189	10/31/93	— L @	17-28	73,644
11/20/83	— L @	27-38	74,710	11/28/93	— L	9-17	57,812
11/25/84	— W @	27-24	74,922	10/2/94	— L +	9-16	63,872
12/15/84	— L	14-31	64,411	11/13/94	— L @	10-17	71,290
10/20/85	— *L @	10-13	74,899	10/1/95	— W	27-10	49,914
12/20/85	— L	24-27	56,283	12/10/95	— W @	31-27	71,488
10/26/86	— L @	13-20	76,089	9/8/96	— L	20-30	43,671
12/20/86	— W	41-16	63,697	12/1/96	— L @	7-34	74,982
9/13/87	— L @	17-40	75,999				

* Overtime; + Husky Stadium



SAN DIEGO CHARGERS

Sun., Sept. 21, Kingdome,
1:00 p.m. (NBC)

Sun., Nov. 9, Qualcomm
Stadium, Jack Murphy
Field, 1:00 p.m. (NBC)



ADDRESS: Jack Murphy Stadium
P.O. Box 20686
San Diego, California 92120

PHONE: (619) 280-2111

CHAIRMAN OF THE BOARD/PRESIDENT: Alex Spanos

GENERAL MANAGER: Bobby Beathard

HEAD COACH (CAREER RECORD): Kevin Gilbride (first season)

ASSISTANT COACHES: Mike Cavanaugh (quality control/offense), George DeLeone (offensive line), Tyrone Dixon (wide receivers), John Hastings (strength and conditioning), Kevin Lempa (administrative assistant/defense), Bill Macdermott (tight ends), Nick Nicolau (assistant head coach), Wayne Nunnely (defensive line), Frank Novak (special teams), Joe Pascale (defensive coordinator), Darrell Pasquale (quality control/special teams), Rod Perry (defensive backs), Mike Sheppard (offensive coordinator), Jim Vechiarella (linebackers), Ollie Wilson (running backs)

PUBLIC RELATIONS DIRECTOR: Bill Johnston

STADIUM (CAPACITY): Qualcomm Stadium, Jack Murphy Field (71,000)

TEAM COLORS: Navy Blue, Gold, and White

1996 RECORD (FINISH): 8-8-0 (3rd, AFC West). Did not qualify for the playoffs.

1996 SCORING LEADER: John Carney, 31-of-31 PATs, 29-of-36 PATs, 118 points

1996 RUSHING LEADER: Leonard Russell, 219 atts., 713 yds., 3.3 avg., 21 LG, 7 TDs

1996 PASSING LEADER: Stan Humphries, 416 atts., 232 comp., 55.8 avg., 2,670 yds., 18 TDs, 13 ints., 76.7 rating

1996 RECEIVING LEADER: Tony Martin, 85 for 1,171 yds., 13.8 avg., 55 LG, 14 TDs

1996 INTERCEPTION LEADER: Rodney Harrison, 5

1996 SACK LEADER: Junior Seau, 7.0

SERIES RESULTS: San Diego 20, Seattle 16

11/27/77	— L	28-30	55,338	10/30/88	— W	17-14	59,641
9/3/78	— L	20-24	55,778	10/15/89	— W @	17-16	50,079
12/10/78	— L @	10-37	49,975	10/29/89	— W	10-7	59,961
9/2/79	— L	16-33	62,287	11/4/90	— L	14-31	59,646
10/14/79	— L @	10-20	50,077	11/25/90	— *W @	13-10	50,097
9/7/80	— L	13-34	62,042	10/27/91	— W	20-9	58,025
12/13/80	— L @	14-21	49,980	11/10/91	— L @	14-17	43,597
10/4/81	— L @	10-24	51,463	10/04/92	— L @	6-17	36,783
11/16/81	— W	44-23	58,628	12/27/92	— L	14-31	49,324
9/18/83	— W	34-31	61,714	9/5/93	— L @	12-18	58,039
10/9/83	— L @	21-28	49,132	10/3/93	— W	31-14	54,778
9/9/84	— W	31-17	61,314	9/18/94	— L +	10-24	65,536
10/29/84	— W @	24-0	53,974	10/30/94	— L @	15-35	59,001
9/15/85	— W @	49-35	54,420	9/10/95	— L @	10-14	54,420
10/6/85	— W	26-21	61,300	10/22/95	— L	25-35	45,821
10/6/86	— W	33-7	63,207	9/11/96	— L @	7-29	58,780
12/14/86	— W @	34-24	47,096	10/27/96	— W	32-13	38,143
11/22/87	— W	34-3	62,444				
9/18/88	— L @	6-17	44,449				

* Overtime; + Husky Stadium

KANSAS CITY CHIEFS

Sun., Sept. 28, Arrowhead Stadium, 1:00 p.m. (NBC)

Sun., Nov. 23, Kingdome, 1:00 p.m. (NBC)

ADDRESS: One Arrowhead Drive
Kansas City, Missouri 64129

PHONE: (816) 924-9300

PRESIDENT/GENERAL MANAGER/COO:

Carl Peterson

HEAD COACH (CAREER RECORD): Marty Schottenheimer (125-73-1 in 13 seasons overall, 81-46-1 in 8 seasons with Chiefs)

ASSISTANT COACHES: Russ Ball (assistant strength and conditioning), Gunther Cunningham (defensive coordinator), Jim Erkenbeck (tight ends/offensive assistant), Paul Hackett (offensive coordinator), Woodrow Lowe (defensive assistant/assistant special teams), Mike McCarthy (quarterbacks), Jimmy Raye (running backs), Dave Redding (strength and conditioning), Al Saunders (assistant head coach/receivers), Kurt Schottenheimer (defensive backs), Mike Stock (special teams), Darvin Wallis (special assistant/quality control)

PUBLIC RELATIONS DIRECTOR: Bob Moore

STADIUM (CAPACITY): Arrowhead Stadium (79,101)

TEAM COLORS: Red, Gold, and White

1996 RECORD (FINISH): 9-7-0 (2nd, AFC West). Did not qualify for the playoffs.

1996 SCORING LEADER: Pete Stoyanovich, 34-of-34 PATs, 17-of-24 FGs, 85 points

1996 RUSHING LEADER: Marcus Allen, 206 atts., 830 yds., 4.0 avg., 35 LG, 9 TDs

1996 PASSING LEADER: Steve Bono, 438 atts., 235 comp., 53.7%, 2,572 yds., 12 TDs, 13 ints., 68.0 rating

1996 RECEIVING LEADER: Kimble Anders, 60 for 529 yds., 8.8 avg., 45 LG, 2 TDs



1996 INTERCEPTION LEADER: Mark Collins, 6

1996 SACK LEADER: Derrick Thomas, 13.0

SERIES RESULTS: Kansas City 22, Seattle 13

12/11/77	— W @	34-31	22,562	12/27/87	— L @	20-41	20,370
11/19/78	— W @	13-10	32,252	9/11/88	— W	31-10	61,512
12/17/78	— W	23-19	58,490	11/20/88	— L @	24-27	33,152
9/30/79	— L	6-24	61,169	10/8/89	— L	16-20	60,715
12/2/79	— L @	21-37	42,160	11/5/89	— L @	10-20	54,489
9/14/80	— W @	17-16	42,403	10/21/90	— W	19-7	60,358
11/9/80	— L	30-31	58,976	11/11/90	— W @	17-16	71,285
9/27/81	— L	14-20	59,255	9/22/91	— L @	13-20	71,789
11/22/81	— L @	13-40	49,002	12/1/91	— L	6-19	57,248
9/4/83	— L @	13-17	42,531	12/5/93	— L	16-31	58,551
11/27/83	— *W	51-48	56,795	1/2/94	— L @	24-34	72,136
11/4/84	— W	45-0	61,396	10/23/94	— L @	23-38	78,847
12/9/84	— L @	7-34	34,855	11/27/94	— W	10-9	54,120
9/29/85	— L @	7-28	50,485	9/3/95	— L	10-34	47,564
12/1/85	— W	26-6	52,655	12/24/95	— L @	3-26	75,784
9/14/86	— W	23-17	61,068	9/15/96	— L	17-35	39,790
11/9/86	— L @	7-27	53,268	10/17/96	— L @	16-34	76,057
9/20/87	— W	43-14	61,667				

* Overtime

TENNESSEE OILERS

Sun., Oct. 5, Kingdome

1:00 p.m. (NBC)

ADDRESS: Baptist Sports Complex

7640 Highway 70 South

Nashville, TN 37221

PHONE: (615) 673-1500

PRESIDENT: Bud Adams

EXECUTIVE VICE PRESIDENT/GENERAL

MANAGER: Floyd Reese

HEAD COACH (CAREER RECORD): Jeff Fisher (16-22 in two plus seasons with the Oilers)

ASSISTANT COACHES: Bart Andrus (offensive assistant/quality control), Greg Brown (defensive backs), O'Neill Gilbert (linebackers), Jerry Gray (defensive assistant/quality control), George Henshaw (tight ends), Alan Lowry (wide receivers), Mike Munchak (offensive line), Rex Norris (defensive line), Russ Purnell (special teams), Sherman Smith (running backs), Les Steckel (offensive coordinator/quarterbacks), Steve Watterson (strength and rehabilitation), Gregg Williams (defensive coordinator)

DIRECTOR OF MEDIA SERVICES: Dave Pearson

STADIUM (CAPACITY): Astrodome (59,969)

TEAM COLORS: Columbia Blue, Scarlet, and White

1996 RECORD (FINISH): 8-8-0 (T3rd, AFC Central). Did not qualify for the playoffs.

1996 SCORING LEADER: Al Del Greco, 35-of-35 PATs, 32-of-38 FGs, 131 points

1996 RUSHING LEADER: Eddie George, 335 atts., 1,368 yds., 4.1 avg., 76 LG, 8 TDs

1996 PASSING LEADER: Chris Chandler, 320 atts., 184 comps., 67.5%, 2,099 yds., 16 TDs, 11 ints., 79.7 rating

1996 RECEIVING LEADER: Frank Wycheck, 53 for 511 yds., 9.6 avg., 29 LG, 6 TDs

1996 INTERCEPTION LEADER: Darryll Lewis, 5

1996 SACK LEADER: Anthony Cook 7.5

SERIES RESULTS: Seattle 6, Tennessee 4

11/20/77	— L	10-22	61,519	12/2/90	— *W	13-10	57,592
10/21/79	— W	34-14	60,705	11/7/93	— L @	14-24	50,447
10/5/80	— W @	26-7	46,860	12/11/94	— W @	16-14	31,453
10/11/81	— L @	17-35	42,671	11/3/96	— W	23-16	36,320
9/19/82	— L @	21-23	43,117				
11/13/88	— W	27-24	60,446				



ST. LOUIS RAMS

Sun., Oct. 19, Trans World
Dome, 10:00 a.m. (NBC)

ADDRESS: One Rams Way
St. Louis, MO 63045

PHONE: (314) 982-7267

CHAIRMAN: Georgia Frontiere

PRESIDENT: John Shaw

HEAD COACH (CAREER RECORD): Dick

Vermeil (54-47-0 in 7 seasons with
the Philadelphia Eagles; first season with the Rams)

ASSISTANT COACHES: Nick Aliotti (defensive assistant), Steve
Brown (defensive assistant), John Bunting (linebackers), Bud
Carson (defensive coordinator), Chris Clausen (strength and
conditioning), Dick Coury (wide receivers), Frank Gansz
(special teams), Peter Giunta (defensive backs), Jim Hanifan
(offensive line), Carl Hairston (defensive line), Wilbert
Montgomery (running backs), John Ramsdell (offensive
assistant/quality control), Jerry Rhome (offensive
coordinator/quarterbacks), George Warhop (offensive line),
Mike White (assistant head coach/tight ends)

DIRECTOR OF PUBLIC RELATIONS: Rick Smith

STADIUM (CAPACITY): Trans World Dome at America's Center
(66,000)

TEAM COLORS: Royal Blue, Gold, and White

1996 RECORD (FINISH): 6-10-0 (3rd, NFC West)

1996 SCORING LEADER: Chip Lohmiller, 28-of-29 PATs, 21-of-25
FGs, 891 points.

1996 RUSHING LEADER: Lawrence Phillips, 193 atts., 632 yds., 3.3
avg., 38 LG 4 TDs

1996 PASSING LEADER: Tony Banks, 368 atts., 192 comp., 52.2%,
2,544 yds., 15 TDs, 15 ints., 771 LG, 71.0 rating

1996 RECEIVING LEADER: Isaac Bruce, 84 for 1,338 yds., 15.9 avg.,
70 LG, 7 TDs

1996 INTERCEPTION LEADER: Keith Lyle, 9

1996 SACK LEADER: Kevin Carter, 9.5

SERIES RESULTS: St. Louis 4, Seattle 1

10/31/76	—	L @	6-45	52,035	12/22/91	—	W	23-9	51,100
11/4/79	—	L	0-24	62,048	Moved from L.A. Coliseum to				
9/23/85	—	L	24-35	63,292	Anaheim Stadium in 1980. Moved				
10/23/88	—	L @	10-31	57,033	from Anaheim to St. Louis in 1995.				



OAKLAND RAIDERS

Sun., Oct. 26, Kingdome,
1:00 p.m. (NBC)

Sun., Dec. 14, Oakland
Coliseum, 1:00 p.m. (NBC)

ADDRESS: 1220 Harbor Bay Parkway
Alameda, CA 94502

PHONE: (510) 864-5000

PRESIDENT OF THE GENERAL PARTNER:

Al Davis

HEAD COACH (CAREER RECORD): Joe Bugel (20-44-0 overall in four
seasons with the Arizona Cardinals; first season with the
Raiders)

ASSISTANT COACHES: Dave Adolph (linebackers), Fred Biletnikoff
(wide receivers), Willie Brown (defensive backs/squad
development), Garrett Giemont (strength and conditioning),
John Guy (defensive assistant), Bishop Harris (running backs),
Bill Meyers (tight ends), Ray Perkins (offensive coordinator),



Keith Rowan (assistant head coach/offensive line), Steve Shafer (defensive backs), Kevin Spencer (quality control/defense), Rusty Tillman (special teams), Bill Urbanik (defensive line), Fred Whittingham (defensive coordinator)

PUBLIC RELATIONS DIRECTOR: Mike Taylor

STADIUM (CAPACITY): Oakland-Alameda County Coliseum (62,500)

TEAM COLORS: Silver and Black

1996 RECORD (FINISH): 7-9-0 (T4th AFC West). Did not qualify for the playoffs.

1996 SCORING LEADER: Cole Ford, 36-of-36 PATs, 24-of-31 FGs, 108 points

1996 RUSHING LEADER: Napoleon Kaufman, 150 atts., 874 yds., 5.8 avg., 77 LG, 1 TD

1996 PASSING LEADER: Jeff Hostetler, 402 atts., 242 comp., 60.2%, 2,548 yds., 23 TDs, 14 ints., 62t LG, 83.2 rating

1996 RECEIVING LEADER: Tim Brown, 90 for 1,104 yds., 12.3 avg., 42t LG, 9 TDs

1996 INTERCEPTION LEADER: Terry McDaniel, 5

1996 SACK LEADER: Chester McGlockton, 8.0

SERIES RESULTS: Oakland 21, Seattle 17

11/6/77 — L @ 7-44 50,929	12/18/88 — W @ 43-37 61,127
10/22/78 — W 27-7 62,529	10/1/89 — W @ 24-20 44,319
11/26/78 — W @ 17-16 52,978	12/17/89 — W 23-17 61,076
9/16/79 — W 27-10 61,602	9/16/90 — L 13-17 61,889
12/16/79 — W @ 29-24 53,177	10/14/90 — L @ 17-24 50,624
10/26/80 — L @ 14-33 50,185	10/13/91 — *L 20-23 61,974
11/17/80 — L 17-19 60,480	11/17/91 — L @ 7-31 49,317
9/20/81 — L @ 10-20 45,725	10/18/92 — L 0-19 56,904
11/29/81 — L 31-32 57,147	11/15/92 — L @ 3-20 46,862
12/5/82 — L @ 23-28 42,170	9/12/93 — L 13-17 58,836
10/16/83 — W 38-36 60,697	12/12/93 — L @ 23-27 38,161
10/30/83 — W @ 34-21 49,708	9/11/94 — W @ 38-9 47,319
10/7/84 — L @ 14-28 77,904	12/18/94 — L 17-16 53,301
11/12/84 — W 17-14 64,011	10/8/95 — L @ 14-34 50,213
11/3/85 — W 33-3 64,060	12/17/95 — W 44-10 58,428
12/15/85 — L @ 3-13 77,425	11/24/96 — L 21-27 47,506
10/12/86 — L @ 10-14 70,635	12/22/96 — W @ 28-21 33,455
12/8/86 — W 37-0 62,923	* Overtime
10/25/87 — W @ 35-13 52,735	Franchise transferred from Oakland to Los Angeles in 1982; returned to Oakland in 1995.
11/30/87 — L 14-37 62,802	
11/28/88 — W 35-27 62,641	

NEW ORLEANS SAINTS

Sun., Nov. 16, Superdome,
10:00 a.m. (NBC)

ADDRESS: 5800 Airline Highway
Metairie, LA 70003

PHONE: (504) 731-1799

OWNER: Tom Benson

**EXECUTIVE VICE PRESIDENT/GENERAL
MANAGER:** Bill Kuharich


HEAD COACH (CAREER RECORD): Mike

Ditka (106-62-0 in 11 seasons with the Chicago Bears; first season with the Saints)

ASSISTANT COACHES: Danny Abramowicz (offensive coordinator), Bobby April (special teams), Tom Clements (quarterbacks), Walt Corey (defensive line), Jeff Davidson (offensive assistant), Harold Jackson (wide receivers), Tom Moore (running backs), Dan Neal (tight ends/assistant offensive line), John Pagano (defensive assistant), Willie Shaw (defensive backs), Dick Stanfel (offensive line), Rick Venturi (assistant head coach/linebackers), Mike Woicik (strength and conditioning), Zaven Yarialian (defensive coordinator)

PUBLIC RELATIONS DIRECTOR: Greg Bensel

STADIUM (CAPACITY): Superdome (64,992)



TEAM COLORS: Old Gold, Black, and White
1996 RECORD (FINISH): 3-13-0 (T4th, NFC West)
1996 SCORING LEADER: Doug Brien, 18-of-18 PATs, 21-of-25 FGs, 81 points.
1996 RUSHING LEADER: Mario Bates, 164 atts., 584 yds., 3.6 avg., 33 LG, 4 TDs
1996 PASSING LEADER: Jim Everett, 464 atts., 267 comp., 57.5%, 2,797 yds., 12 TDs, 16 ints, 69.4 rating
1996 RECEIVING LEADER: Torrance Small, 50 for 558 yds., 11.2 avg., 41 LG, 2 TDs
1996 INTERCEPTION LEADER: Greg Jackson and Anthony Newman, 3
1996 SACK LEADER: Wayne Martin, 11.0
SERIES RESULTS: New Orleans 3, Seattle 2

11/21/76	— L	27-51	61,865	10/16/88	— L	19-20	63,569
11/18/79	— W	38-24	60,055	9/1/91	— L @	24-27	68,492
11/10/85	— W @	27-3	47,365				

ATLANTA FALCONS

Sun. Nov. 30, Kingdome
1:00 p.m. (FOX)

ADDRESS: One Suwanee Place
 Suwanee, Georgia 30174

PHONE: (404) 945-1111

CHAIRMAN OF THE BOARD: Rankin M. Smith

PRESIDENT: Taylor Smith

HEAD COACH (CAREER RECORD): Dan

Reeves (141-106-1 overall in 16 seasons with the Denver Broncos and New York Giants; first season with the Falcons)

ASSISTANT COACHES: Don Blackmon (linebackers), Rich Brooks (assistant head coach/defensive coordinator), Jack Burns (quarterbacks), James Daniel (tight ends), Joe DeCamillis (special teams), Tim Jorgensen (assistant strength and conditioning), Bill Kollar (defensive line), Pete Mangurian (offensive quality control), Ron Meeks (secondary), Al Miller (strength and conditioning), Harold Richardson (assistant head coach/football operations), Rod Rust (defensive quality control), George Sefcik (offensive coordinator/running backs), Art Shell (offensive line), Warren Simmons (wide receivers)

DIRECTOR OF PUBLIC RELATIONS: Charley Taylor

STADIUM (CAPACITY): Georgia Dome (71,228)

TEAM COLORS: Black, Red, Silver, and White

1996 RECORD (FINISH): 3-13-0 (T4th NFC West). Did not qualify for the playoffs.

1996 SCORING LEADER: Morten Anderson, 31-of-31 PATs, 22-of-29 FGs, 97 points



LARGENT AWARD

Defensive tackle Cortez Kennedy was the 1996 winner of the Steve Largent Award, which is presented to the player who best exemplifies the spirit, dedication, and integrity of the Seattle Seahawks. Kennedy recorded 69 tackles, 13.5 tackles for loss, and eight sacks, was named to his sixth straight Pro Bowl and also was selected team Most Valuable Player. Established in 1989, the award was first presented to Largent in ceremonies prior to his last game. Other winners include defensive end Jacob Green (1990), linebacker Rufus Porter (1991), defensive end Jeff Bryant and defensive tackle Joe Nash (1992), safety Eugene Robinson (1993), wide receiver Brian Blades (1994) and linebacker Terry Wooden (1995).

1996 RUSHING LEADER: Jamal Anderson, 232 atts., 1,055 yds., 4.5 avg., 32t LG, 5 TDs

1996 PASSING LEADER: Bobby Hebert, 489 atts., 295 comp., 60.3%, 3,162 yds., 22 TDs, 25 ints., 57 LG, 73.0 rating

1996 RECEIVING LEADER: Bert Emanuel, 76 for 931 yds., 12.3 avg., 54 LG 6 TDs

1996 INTERCEPTION LEADER: Brad Edwards, 2

1996 SACK LEADER: Clay Matthews, 6.5

SERIES RESULTS: Seattle 4, Atlanta 1

11/7/76 — W 30-13 57,985 10/2/88 — W @ 31-20 28,619

10/29/79 — W @ 31-28 52,566 12/15/91 — L @ 13-26 53,834

10/13/85 — W 30-26 60,430 Moved into Georgia Dome in 1992.

BALTIMORE RAVENS

Sun., Dec. 7, Memorial Stadium, 10:00 a.m. (NBC)

ADDRESS: 11001 Owings Mill Blvd.

Owings Mills, MD 21117

PHONE: (410) 654-6200

PRESIDENT AND OWNER: Arthur B. Modell

DIRECTOR OF FOOTBALL OPERATIONS:

Ozzie Newsome

HEAD COACH (CAREER RECORD): Ted Marchibroda (75-79-0 overall in 10 seasons; 4-12-0 in one season with the Ravens)

ASSISTANT COACHES: Maxie Baughan (linebackers), Jacob Burney (defensive line), Lester Erb (quality control/offense), Kirk Ferentz (assistant head coach/offense), Al Lavan (running backs), Marvin Lewis (defensive coordinator), Richard Mann (wide receivers), Alvin Reynolds (secondary), Jim Schwartz (quality control/defense), John Settle (quality control/special teams), Jerry Simmons (strength and conditioning), Don Strock (quarterbacks), Ken Whisenhunt (tight ends)

VICE PRESIDENT/PUBLIC RELATIONS: Kevin Byrne

STADIUM (CAPACITY): Memorial Stadium (65,000)

TEAM COLORS: Black, Purple, and Gold

1996 RECORD (FINISH): 4-12-0 (4th, AFC Central). Did not qualify for the the playoffs.

1996 SCORING LEADER: Matt Stover, 34-of-35 PATs, 19-of-25 FGs, 91 points

1996 RUSHING LEADER: Bam Morris, 172 atts., 737 yds., 4.3 avg., 19 LG, 4 TDs

1996 PASSING LEADER: Vinny Testaverde, 549 atts., 325 comp., 59.2%, 4,177 yds., 33 TDs, 19 ints., 86t LG, 88.7 rating

1996 RECEIVING LEADER: Michael Jackson, 76 for 1,201 yds., 15.8 yds., 86t, 14 TDs

1996 INTERCEPTION LEADER: Antonio Langham and Eric Turner, 5


1996 SACK LEADER: Mike Caldwell, 4.5

SERIES RESULTS: 1st Meeting



OVERTIME GAMES

The Seahawks have a 4-9 all-time record in overtime games entering the 1997 season. Seattle has defeated the Kansas City Chiefs (1983), San Diego Chargers (1990), Houston Oilers (1990), and Denver Broncos (1992), while losing to the Broncos four times (1978, 1985, 1989, and 1990), the Arizona Cardinals twice (1993 and 1995), the Los Angeles Raiders (1991), the Philadelphia Eagles (1992), and the Cincinnati Bengals (1994) once each. Seattle is 3-6 in the Kingdome and 1-3 on the road. The Seahawks did not play an overtime game in 1996, snapping a streak of seven straight seasons with at least one overtime game.



**1996
REVIEW**

1996 FINAL STATISTICS

Final Regular Season Record (Finish): 7-9 (T4th, AFC West)

Day	Date	W/L	Score	Opponent	Attendance
Sun.	Sept. 1	L	7-29	at San Diego	58,780
Sun.	Sept. 8	L	20-30	Denver	43,671
Sun.	Sept. 15	L	17-35	Kansas City	39,790
Sun.	Sept. 22	W	17-13	at Tampa Bay	30,212
Sun.	Sept. 29	L	10-31	Green Bay	59,973
Sun.	Oct. 6	W	22-15	at Miami	59,539
Sun.	Oct. 13			BYE	
Thu.	Oct. 17	L	16-34	at Kansas City	76,057
Sun.	Oct. 27	W	32-13	San Diego	38,143
Sun.	Nov. 3	W	23-16	Houston	36,320
Sun.	Nov. 10	W	42-23	Minnesota	50,794
Sun.	Nov. 17	L	16-17	at Detroit	51,194
Sun.	Nov. 24	L	21-27	Oakland	47,506
Sun.	Dec. 1	L	7-34	at Denver	74,982
Sun.	Dec. 8	W	26-18	Buffalo	41,373
Sun.	Dec. 15	L	13-20	at Jacksonville	66,134
Sun.	Dec. 22	W	28-21	at Oakland	33,455

Scoring	TD	Ru	Pa	Rt	PAT	2-Pt	FG	S	Pts
Peterson	0	0	0	0	27/27	0	28/34	0	111
Smith	8	8	0	0	0	3/3	0	0	54
Galloway	8	0	7	1	0	0	0	0	48
Warren	5	5	0	0	0	1/3	0	0	32
Blades	2	0	2	0	0	0	0	0	12
Mirer	2	2	0	0	0	0	0	0	12
Proehl	2	0	2	0	0	0	0	0	12
Blackmon	1	0	0	1	0	0	0	0	6
Broussard	1	1	0	0	0	0	0	0	6
Fauria	1	0	1	0	0	0	0	0	6
Pritchard	1	0	1	0	0	0	0	0	6
D. Williams	1	0	0	1	0	0	0	0	6
R. Williams	1	0	1	0	0	0	0	0	6
SEAHAWKS	33	16	14	3	27/27	4/6	28/34	0	317
Opponents	40	15	25	0	35/35	3/5	31/34	1	376

Receiving	No	Yds	Avg	LG	TD
Galloway	57	987	17.3	65t	7
Blades	43	556	12.9	80t	2
Warren	40	273	6.8	33	0
Crumpler	26	258	9.9	26	0
Proehl	23	309	13.4	56	2
Pritchard	21	328	15.6	44	1
Fauria	18	214	11.9	23t	1
Strong	9	78	8.7	20	0
Smith	9	58	6.4	22	0
Broussard	6	26	4.3	9	0
R. Williams	5	25	5.0	11	1
R. Harris	2	26	13.0	21	0
McKnight	1	73	73.0	73	0
O. Gray	1	5	5.0	5	0
SEAHAWKS	261	3216	12.3	80t	14
Opponents	303	3624	12.0	65t	25

Passing	Att	Cmp	Yds	Cmp%	Yds/Att
Friesz	211	120	1629	56.9	7.72
Mirer	265	136	1546	51.3	5.83
Gelbaugh	2	0	0	0.0	0.00
Torretta	16	5	41	31.3	2.56
SEAHAWKS	494	261	3216	52.8	6.51
Opponents	512	303	3624	59.2	7.08

Team Statistics	Seahawks	Opponents
TOTAL FIRST DOWNS	268	325
Rushing	94	114
Passing	147	181
Penalty	27	30
3rd Down: Made/Att	64/212	80/211
3rd Down Pct.	30.2	37.9
4th Down: Made/Att	7/17	7/15
4th Down Pct.	41.2	46.7
POSSESSION AVG.	28:01	31:59
TOTAL NET YARDS	5024	5437
Avg. Per Game	314.0	339.8
Total Plays	974	1066
Avg. Per Play	5.2	5.1
NET YARDS RUSHING	1997	2098
Avg. Per Game	124.8	131.0
Total Rushes	442	506
NET YARDS PASSING	3027	3339
Avg. Per Game	189.2	208.8
Sacked/Yards Lost	38/189	48/285
Gross Yards	3216	3624
Att./Completions	494/261	512/303
Completion Pct.	52.8	59.2
Had Intercepted	17	14
PUNTS/AVERAGE	86/43.6	76/42.3
Net Punting Avg.	86/34.5	76/34.0
PENALTIES/YARDS	112/879	98/804
FUMBLES/BALL LOST	24/12	37/18
TOUCHDOWNS	33	40
Rushing	16	15
Passing	14	25
Defense	1	0
Special Teams	2	0
PATs	31/33	38/40
1-Point PATs	27/27	35/35
2-Point PATs	4/6	3/5
FIELD GOALS	28/34	31/34
TOTAL POINTS	317	376

Score By Quarters	1	2	3	4	OT	Total
SEAHAWKS	53	117	57	90	--	317
Opponents	85	111	64	116	--	376

Interceptions	No	Yds	Avg	LG	TD
D. Williams	5	148	29.6	79t	1
Blackmon	3	48	16.0	38	0
Bellamy	3	18	6.0	16	0
C. Harris	1	25	25.0	25	0
Wooden	1	13	13.0	13	0
Moss	1	1	1.0	1	0
C. Gray	0	3	---	3	0
SEAHAWKS	14	256	18.3	79t	1
Opponents	17	305	17.9	63	0

Punting	No	Yds	Avg	Net	TB	I20	LG	B
Tuten	85	3746	44.1	34.5	7	20	66	1
Team	1	0	----	----	0	0	0	0
SEAHAWKS	86	3746	43.6	34.5	7	20	66	1
Opponents	76	3214	42.3	34.0	14	23	57	0

TD	TD%	Int	Int%	LG	Sacked	Rating
8	3.8	4	1.9	80t	12/77	86.4
5	1.9	12	4.5	60	22/84	56.6
0	0.0	0	0.0	0	1/11	39.6
1	6.3	1	6.3	32t	3/17	35.4
14	2.8	17	3.4	80t	38/189	68.3
25	4.9	14	2.7	65t	48/285	85.8

Rushing	Att	Yds	Avg	LG	TD
Warren	203	855	4.2	51	5
Smith	153	680	4.4	29	8
Mirer	33	191	5.8	33	2
Galloway	15	127	8.5	51	0
Broussard	15	106	7.1	26t	1
Pritchard	2	13	6.5	7	0
Torretta	2	12	6.0	13	0
Strong	5	8	1.6	4	0
O. Gray	2	4	2.0	2	0
Friesz	12	1	0.1	3	0
SEAHAWKS	442	1997	4.5	51	16
Opponents	506	2098	4.1	40	15

Kickoff Returns	No	Yds	Avg	LG	TD
Broussard	43	979	22.8	86	0
R. Harris	12	240	20.0	29	0
C. Harris	7	166	23.7	41	0
Brown	4	51	12.8	24	0
McKnight	3	86	28.6	55	0
Barber	1	12	12.0	12	0
Fauria	1	8	8.0	8	0
SEAHAWKS	71	1542	21.7	86	0
Opponents	72	1642	22.8	60	0

SPECIAL TEAMS STATISTICS

(According to Coaching Video Study)

--Tackles --

-- Blocked --

Player	T	S	A	I20	T/L	FF	FR	Pu	FG	XP
Bellamy	34	20	14	3.0	0.0	1	0	0	0	0
McKnight	25	14	11	2.0	0.0	0	1	0	0	0
Kyle	17	12	5	2.0	0.0	1	0	0	0	0
Thomas	15	12	3	2.5	0.0	0	0	0	0	0
Daniels	13	7	6	1.0	0.0	1	0	0	0	0
R. Harris	12	7	5	0.5	0.0	0	0	0	0	0
T. Cunningham	9	7	2	2.0	0.0	0	1	0	0	0
Strong	9	7	2	0.0	0.0	0	0	0	0	0
Innocent	8	5	3	2.0	0.0	0	0	0	0	0
Jones	7	6	1	1.0	0.0	1	0	0	0	0
Seigler	6	5	1	0.0	0.0	0	0	0	0	0
R. Williams	6	2	4	0.0	0.0	0	1	0	0	0
Brown	5	2	3	0.0	0.0	0	0	0	0	0
Barber	4	3	1	1.0	0.0	0	0	0	0	0
Logan	4	2	2	0.0	0.0	0	0	0	0	0
D. Williams	4	4	0	0.0	0.0	0	0	0	0	0
Unverzagt	4	2	2	0.0	0.0	0	0	0	0	0
Crumpler	3	2	1	0.0	0.0	0	0	0	0	0
O. Gray	3	3	0	0.0	0.0	0	0	0	0	0
Tuten	2	2	0	0.0	0.0	0	0	0	0	0
Blackmon	1	1	0	0.0	0.0	0	0	0	0	0
Galloway	1	1	0	0.0	0.0	0	0	0	0	0
C. Harris	1	1	0	0.0	0.0	0	0	0	0	0
McCrary	1	1	0	0.0	0.0	0	0	0	1	0
Peterson	1	1	0	0.0	0.0	0	0	0	0	0
Smith	1	1	0	0.0	0.0	0	0	0	0	0

Punts Downed In20 (Yardline): R. Harris 2 (10, 7), Daniels 1 (11), McKnight 1 (1)

Touchdown: Blackmon (61-yd blocked FG return)

T - Total Tackles; **S** - Solo; **A** - Assisted; **I20** - Tackles Inside the 20; **T/L** - Tackles for Loss; **FF** - Forced Fumbles; **FR** - Fumble Recoveries; **Pu** - Blocked Punts; **FG** - Blocked Field Goals; **XP** - Blocked PATs



Punt Returns	No	FC	Yds	Avg	LG	TD
Galloway	15	5	158	10.5	88t	1
R. Harris	19	10	194	10.2	35	0
SEAHAWKS	34	15	352	10.4	88t	1
Opponents	52	17	640	12.3	50	0

Field Goals	1-19	20-29	30-39	40-49	50+	Total
Peterson	0/0	11/13	7/7	8/11	2/3	28/34
SEAHAWKS	0/0	11/13	7/7	8/11	2/3	28/34
Opponents	3/3	9/9	8/11	9/9	2/2	31/34

Peterson: (—) (27,40) (47,40R) (33) (44) (—) (24) (33,44,47,27)
 (25,35,47R,44,23R) (54,38,50S) (24,25,21,42R) (21,32) (—)
 (27R,41,38,22,30) (27,24) (45,52)

SEATTLE: (—) (27,40) (47,40R) (33) (44) (—) (24) (33,44,47,27)
(25,35,47R,44,23R) (54,38,50S) (24,25,21,42R) (21,32) (—)
(27R,41,38,22,30) (27,24) (45,52)

OPPONENTS: (35,53,22,50,31) (18,28,33) (—) (33,28) (36,38R)
 (20) (45,43) (41,43) (35,36,45,37B) (—) (43) (47,26) (44,18)
 (22) (36L,19,39) (47,23,28,24)

L - wide left; R - wide right; B - blocked; S - short

DEFENSIVE STATISTICS

(According to Unofficial Press Box Statistics)

--Tackles --

Player	T	S	A	QB	Y/L	T/L	Y/L	PD	FF	FR
Wells	107	82	25	1.0	4.0	2.0	5.0	4	0	2
Moss	106	77	29	1.0	5.0	10.5	20.5	4	0	0
Blackmon	102	80	22	1.0	10.0	2.5	11.5	7	3	0
D. Williams	80	67	13	0.0	0.0	1.0	4.0	11	0	1
McCrary	76	57	19	13.5	77.0	17.5	85.0	3	1	1
C. Harris	74	68	6	1.0	2.0	1.0	2.0	11	0	3
Kennedy	69	51	18	8.0	49.5	13.5	65.0	4	2	0
Wooden	58	44	14	0.0	0.0	3.0	6.0	3	1	2
Gray	54	46	8	0.0	0.0	0.0	0.0	9	2	1
Sinclair	47	39	8	13.0	58.0	16.0	63.0	2	4	0
Barber	42	32	10	0.0	0.0	2.0	3.0	1	2	1
Adams	41	35	6	5.5	56.5	11.0	67.0	3	3	1
Jones	24	24	0	0.0	0.0	0.5	0.5	4	0	0
Bellamy	18	16	2	0.0	0.0	1.0	2.0	6	0	0
Montgomery	17	12	5	0.0	0.0	1.0	2.0	0	0	0
Daniels	11	9	2	2.0	14.0	2.5	16.5	1	0	1
Edwards	9	6	3	2.0	9.0	3.0	13.0	0	0	1
Nash	8	4	4	0.0	0.0	1.5	3.0	0	0	0
Seigler	6	3	3	0.0	0.0	0.0	0.0	2	0	0
Thomas	5	4	1	0.0	0.0	0.0	0.0	0	0	0
Galloway	1	1	0	0.0	0.0	0.0	0.0	0	0	0
Kyle	1	1	0	0.0	0.0	0.0	0.0	0	0	0
Unverzagt	1	0	1	0.0	0.0	0.0	0.0	0	0	0

T - Total Tackles; S - Solo; A - Assisted; Sacks - Quarterback Sacks; Y/L - Yards Lost; T/L - Tackles for Loss (includes sacks); PD - Passes Defensed; FF - Forced Fumbles; FR - Fumble Recoveries

1996 HONORS

CORTEZ KENNEDY, DT

Steve Largent Award
Seahawks Most Valuable Player
voted by teammates
AFC Pro Bowl Starter
Second-Team All-NFL
Associated Press
Football Digest
First-Team All-AFC
Pro Football Weekly/Pro Football Writers Association
Football News
United Press International
AFC Defensive Player of Week 6 (at Miami)

MICHAEL McCRRARY, DE

AFC Special Teams Player of Week 10 (vs. Houston)
AFC Defensive Player of Week 17 (at Oakland)
AFC Defensive Player for the Month of December

RICK MIRER, QB

Offensive Captain

WINSTON MOSS, LB

Defensive Captain
Unsung Hero Award
NFL Players Association

TODD PETERSON, K

Seahawks NFL Man of the Year Nominee

MICHAEL SINCLAIR, DE

AFC Pro Bowl Squad
Second-Team All-AFC
United Press International

RICK TUTEN, P

Special Teams Captain
AFC Special Teams Player of Week 15 (vs. Buffalo)

CHRIS WARREN, RB

Offensive Captain

DARRYL WILLIAMS, S

AFC Defensive Player of Week 8 (vs. San Diego)

TERRY WOODEN, LB

Defensive Captain



PRESEASON SUMMARIES

1 Seattle Seahawks 19, Atlanta Falcons 17 Saturday, August 3, 1996 — Kingdome

The Seahawks overcame first half deficits of 7-0 and 10-7 to defeat the visiting Falcons. Atlanta's Jamal Anderson opened the scoring with a 29-yard run and two series later, Seattle tied it on Lamar Smith's one-yard run. Seattle took the lead for good at 12-10 with 8:32 left in the third quarter when Michael McCrary sacked Perry Klein for a safety. Dou Innocent then capped a 65-yard drive after the free kick with a one-yard touchdown run. Atlanta closed to within 19-17 on Klein's five-yard scoring pass to Darren Mitchell with 11:08 remaining, but the Seahawks defense snuffed out the last two Atlanta drives forcing a punt on the first one and safety C.J. Richardson intercepted a pass as the game ended. Jason Kyle had five tackles, including a sack for Seattle, while rookie Phillip Daniels had two sacks.

Atlanta	7	3	0	7	—	17
Seattle	0	10	9	0	—	19

ATL — Anderson 29 run (Andersen kick) [6-76, 4:04]

SEA — Smith 1 run (Peterson kick) [13-99, 7:45]

ATL — Andersen 19 FG [9-57, 6:00]

SEA — Peterson 27 FG [10-66, 4:47]

SEA — Safety, McCrary sacks Klein in end zone

SEA — Innocent 1 run (Peterson kick) [10-65, 6:01]

ATL — D. Mitchell 5 pass Klein (McLaughlin kick) [9-57, 6:23]

Att. — 30,284

INDIVIDUAL STATISTICS

RUSHING

Atlanta	Att	Yds	LG	TD	Seattle	Att	Yds	LG	TD
Coleman	12	79	17	0	Smith	11	71	19	1
Anderson	7	72	29	1	Innocent	7	38	11	1
TOTAL	21	156	29	1	TOTAL	29	138	19	2

PASSING

Atlanta	A	C	Yds	TD	I	Seattle	A	C	Yds	TD	I
Hebert	7	6	66	0	0	Mirer	10	7	90	0	0
Klein	21	13	121	1	2	Friesz	13	8	93	0	0
TOTAL	28	18	187	1	2	TOTAL	30	21	233	0	0

PASS RECEIVING

Atlanta	No	Yds	LG	TD	Seattle	No	Yds	LG	TD
Coleman	4	14	10	0	Blades	3	40	20	0
T. Johnson	3	41	19	0	Pritchard	3	33	17	0
3 players with	2				R. Harris	3	32	18	0
TOTAL	18	187	28	1	TOTAL	21	233	22	0

DEFENSE

Atlanta — Tackles: Hamilton 6. **Sacks:** Fagan 1.0, Hall 1.0. **Interceptions:** None. **Forced Fumbles:** Bush 1, Teague 1, J. Williams 1. **Fumble Recoveries:** Burrough 1, Gardner 1.

Seattle — Tackles: Kyle 5. **Sacks:** Daniels 2.0, Crocker 1.0, Kyle 1.0, McCrary 1.0, Sinclair 1.0. **Interceptions:** Bickett 1 (TD), Brown 1, Richardson 1, Seigler 1, Wells 1. **Forced Fumbles:** Blackmon 1. **Fumble Recoveries:** D. Williams 1.

TEAM STATISTICS

	Atlanta	Seattle
Total First Downs	16	22
Third Down Eff.	3/11 27.3%	6/11 54.6%
Total Net Yards	310	359
Total Off. Plays	55	61
Avg. Per Play	5.6	5.9
Net Yards Rushing	156	138
Total Rushing Plays	21	29
Net Yards Passing	154	221
Times Sacked/Yards Lost	6/33	2/12
Pass Atts-Comps-Ints	28-18-2	30-21-0
Punts - No. And Avg.	3-41.3	4-40.0
Penalties-No. And Yards	14- 85	3- 25
Fumbles-No. And Lost	1-1	4-2
Touchdowns	4	4
Field Goals Made-Att	1-1	1-2
Time Of Possession	29:20	30:40

2 Seattle Seahawks 26, Oakland Raiders 19 Thursday, August 8, 1996 — Oakland Coliseum

Ronnie Harris scored on a 78-yard punt return and on a 39-yard reception for the Seahawks. Seattle opened the scoring on Mack Strong's reception from Rick Mirer to cap their third possession. Harris upped the lead to 21-0 with his punt return and catch from John Friesz. The return was the first for Seattle in the preseason since 1993. At halftime, Seattle held a 21-3 lead, a 230-154 yard advantage in offense, including a 138-2 advantage in the first quarter, and the Raiders were 0-8 on 3rd downs. A third quarter Oakland field goal was answered by a fourth quarter field goal from Seattle. The Raiders then tallied a pair of touchdowns to trim the Seattle lead to five with 1:52 left. However, Seattle recovered the onside kick and Jay Bellamy's interception with 55 seconds left secured the win. Fred Thomas posted another interception with 4:20 left. The Seahawks defense limited Oakland to 25 rushing yards and a 1-of-15 performance on third downs.

Seattle	7	16	0	3	—	26
Oakland	0	3	3	13	—	19

SEA — Strong 14 pass Mirer (Peterson kick) [11-77, 5:51]

SEA — R. Harris 78 punt return (Peterson kick)

SEA — R. Harris 39 pass Friesz (Peterson kick) [5-72, 1:24]

OAK — Ford 20 FG [10-58, 1:10]

OAK — Ford 35 FG [6-65, 2:41]

SEA — Peterson 24 FG [10-48, 5:21]

OAK — A. Glover 20 pass Klingler (Klingler pass failed) [5-87, 2:17]

OAK — Aska 1 run (Jaeger kick) [8-39, 1:28]

Att. — 38,219

INDIVIDUAL STATISTICS

RUSHING

Seattle	Att	Yds	LG	TD	Oakland	Att	Yds	LG	TD
Smith	12	37	7	0	Aska	9	15	9	1
Gary	11	26	7	0	Kaufman	7	10	4	0
R. Brown	5	24	8	0					
TOTAL	31	101	13	0	TOTAL	18	25	9	1

PASSING

Seattle	A	C	Yds	TD	I	Oakland	A	C	Yds	TD	I
Mirer	10	8	108	1	0	Hostetler	10	4	81	0	0
Friesz	11	8	93	1	0	Hobert	15	6	78	0	0
Gelbaugh	11	6	60	0	0	Klingler	27	12	235	1	2
TOTAL	36	23	274	2	0	TOTAL	52	22	394	1	2

PASS RECEIVING

Seattle	No	Yds	LG	TD	Oakland	No	Yds	LG	TD
R. Harris	3	57	39	1	Shedd	6	157	59	0
					Aska	4	51	27	0
					Bender	3	27	20	0
TOTAL	23	274	39	2	TOTAL	22	394	59	1

DEFENSE

Seattle — Tackles: F. Thomas 5, Blackmon 5. **Sacks:** Sinclair 1.0. **Interceptions:** Bellamy 1, F. Thomas 1. **Forced Fumbles:** None. **Fumble Recoveries:** None.

Oakland — Tackles: 4 players with 4. **Sacks:** Bruce 1.0, Swilling 1.0. **Interceptions:** None. **Forced Fumbles:** Clark 1. **Fumble Recoveries:** Pickens 1, Radevic 1.

TEAM STATISTICS

	Seattle	Oakland
Total First Downs	20	18
Third Down Eff.	6/15 40.0%	1/15 6.7%
Total Net Yards	361	417
Total Off. Plays	69	71
Avg. Per Play	5.2	5.9
Net Yards Rushing	101	25
Total Rushing Plays	31	18
Net Yards Passing	260	392
Times Sacked/Yards Lost	2/14	1/2
Pass Atts-Comps-Ints	36-23-0	52-22-2
Punts - No. And Avg.	7-40.6	8-38.4
Penalties-No. And Yards	8-47	12-110
Fumbles-No. And Lost	2-2	0-0
Touchdowns	3	2
Field Goals Made-Att	1-1	2-3
Time Of Possession	32:49	27:11

3 Indianapolis Colts 15, Seattle Seahawks 13 Saturday, August 17, 1996 — RCA Dome

A 50-yard field goal by Cary Blanchard as time expired gave the Indianapolis Colts a 15-13 win. Blanchard's kick cancelled out a 47-yard field goal by Seattle's Todd Peterson with 47 seconds left. The two teams battled through three quarters tied at 3-3 before combining for 22 fourth quarter points which resulted in five lead changes, combining for five scores on five fourth quarter possessions. Indianapolis went up 6-3 on Blanchard's 20-yard field goal with 10:43 left. Seattle answered with a 42-yard touchdown pass from John Friesz to James McKnight for a 10-6 lead. The Colts came back with Craig Erickson's four-yard pass to Bobby Olive with 2:48 left, but Blanchard missed the extra point. Stan Gelbaugh guided the drive to Peterson's 47-yarder before Blanchard's third field goal provided the game-winner. Seattle did not turn the ball over, but was hit with 12 penalties for 105 yards after having 11 in the first two games. Chris Warren saw his first action of the preseason for the Seahawks playing one half. The Seahawks three quarterbacks had their third straight game without an interception. Seattle forced three fumbles, recovering one, and recorded three sacks.

Seattle	3	0	0	10	—	13
Indianapolis	3	0	0	12	—	15
SEA — Peterson	28 FG [11-65, 4:39]					
IND — Blanchard	40 FG [8-60, 3:52]					
IND — Blanchard	20 FG [13-78, 5:56]					
SEA — McKnight	42 pass Friesz (Peterson kick) [7-69, 3:30]					
IND — Olive	4 pass Erickson (Blanchard kick) [9-71, 4:25]					
SEA — Peterson	47 FG [6-33, 2:04]					
IND — Blanchard	50 FG [6-43, 0:44]					
Att.	— 38,930					

INDIVIDUAL STATISTICS

RUSHING

Seattle	Att	Yds	LG	TD	Indianapolis	Att	Yds	LG	TD
Warren	10	46	19	0	Harbaugh	3	30	15	0
Smith	10	27	12	0	Faulk	9	25	4	0
R. Brown	3	15	8	0	Groce	2	23	12	0
TOTAL	26	94	19	0	TOTAL	28	139	15	0

PASSING

Seattle	A	C	Yds	TD	I	Indianapolis	A	C	Yds	TD	I
Mirer	22	12	108	0	0	Harbaugh	9	5	77	0	0
Friesz	11	7	116	1	0	Erickson	14	10	117	1	0
Gelbaugh	4	3	26	0	0	Bell	6	4	48	0	1
TOTAL	37	22	250	1	0	TOTAL	29	19	242	1	1

PASS RECEIVING

Seattle	No	Yds	LG	TD	Indianapolis	No	Yds	LG	TD
Crumpler	4	41	19	0	Harrison	5	84	36	0
R. Williams	4	31	14	0	Olive	4	52	21	1
TOTAL	22	250	42	1	TOTAL	19	242	36	1

DEFENSE

Seattle — Tackles: 4 players with 5. **Sacks:** Adams 1.0, McCrary 1.0, Parker 1.0. **Interceptions:** F. Thomas 1. **Forced Fumbles:** Adams 1, Kennedy 1, Parker 1. **Fumble Recoveries:** Sinclair 1.

Indianapolis — Tackles: Herrod 7, Tate 7. **Sacks:** Johnson 2.0, Buchanan 1.0. **Interceptions:** None. **Forced Fumbles:** None. **Fumble Recoveries:** None.

TEAM STATISTICS

	Seattle	Indianapolis
Total First Downs	20	22
Third Down Eff.	6/15 40.0%	5/11 45.5%
Total Net Yards	333	362
Total Off. Plays	66	60
Avg. Per Play	5.1	6.0
Net Yards Rushing	94	139
Total Rushing Plays	26	28
Net Yards Passing	239	223
Times Sacked/Yards Lost	3/11	3/19
Pass Atts-Comps-Ints	37-22-0	29-19-1
Punts - No. And Avg.	4-38.5	2-49.0
Penalties-No. And Yards	12-105	7-47
Fumbles-No. And Lost	0-0	3-1
Touchdowns	2	2
Field Goals Made-Att	2-3	3-3
Time Of Possession	31:04	28:56

4 Seattle Seahawks 20, San Francisco 49ers 3 Friday, August 23, 1996 — Kingdome

The Seahawks used second half touchdown passes from John Friesz and Stan Gelbaugh to defeat the visiting 49ers 20-3. Friesz's 18-yard scoring pass to Ricky Proehl came one play after Eric Unverzagt recovered a fumble at the 49ers 18 and broke a 3-3 halftime tie. Todd Peterson's 41-yard field goal on the Seahawks next possession upped the lead to 13-3. Gelbaugh's scoring play to Ronnie Harris with 8:39 left in the fourth quarter closed out the scoring. It was Harris' third touchdown of the preseason. The Seattle defense held the 49ers in check after a game-opening field goal drive, limiting them to 254 total yards, recording six sacks, and forcing two turnovers. Jason Kyle led the Seattle defense with six tackles, including a sack, while fellow linebackers Eric Unverzagt and Winston Moss both had five tackles and a sack. San Francisco's Daved Benefield had two of the 49ers six sacks. The game was almost a statistical equal, with both teams gaining 254 yards. The 49ers were hurt by 10 penalties for 96 yards, while Seattle had five for 30. Darryl Williams intercepted his first pass for the Seahawks. The three Seattle quarterbacks suffered their first interception of the preseason after 118 attempts. Seattle's 3-1 preseason finish was their best since they also finished 3-1 in 1990.

San Francisco	3	0	0	0	—	3
Seattle	3	0	10	7	—	20

SF — Wilkins 47 FG [13-45, 6:56]

SEA — Peterson 26 FG [13-62, 5:38]

SEA — Proehl 18 pass Friesz (Peterson kick) [1-18, 0:04]

SEA — Peterson 41 FG [5-38, 1:11]

SEA — R. Harris 38 pass Gelbaugh (Peterson kick) [5-56, 2:40]

Att. — 38,144

INDIVIDUAL STATISTICS

RUSHING

San Francisco	Att	Yds	LG	TD	Seattle	Att	Yds	LG	TD
Kirby	8	30	8	0	Brown	10	39	14	0
Loville	6	27	18	0	Warren	5	26	17	0
TOTAL	29	122	20	0	TOTAL	22	99	18	0

PASSING

San Francisco	A	C	Yds	TD	I	Seattle	A	C	Yds	TD	I
S. Young	8	7	54	0	0	Mirer	17	7	55	0	1
Grbac	10	4	39	0	1	Friesz	10	5	77	1	0
Brohm	12	9	74	0	0	Gelbaugh	4	3	55	1	0
TOTAL	30	20	167	0	1	TOTAL	31	15	187	2	1

PASS RECEIVING

San Francisco	No	Yds	LG	TD	Seattle	No	Yds	LG	TD
Willis	4	26	9	0	Proehl	4	53	23	1
3 players with	3				3 players with	2			
TOTAL	20	167	25	0	TOTAL	15	187	38	2

DEFENSE

San Francisco — Tackles: 4 players with 4. **Sacks:** Benefield 2.0, Bryant 1.0, Norton 1.0, Peterson 1.0, Stubblefield 1.0. **Interceptions:** Drakeford 1. **Forced Fumbles:** None. **Fumble Recoveries:** None.

Seattle — Tackles: Kyle 6. **Sacks:** Adams 1.0, Edwards 1.0, Moss 1.0, Seigler 1.0, Sinclair 1.0, Unverzagt 1.0. **Interceptions:** D. Williams 1. **Forced Fumbles:** None. **Fumble Recoveries:** Unverzagt 1.

TEAM STATISTICS

	San Francisco	Seattle
Total First Downs	13	14
Third Down Eff.	6/17 35.3%	4/14 28.6%
Total Net Yards	254	254
Total Off. Plays	65	59
Avg. Per Play	3.9	4.3
Net Yards Rushing	122	99
Total Rushing Plays	29	22
Net Yards Passing	132	155
Times Sacked/Yards Lost	6/35	6/32
Pass Atts-Comps-Ints	30-20-1	31-15-1
Punts - No. And Avg.	9-43.3	8-44.8
Penalties-No. And Yards	10-96	5-30
Fumbles-No. And Lost	1-1	0-0
Touchdowns	0	2
Field Goals Made-Att	1-1	2-2
Time Of Possession	33:26	26:34

REGULAR SEASON

1 San Diego Chargers 29, Seattle Seahawks 7 Sunday, September 1, 1996 — Jack Murphy Stadium

John Carney kicked five field goals and the San Diego defense forced three turnovers and the special teams added one in a 29-7 season opening win. After the teams traded touchdowns, the Chargers started a streak of scores on six consecutive possessions, five of those Carney field goals. His total was one off his career high of six set against the Seahawks in the 1993 season opener. Three San Diego running backs accounted for 186 yards with Aaron Hayden leading the way with 59 yards on 11 carries. San Diego controlled the ball for 34:30, almost equally split between the first half (17:23) and second (17:07). In the second half, Seattle's Rick Mirer and Joey Galloway combined on a 60-yard reception, the longest of each of their careers. Dean Wells led the Seahawks with 10 tackles, including nine solo. Dwayne Harper led the Chargers with 10 tackles.

Seattle	0	7	0	0	—	7
San Diego	7	6	3	13	—	29
SD	— Martin 2 pass Humphries (Carney kick) [13-80, 6:28]					
SEA	— Mirer 6 run (Peterson kick) [11-76, 5:14]					
SD	— Carney 35 FG [13-53, 4:55]					
SD	— Carney 53 FG [5-25, 0:22]					
SD	— Carney 22 FG [10-56, 5:47]					
SD	— Carney 50 FG [6-17, 1:48]					
SD	— Russell 6 run (Carney kick) [5-16, 1:46]					
SD	— Carney 31 FG [4-1, 0:54]					
Att.	— 58,780					

INDIVIDUAL STATISTICS

RUSHING

Seattle	Att	Yds	LG	TD	San Diego	Att	Yds	LG	TD
Warren	13	50	12	0	Hayden	11	59	13	0
Mirer	4	49	33	1	Fletcher	7	50	15	0
Smith	1	4	4	0	Russell	13	46	7	1
TOTAL	19	106	33	1	TOTAL	38	186	17	1

PASSING

Seattle	A	C	Yds	TD	I	San Diego	A	C	Yds	TD	I
Mirer	41	24	251	0	2	Humphries	38	20	195	1	0
TOTAL	41	24	251	0	2	TOTAL	39	21	202	1	0

PASS RECEIVING

Seattle	No	Yds	LG	TD	San Diego	No	Yds	LG	TD
Blades	5	49	23	0	Martin	7	66	27	1
Galloway	4	89	60	0	Coleman	3	38	27	0
Crumpler	4	45	26	0	Pupunu	3	19	12	0
TOTAL	24	251	60	0	TOTAL	21	202	27	1

DEFENSE

Seattle — Tackles: Wells 10. Sacks: None. Interceptions: None. Forced Fumbles: None. Fumble Recoveries: None.

San Diego — Tackles: Harper 10. Sacks: Seau 1.0. Interceptions: Shaw 1, Young 1. Forced Fumbles: None. Fumble Recoveries: Bush 1.

TEAM STATISTICS

	Seattle	San Diego
Total First Downs	16	27
Third Down Eff.	10/16 62.5%	3/11 27.3%
Total Net Yards	357	377
Total Off. Plays	61	78
Avg. Per Play	5.9	4.8
Net Yards Rushing	106	186
Total Rushing Plays	19	38
Net Yards Passing	251	191
Times Sacked/Yards Lost	1/0	1/11
Pass Atts-Comps-Ints	41-24-2	39-21-0
Punts-No. And Avg.	4-47.8	3-43.7
Penalties-No. And Yards	8-69	5-34
Fumbles-No. And Lost	3-2	0-0
Touchdowns	1	2
Field Goals Made-Att	0-0	5-5
Time Of Possession	25:30	34:30

2 Denver Broncos 30, Seattle Seahawks 22 Sunday, September 8, 1996 — Kingdome

The Broncos used three touchdowns from John Elway, three takeaways from Bill Romanowski, and three field goals from Jason Elam, while Seattle got four quarterback sacks from Michael Sinclair and a punt return touchdown from Joey Galloway. Elway threw for two scores and clinched the game with a one-yard plunge, while Romanowski had an interception and two fumble recoveries to set up six points. His first recovery set up Elam's 28-yarder for a 13-6 lead. Seattle tied it on the mercurial feet of Galloway, who went 88 yards in the third quarter. The return was the second longest in team history and for Galloway, who had an 89-yarder in 1995. Elway responded with a touchdown drive and Denver upped the margin to 23-10 after Romanowski's fumble recovery led to a field goal. Seattle cut the margin to 23-20 with 4:14 left, but Vaughn Hebron returned the kickoff 40 yards setting up the drive to Elway's run. Sinclair's four sacks tied the franchise record set by Jacob Green in 1986. Teammate Brian Blades caught four passes to push his career total to 502.

Denver	3	10	7	10	—	30
Seattle	3	3	7	7	—	22

DEN — Elam 18 FG [15-80, 7:52]

SEA — Peterson 27 FG [12-52, 6:38]

SEA — Peterson 40 FG [5-11, 2:37]

DEN — Craver 39 pass Elway (Elam kick) [5-84, 2:47]

DEN — Elam 28 FG [6-20, 1:27]

SEA — Galloway 88 punt return (Peterson kick)

DEN — Miller 7 pass Elway (Elam kick) [12-60, 6:04]

DEN — Elam 33 FG [6-22, 3:22]

SEA — Fauria 23 pass Friesz (Peterson kick) [6-85, 1:38]

DEN — Elway 1 run (Elam kick) [6-52, 2:14]

Att. — 43,671

INDIVIDUAL STATISTICS

RUSHING

Denver	Att	Yds	LG	TD	Seattle	Att	Yds	LG	TD
Davis	28	111	17	0	Warren	14	35	11	0
Craver	9	47	16	0	Friesz	2	3	3	0
TOTAL	40	180	22	1	TOTAL	19	39	11	0

PASSING

Denver	A	C	Yds	TD	I	Seattle	A	C	Yds	TD	I
Elway	28	18	209	2	0	Mirer	11	7	53	0	1
						Friesz	19	11	137	1	0
TOTAL	28	18	209	2	0	TOTAL	30	18	190	1	1

PASS RECEIVING

Denver	No	Yds	LG	TD	Seattle	No	Yds	LG	TD
Miller	4	49	21	1	Blades	4	57	37	0
Craver	4	45	39	1	Fauria	4	53	23	1
3 players with	3				3 players with	3			
TOTAL	18	209	39	2	TOTAL	18	190	37	1

DEFENSE

Denver — Tackles: Romanowski 8. **Sacks:** Crockett 1.0, Hasselbach 1.0, Perry 1.0. **Interceptions:** Romanowski 1. **Forced Fumbles:** Crockett 1, Hasselbach 1. **Fumble Recoveries:** Romanowski 2.

Seattle — Tackles: Moss 11. **Sacks:** Sinclair 4.0, C. Harris 1.0. **Interceptions:** None. **Forced Fumbles:** Sinclair 1. **Fumble Recoveries:** Wells 1.

TEAM STATISTICS

	Denver	Seattle
Total First Downs	22	10
Third Down Eff.	6/15 40.0%	3/11 27.3%
Total Net Yards	374	211
Total Off. Plays	73	52
Avg. Per Play	5.1	4.1
Net Yards Rushing	180	39
Total Rushing Plays	40	19
Net Yards Passing	194	172
Times Sacked/Yards Lost	5/15	3/18
Pass Atts-Comps-Ints	28-18-0	30-18-1
Punts - No. And Avg.	5-35.2	4-52.8
Penalties-No. And Yards	3-19	8-50
Fumbles-No. And Lost	2-1	4-2
Touchdowns	5	4
Field Goals Made-Att	3-3	2-2
Time Of Possession	36:44	23:16

3 Kansas City Chiefs 35, Seattle Seahawks 17 Sunday, September 15, 1996 — Kingdome

Steve Bono threw three touchdown passes and the Chiefs defense recorded seven sacks and limited the Seahawks to 238 yards for a 35-17 win. Bono threw touchdown passes on each of the Chiefs first two possessions for a 14-0 lead. The second came two plays after a Seattle punt and went 45 yards to Dale Carter, the Chiefs starting left cornerback, who was playing only his second career play on offense. Seattle rallied to within 14-10 on Todd Peterson's 47-yard field goal and a four-yard run by Lamar Smith. The field goal was Peterson's 14th straight over two seasons, breaking the old club record of 13. Smith's touchdown was the first of his career. The Chiefs upped their 21-10 halftime lead to 28-10 on the first of two Marcus Allen touchdown runs. Seattle closed to within 11, but Allen closed out the scoring with a one-yard run. Kansas City's Bono has now completed 51-of-79 passes for 674 yards and seven touchdowns and two touchdowns in his last three game versus Seattle. Carter caught three passes and added six tackles and a pass defended. Joe Phillips had two of the Chiefs seven sacks. Seattle's Michael Sinclair had three quarterback sacks and a forced fumble. Steve Broussard had an 86-yard kickoff return, the longest non-scoring play in franchise history.

Kansas City	14	7	7	7	—	35
Seattle	0	10	0	7	—	17
KC	— Penn 9 pass Bono (Stoyanovich kick) [7-57, 2:58]					
KC	— Carter 46 pass Bono (Stoyanovich kick) [2-49, 0:47]					
SEA	— Peterson 47 FG [4-6, 1:44]					
SEA	— Smith 4 run (Peterson kick) [9-70, 4:58]					
KC	— Penn 1 pass Bono (Stoyanovich kick) [8-81, 1:27]					
KC	— Allen 2 run (Stoyanovich kick) [9-76, 1:27]					
SEA	— Mirer 1 run (Peterson kick) [12-80, 6:17]					
KC	— Allen 1 run (Stoyanovich kick) [6-80, 3:14]					
Att.	— 39,790					

INDIVIDUAL STATISTICS

RUSHING

Kansas City	Att	Yds	LG	TD	Seattle	Att	Yds	LG	TD
Hill	11	57	12	0	Smith	8	73	29	1
Allen	12	52	12	2	Mirer	6	14	6	1
TOTAL	30	157	34	2	TOTAL	32	97	29	2

PASSING

Kansas City	A	C	Yds	TD	I	Seattle	A	C	Yds	TD	I
Bono	27	18	185	3	0	Mirer	31	15	159	0	1
TOTAL	27	18	185	3	0	TOTAL	31	15	159	0	1

PASS RECEIVING

Kansas City	No	Yds	LG	TD	Seattle	No	Yds	LG	TD
Hughes	5	28	12	0	Galloway	4	57	19	0
Carter	3	61	46	1	Warren	3	26	28	0
Johnson	3	30	22	0	2 players with	2			
TOTAL	18	185	46	3	TOTAL	15	159	28	0

DEFENSE

Kansas City — Tackles: Davis 7. **Sacks:** Phillips 2.0, Booker 1.0, Browning 1.0, Davis 1.0, N. Smith 1.0, Thomas 1.0. **Interceptions:** Collins 1. **Forced Fumbles:** None. **Fumble Recoveries:** None.

Seattle — Tackles: Moss 9. **Sacks:** Sinclair 3.0. **Interceptions:** None. **Forced Fumbles:** Adams 1, Sinclair 1. **Fumble Recoveries:** Daniels 1.

TEAM STATISTICS

	Kansas City	Seattle
Total First Downs	24	17
Third Down Eff.	3/9 33.3%	3/15 20.0%
Total Net Yards	323	238
Total Off. Plays	60	70
Avg. Per Play	5.4	3.4
Net Yards Rushing	157	97
Total Rushing Plays	30	32
Net Yards Passing	166	141
Times Sacked/Yards Lost	3/19	7/18
Pass Atts-Comps-Ints	27-18-0	31-15-1
Punts -No. And Avg.	6-47.2	6-47.5
Penalties-No. And Yards	6-38	6-86
Fumbles-No. And Lost	3-2	0-0
Touchdowns	5	2
Field Goals Made-Att	0-0	1-2
Time Of Possession	28:03	31:57

4 Seattle Seahawks 17, Tampa Bay Buccaneers 13

Sunday, September 22, 1996 — Houlihan's Stadium

Rick Mirer engineered two touchdown drives in the game's last nine minutes to give the Seahawks a 17-13 win. After Tampa Bay went up 13-3 with 9:20 left, Mirer drove the Seahawks 83 yards in 13 plays capped by his five-yard scoring pass to Brian Blades with 3:00 left. Mirer completed 8-of-9 passes for 64 yards, including five to Blades for 45 yards, on the drive. Then Seattle took over at their own 39 with 2:22 left. The 11-play drive included Mirer completing 4-of-8 passes for 54 yards, including a 21-yarder to Ronnie Harris and an 18-yarder to Blades on a 2nd-and-19. Lamar Smith took a draw play 14 yards for the game-winning touchdown with 31 seconds left. During the last two drives, Mirer completed 12-of-17 passes for 118 yards, with eight of the completions going to Blades for 78 yards. The Seattle defense snuffed out the last two Buccaneers drives, recording a sack by Cortez Kennedy one play before Darryl Williams' interception on the last one. The 10-point deficit overcome by Seattle equals the sixth largest in franchise history and equals the largest on the road. It was the fifth fourth quarter comeback of Mirer's career. The Seahawks defense limited the Buccaneers to 217 yards, the fewest allowed in Dennis Erickson's 20-game NFL coaching career, recorded two sacks and had one takeaway. Forty of the Buccaneers total yardage came on a fake punt run by upback John Lynch, which set up their only touchdown.

Seattle	0	3	0	14	—	17
Tampa Bay	3	7	0	3	—	13
TB	— Husted 33 FG [15-56, 6:51]					
SEA	— Peterson 33 FG [13-75, 6:41]					
TB	— Brooks 2 run (Husted kick) [12-80, 6:11]					
TB	— Husted 28 FG [4-22, 4:08]					
SEA	— Blades 5 pass Mirer (Peterson kick) [13-83, 6:20]					
SEA	— Smith 14 run (Peterson kick) [11-61, 1:51]					
Att.	— 30,212					

INDIVIDUAL STATISTICS

RUSHING

Seattle	Att	Yds	LG	TD	Tampa Bay	Att	Yds	LG	TD
Warren	12	38	10	0	Brooks	26	65	13	1
SMith	7	32	14	1	Lynch	1	40	40	0
TOTAL	26	124	15	1	TOTAL	33	111	40	1

PASSING

Seattle	A	C	Yds	TD	I	Tampa Bay	A	C	Yds	TD	I
Mirer	37	20	209	1	1	Dilfer	26	15	118	0	1
TOTAL	37	20	209	1	1	TOTAL	26	15	118	0	1

PASS RECEIVING

Seattle	No	Yds	LG	TD	Tampa Bay	No	Yds	LG	TD
Blades	9	92	18	1	Alsott	4	25	10	0
Galloway	3	33	16	0	Moore	4	21	6	0
Warren	2	18	12	0	Harper	3	48	21	0
TOTAL	20	209	21	1	TOTAL	15	118	21	0

DEFENSE

Seattle — Tackles: Blackmon 11. **Sacks:** Kennedy 1.0, Moss 1.0. **Interceptions:** D. Williams 1. **Forced Fumbles:** None. **Fumble Recoveries:** None.

Tampa Bay — Tackles: Nickerson 9. **Sacks:** Sapp 2.0, Marts 1.0. **Interceptions:** Nickerson 1. **Forced Fumbles:** Gooch 1. **Fumble Recoveries:** None.

TEAM STATISTICS

	Seattle	Tampa Bay
Total First Downs	22	14
Third Down Eff.	6/15 40.0%	7/15 46.7%
Total Net Yards	322	217
Total Off. Plays	66	61
Avg. Per Play	4.9	3.6
Net Yards Rushing	124	111
Total Rushing Plays	26	33
Net Yards Passing	198	106
Times Sacked/Yards Lost	3/11	2/12
Pass Atts-Comps-Ints	37-20-1	26-15-1
Punts - No. And Avg.	5-46.6	4-43.5
Penalties-No. And Yards	13-95	8-48
Fumbles-No. And Lost	1-0	0-0
Touchdowns	2	1
Field Goals Made-Att	1-1	1-1
Time Of Possession	28:24	31:36

5 Green Bay Packers 31, Seattle Seahawks 10

Sunday, September 29, 1996 — Kingdome

Brett Favre's four touchdown passes and five takeaways by the Green Bay defense gave the visiting Packers a 31-10 win. Seattle's turnovers led directly to 24 of the Packers points and contributed to the fact that six Green Bay drives started in Seahawks territory, good for 24 points. Favre guided the Packers to a 17-0 second quarter lead with scoring passes to Antonio Freeman and Dorsey Levens sandwiched around a Chris Jacke field goal. The Seahawks closed to 17-7 on Chris Warren's touchdown run at the end of the first half. Favre's third scoring pass came at the end of the Packers first third quarter drive. Seattle answered with a Todd Peterson field goal and was driving at the start of the fourth quarter, but Doug Evans' interception, at the Green Bay 9, ended that threat and his subsequent 63-yard return set up Favre's fourth scoring pass, a four-yarder to Freeman. Favre passed for four touchdowns for the fifth time in his career, one off his personal best of five. Freeman caught seven passes for 108 yards and two scores. Green Bay controlled the ball for 35:34 and did not turn the ball over. Warren rushed for 103 yards on 18 carries, his first 100-yard game of the season and 22nd of his career, one off Curt Warner's team record. He'd entered the game with 129 yards on 53 carries. Linebacker Dean Wells led the Seattle defense with a personal best 16 tackles.

Green Bay	10	7	7	7	—	31
Seattle	0	7	3	0	—	10
GB	— Freeman 13 pass Favre (Jacke kick) [5-46, 2:21]					
GB	— Jacke 36 FG [4-2, 1:33]					
GB	— Levens 4 pass Favre (Jacke kick) [7-28, 3:04]					
SEA	— Warren 37 run (Peterson kick) [5-73, 1:58]					
GB	— Jackson 10 pass Favre (Jacke kick) [9-77, 4:44]					
SEA	— Peterson 44 FG [7-53, 2:49]					
GB	— Freeman 4 pass Favre (Jacke kick) [5-28, 2:21]					
Att.	— 59,970					

INDIVIDUAL STATISTICS

RUSHING

Green Bay	Att	Yds	LG	TD	Seattle	Att	Yds	LG	TD
Bennett	22	94	14	0	Warren	18	103	37	1
Levens	6	28	11	0	Galloway	2	22	17	0
TOTAL	35	142	14	0	TOTAL	26	159	37	1

PASSING

Green Bay	A	C	Yds	TD	I	Seattle	A	C	Yds	TD	I
Favre	34	20	209	4	0	Mirer	30	10	156	0	4
						Friesz	4	1	15	0	0
TOTAL	34	20	209	4	0	TOTAL	34	11	171	0	4

PASS RECEIVING

Green Bay	No	Yds	LG	TD	Seattle	No	Yds	LG	TD
Freeman	7	108	28	2	Warren	3	44	33	0
Chmura	3	36	16	0	Fauria	3	36	21	0
Levens	3	18	10	1	2 players with	2			
TOTAL	20	209	28	4	TOTAL	11	171	33	0

DEFENSE

Green Bay — Tackles: Newsome 9. **Sacks:** Simmons 1.0. **Interceptions:** Evans 1, Newsome 1, Robinson 1, R. White 1. **Forced Fumbles:** Simmons 1. **Fumble Recoveries:** Dotson 1.

Seattle — Tackles: Wells 16. **Sacks:** Kennedy 1.0, Sinclair 1.0. **Interceptions:** None. **Forced Fumbles:** None. **Fumble Recoveries:** None.

TEAM STATISTICS

	Green Bay	Seattle
Total First Downs	23	19
Third Down Eff.	5/15 33.3%	4/13 30.8%
Total Net Yards	344	329
Total Off. Plays	71	61
Avg. Per Play	4.9	5.4
Net Yards Rushing	142	159
Total Rushing Plays	35	26
Net Yards Passing	202	170
Times Sacked/Yards Lost	2/7	1/1
Pass Atts-Comps-Ints	34-20-0	34-11-4
Punts-No. And Avg.	7-43.4	6-47.0
Penalties-No. And Yards	5-37	6-38
Fumbles-No. And Lost	1-0	1-1
Field Goals Made-Att	1-2	1-1
Time Of Possession	35:34	24:26

6 Seattle Seahawks 22, Miami Dolphins 15

Sunday, October 6, 1996 — Pro Player Stadium

John Friesz made his first start a memorable one by throwing touchdown passes of 80, 65 and 51 yards to propel the Seahawks to a win over Miami in a game played in a downpour. Friesz capped his day with an 80-yard scoring pass to Brian Blades with 2:03 left to give Seattle the lead for good at 20-15. Lamar Smith then added a two-point conversion. Friesz's 65 and 51 yard connections to Joey Galloway in a three-play span of the first and second quarters overcame an early 3-0 Dolphins lead. Miami cut their deficit to 14-9 at halftime on Craig Erickson's 33-yard scoring pass to Randall Hill. The Dolphins took a 15-14 lead late in the third quarter on Irving Spikes' two-yard run, but he was stopped on a two-point attempt. That set the stage for Friesz's connection to Blades, the longest career completion for Friesz and longest reception for Blades. The Seahawks defense set up the game-winning drive by stopping the Dolphins after Dwight Hollier's interception and return to the Seattle 42. Robert Blackmon's interception with 36 seconds left clinched the win. Friesz threw for 299 yards, the most by a Seattle quarterback since 1991. Galloway had five receptions for 137 yards, his personal single-game best yardage figure. Cortez Kennedy and Winston Moss each had 2.5 tackles for loss, with two of Kennedy's being sacks. Kennedy was named AFC Defensive Player of the Week for his efforts.

Seattle	7	7	0	8	—	22
Miami	3	6	6	0	—	15

MIA — Nedney 20 FG [12-37, 7:30]

SEA — Galloway 65 pass Friesz (Peterson kick) [4-80, 1:39]

SEA — Galloway 51 pass Friesz (Peterson kick) [1-51, 0:10]

MIA — Hill 33 pass Erickson (no attempt, bad hold) [3-49, 0:38]

MIA — Spikes 2 run (Spikes run failed) [12-80, 6:21]

SEA — Blades 80 pass Friesz (Smith run) [3-80, 0:25]

Att. — 59,539

INDIVIDUAL STATISTICS

RUSHING

Seattle	Att	Yds	LG	TD	Miami	Att	Yds	LG	TD
Smith	7	35	10	0	Spikes	19	48	16	1
Warren	12	18	5	0	Abdul-Jabbar	6	19	9	0
TOTAL	27	59	10	0	TOTAL	32	85	16	1

PASSING

Seattle	A	C	Yds	TD	I	Miami	A	C	Yds	TD	I
Friesz	32	18	299	3	1	Erickson	28	16	243	1	1
TOTAL	32	18	299	3	1	TOTAL	28	16	243	1	1

PASS RECEIVING

Seattle	No	Yds	LG	TD	Miami	No	Yds	LG	TD
Galloway	5	137	65	2	McPhail	6	86	23	0
Blades	4	95	80	1	McDuffie	3	34	20	0
Warren	3	18	14	0	2 players with	2			
TOTAL	18	299	80	3	TOTAL	16	243	33	1

DEFENSE

Seattle — Tackles: 2 players with 8. **Sacks:** Kennedy 2.0, Daniels 1.0, McCrary 1.0. **Interceptions:** Blackmon 1. **Forced Fumbles:** Barber 1. **Fumble Recoveries:** Barber 1, Wells 1.

Miami — Tackles: Thomas 13. **Sacks:** None. **Interceptions:** Hollier 1. **Forced Fumbles:** Z. Thomas 1. **Fumble Recoveries:** Oliver 1, Thomas 1.

TEAM STATISTICS

	Seattle	Miami
Total First Downs	12	17
Third Down Eff.	6/16 37.5%	6/15 40.0%
Total Net Yards	358	299
Total Off. Plays	59	64
Avg. Per Play	6.1	4.7
Net Yards Rushing	59	85
Total Rushing Plays	27	32
Net Yards Passing	299	214
Times Sacked/Yards Lost	0/0	4/29
Pass Atts-Comps-Ints	32-18-1	28-16-1
Punts -No. And Avg.	6-39.2	7-48.3
Penalties-No. And Yards	4-26	3-30
Fumbles-No. And Lost	3-2	7-2
Touchdowns	5	4
Field Goals Made-Att	0-0	1-1
Time Of Possession	27:31	32:29

7 Kansas City Chiefs 34, Seattle Seahawks 16

Thursday, October 17, 1996 — Arrowhead Stadium

Marcus Allen rushed for two short touchdowns to lead the Chiefs to the win in a nationally-televised contest. Allen tallied in the second quarter to give the Chiefs a 17-0 lead and then again in the third quarter for a 27-10 advantage. The Chiefs held advantages in both total yards (340-323) and time of possession (35:13-24:47) while defeating Seattle for the fourth straight time and for the 15th time in 19 Arrowhead meetings. Seattle was also hampered by 13 penalties, which gave the Chiefs a Seahawks opponent record seven first downs. Kansas City scored on their first two possessions and four-of-five in the first half to take a 20-3 lead at intermission. The Seahawks narrowed the gap to 10 points at 20-10 on Chris Warren's 50-yard touchdown run, the longest for a touchdown in his career and his third longest overall. After an exchange of punts, Allen scored again and Sean LaChapelle scored his first career touchdown on a four-yard pass from Steve Bono for a 34-10 lead. Warren caught a career-high equalling six passes for 59 yards. Anthony Davis led the Kansas City defense with eight tackles, including a sack, and had an interception. The Seahawks were called for 13 penalties for 118 yards and had two players, linebackers Winston Moss and Dean Wells, ejected.

Seattle	0	3	7	6	—	16
Kansas City	10	10	7	7	—	34
KC	— Stoyanovich 45 FG [9-51, 4:32]					
KC	— Anders 15 run (Stoyanovich kick) [7-74, 3:28]					
KC	— Allen 1 run (Stoyanovich kick) [13-81, 8:00]					
SEA	— Peterson 24 FG [14-66, 3:21]					
KC	— Stoyanovich 43 FG [3-42, 0:26]					
SEA	— Warren 50 run (Peterson kick) [3-59, 1:35]					
KC	— Allen 1 run (Stoyanovich kick) [11-65, 6:08]					
KC	— LaChapelle 4 pass Bono (Stoyanovich kick) [10-65, 4:57]					
SEA	— Galloway 16 pass Friesz (Warren run failed) [6-69, 1:52]					
Att.	— 76,057					

INDIVIDUAL STATISTICS

RUSHING

Seattle	Att	Yds	LG	TD	Kansas City	Att	Yds	LG	TD
Warren	14	81	50	1	Allen	14	39	6	2
Smith	4	24	10	0	Anders	4	38	15	1
TOTAL	20	110	50	1	TOTAL	39	146	15	3

PASSING

Seattle	A	C	Yds	TD	I	Kansas City	A	C	Yds	TD	I
Friesz	34	20	238	1	1	Bono	26	17	194	1	0
TOTAL	34	20	238	1	1	TOTAL	26	17	194	1	0

PASS RECEIVING

Seattle	No	Yds	LG	TD	Kansas City	No	Yds	LG	TD
Warren	6	59	22	0	Penn	5	69	16	0
Galloway	3	65	22	1	Anders	4	21	12	0
2 players with	3				2 players with	2			
TOTAL	20	238	32	1	TOTAL	17	194	29	1

DEFENSE

Seattle — Tackles: 2 players with 2. Sacks: None. Interceptions: None. Forced Fumbles: Barber 1. Fumble Recoveries: C. Harris 1.

Kansas City — Tackles: Davis 8. Sacks: Davis 1.0, N. Smith 1.0, Thomas 1.0. Interceptions: A. Davis 1. Forced Fumbles: None. Fumble Recoveries: None.

TEAM STATISTICS

	Seattle	Kansas City
Total First Downs	18	27
Third Down Eff.	5/12 41.7%	5/10 50.0%
Total Net Yards	323	340
Total Off. Plays	57	65
Avg. Per Play	5.7	5.2
Net Yards Rushing	110	146
Total Rushing Plays	20	39
Net Yards Passing	213	194
Times Sacked/Yards Lost	3/25	0/0
Pass Atts-Comps-Ints	34-20-1	26-17-0
Punts -No. And Avg.	5-35.0	3-36.7
Penalties-No. And Yards	13-118	9-70
Fumbles-No. And Lost	0-0	1-1
Touchdowns	3	5
Field Goals Made-Att	1-1	2-2
Time Of Possession	24:47	35:13

8 Seattle Seahawks 32, San Diego Chargers 13 Sunday, October 27, 1996 — Kingdome

Seattle's first regular season home win was also the first in five games against a divisional foe in 1996 and the first over San Diego since 1993. Chris Warren rushed for a season high 146 yards and one score, Darryl Williams intercepted two passes, returning one of them 79 yards for a touchdown, and Todd Peterson added four field goals. Warren scored on a 37-yard run in the fourth quarter and had a 50-yard run to set up Lamar Smith's scoring run. Williams' return upped Seattle's lead to 20-6 in the second quarter, Seattle's largest lead of the season. The defense forced five turnovers, including four interceptions, to set up 23 points. Peterson's four field goals, in four attempts, equaled his personal single-game high. Cortez Kennedy collected three tackles for loss, while Sam Adams had 1.5 sacks. San Diego played without starting quarterback Stan Humphries, center Courtney Hall, and linebacker Junior Seau. Sean Salisbury, a former Seahawks quarterback, started for Humphries. Seattle had season highs with 404 total yards, including 208 rushing.

San Diego	3	3	0	7	—	13
Seattle	3	17	3	9	—	32

SEA — Peterson 33 FG [8-65, 3:34]

SD — Carney 41 FG [10-35, 4:15]

SD — Carney 43 FG [10-54, 5:05]

SEA — Peterson 44 FG [7-41, 2:30]

SEA — Smith 10 run (Peterson kick) [4-74, 2:08]

SEA — D. Williams 79 interception return (Peterson kick)

SEA — Peterson 47 FG [7-31, 2:50]

SEA — Peterson 27 FG [5-5, 2:07]

SD — Jones 27 pass Salisbury (Carney kick) [4-80, 1:09]

SEA — Warren 37 run (Warren run failed) [2-41, 0:50]

Att — 38,143

INDIVIDUAL STATISTICS

RUSHING

San Diego	Att	Yds	LG	TD	Seattle	Att	Yds	LG	TD
Fletcher	8	36	19	0	Warren	19	146	50	1
Russell	10	33	9	0	Smith	11	54	21	1
TOTAL	21	69	19	0	TOTAL	34	208	50	2

PASSING

San Diego	A	C	Yds	TD	I	Seattle	A	C	Yds	TD	I
Salisbury	43	21	291	1	4	Friesz	33	16	206	0	0
TOTAL	43	21	291	1	4	TOTAL	33	16	206	0	0

PASS RECEIVING

San Diego	No	Yds	LG	TD	Seattle	No	Yds	LG	TD
C. Jones	7	79	27	1	Blades	4	66	29	0
Fletcher	4	51	41	0	Warren	4	40	16	0
Martin	3	43	19	0	Proehl	4	29	11	0
TOTAL	21	291	56	1	TOTAL	16	206	41	0

DEFENSE

San Diego — Tackles: Harrison 13. **Sacks:** Bush 1.0, R. Johnson 1.0. **Interceptions:** None. **Forced Fumbles:** Harrison 1. **Fumble Recoveries:** Ross 1.

Seattle — Tackles: Kennedy 8, McCrary 8. **Sacks:** Adams 1.5, McCrary 1.0, Sinclair 1.0, Kennedy 0.5. **Interceptions:** D. Williams 2, Bellamy 1, Blackmon 1. **Forced Fumbles:** C. Gray 1, Kennedy 1. **Fumble Recoveries:** C. Gray 1.

TEAM STATISTICS

	San Diego	Seattle
Total First Downs	15	18
Third Down Eff.	4/16 25.0%	3/14 21.4%
Total Net Yards	322	404
Total Off. Plays	68	69
Avg. Per Play	4.7	5.9
Net Yards Rushing	69	208
Total Rushing Plays	21	34
Net Yards Passing	253	196
Times Sacked/Yards Lost	4/38	2/10
Pass Atts-Comps-Ints	43-21-4	33-16-0
Punts -No. And Avg.	6-50.2	7-36.0
Penalties-No. And Yards	7-51	7-52
Fumbles-No. And Lost	3-1	2-1
Touchdowns	2	4
Field Goals Made-Att	2-2	4-4
Time Of Possession	27:31	32:29

9 Seattle Seahawks 23, Houston Oilers 16

Sunday, November 3, 1996 — Kingdome

In the most improbable of finishes, Seattle's Michael McCrary blocked Houston's game-winning field goal, recovered it, and lateraled it to Robert Blackmon to complete a 68-yard touchdown return with four seconds left to give the Seahawks the win. The block, the first of McCrary's career, earned him AFC Special Teams Player of the Week honors. It looked like a sure Oilers win as Al Del Greco lined up for the 37-yard attempt. The Oilers had driven 60 yards to the Seattle 20 in just over three minutes to set up Del Greco, who'd made 12 straight attempts and hadn't had one blocked since 1986. Houston had taken a 16-9 lead on Steve McNair's touchdown pass to Chris Sanders with 8:12 left. Seattle responded with John Friesz's touchdown pass to Joey Galloway with 3:30 left. Friesz threw for 323 yards, his second highest total ever, and the first 300-yard game by a Seattle quarterback in 79 games. Galloway caught a career-high eight passes. McNair made only his third career start subbing for Chris Chandler (groin). Seattle lost starters Brian Blades, Chris Warren, Christian Fauria, Mack Strong, and reserve Michael Barber to injuries during the game. Joe Nash, signed during the week to replace Glenn Montgomery (shoulder), upped his franchise record for games played to 211.

Houston	3	0	3	10	—	16
Seattle	3	3	3	14	—	23
HOU — Del Greco	35 FG [10-55, 6:17]					
SEA — Peterson	25 FG [6-16, 2:52]					
SEA — Peterson	35 FG [12-65, 6:11]					
HOU — Del Greco	36 FG [11-45, 6:20]					
SEA — Peterson	44 FG [6-50, 2:32]					
HOU — Del Greco	45 FG [5-53, 2:36]					
HOU — Sanders	65 pass McNair (Del Greco kick) [1-65, 0:12]					
SEA — Galloway	14 pass Friesz (Peterson kick) [9-66, 4:42]					
SEA — Blackmon	61 blocked FG return (Peterson kick)					
Att. —	36,320					

INDIVIDUAL STATISTICS

RUSHING

Houston	Att	Yds	LG	TD	Seattle	Att	Yds	LG	TD
George	25	91	20	0	Warren	16	34	5	0
McNair	5	22	9	0	Smith	4	-2	1	0
TOTAL	33	128	20	0	TOTAL	21	32	5	0

PASSING

Houston	A	C	Yds	TD	I	Seattle	A	C	Yds	TD	I
McNair	18	12	225	1	1	Friesz	38	24	323	1	1
TOTAL	18	12	225	1	1	TOTAL	38	24	323	1	1

PASS RECEIVING

Houston	No	Yds	LG	TD	Seattle	No	Yds	LG	TD
Davis	3	61	49	0	Galloway	8	94	18	1
Thomas	3	57	3	0	Blades	4	69	24	0
2 players with	2				3 players with	3			
TOTAL	12	225	65	1	TOTAL	24	323	44	1

DEFENSE

Houston — Tackles: Barrow 8, Bishop 8. **Sacks:** Barrow 1.0, Bowden 1.0, Walker 1.0 **Interceptions:** Lewis 1. **Forced Fumbles:** None. **Fumble Recoveries:** None.

Seattle — Tackles: Wooden 11. **Sacks:** None. **Interceptions:** Wooden 1. **Forced Fumbles:** None. **Fumble Recoveries:** None.

TEAM STATISTICS

	Houston	Seattle
Total First Downs	13	19
Third Down Eff.	2/11 18.2%	3/12 25.0%
Total Net Yards	353	342
Total Off. Plays	51	62
Avg. Per Play	6.9	5.5
Net Yards Rushing	128	32
Total Rushing Plays	33	21
Net Yards Passing	225	310
Times Sacked/Yards Lost	0/0	3/13
Pass Atts-Comps-Ints	18-12-1	38-24-1
Punts -No. And Avg.	4-39.8	3-50.3
Penalties-No. And Yards	6-40	3-20
Fumbles-No. And Lost	0-0	2-0
Touchdowns	2	1
Field Goals Made-Att	3-4	3-5
Time Of Possession	28:59	31:01

10 Seattle Seahawks 42, Minnesota Vikings 23

Sunday, November 10, 1996 — Kingdome

Seattle posted season highs in points, yards, and time of possession as they won their third straight game. The win was Seattle's third in a three-game homestand and evened their record at 5-5. The Seahawks scored 29 of their points following Vikings turnovers. Seattle jumped to a 13-7 lead and then broke the game open with 15 points in the half's last 55 seconds as interceptions by Jay Bellamy and Winston Moss set up touchdowns. Seattle drove 59 yards, featuring three straight plays of at least 19 yards, capped by Chris Warren's one-yard touchdown dive with the first drive of the second half. The lead went to 42-7 after Williams' fumble recovery set up Friesz's pass to Ricky Proehl. Proehl, who was making his first start since 1994, for an injured Brian Blades (shoulder) caught six for 95 yards. Smith (career high 90 yards), Warren (61), and Broussard (26) combined for 200 rushing yards. The Seattle defense limited the Vikings to 15 rushing yards on 12 attempts, the second lowest total allowed by the Seahawks and the second lowest recorded by the Vikings. Seattle punter Rick Tuten set a franchise record by placing six punts inside the 20.

Minnesota	0	7	0	16	—	23
Seattle	10	18	7	7	—	42

SEA — Peterson 54 FG [8-44, 4:24]

SEA — Smith 1 run (Peterson kick) [4-9, 2:04]

SEA — Peterson 38 FG [6-10, 1:55]

MIN — Reed 38 pass Moon (Sisson kick) [3-60, 1:16]

SEA — Galloway 7 pass Friesz (Smith run) [3-37, 0:21]

SEA — Broussard 26 run (Peterson kick) [2-37, 0:13]

SEA — Warren 1 run (Peterson kick) [5-59, 3:36]

SEA — Proehl 22 pass Friesz (Peterson kick) [3-8, 1:08]

MIN — Johnson 1 run (Jordan pass Johnson) [9-85, 3:56]

MIN — Reed 14 pass Johnson (Walsh pass Johnson) [2-19, 0:15]

Att. — 50,794

INDIVIDUAL STATISTICS

RUSHING

Minnesota	Att	Yds	LG	TD	Seattle	Att	Yds	LG	TD
Graham	6	9	4	0	Smith	15	90	22	1
Johnson	2	3	2	1	Warren	14	61	19	1
TOTAL	12	15	4	1	TOTAL	37	199	26	3

PASSING

Minnesota	A	C	Yds	TD	I	Seattle	A	C	Yds	TD	I
Moon	30	14	187	1	2	Friesz	33	22	263	2	0
Johnson	12	8	123	1	0	Mirer	1	1	5	0	0
TOTAL	42	22	310	2	2	TOTAL	34	23	268	2	0

PASS RECEIVING

Minnesota	No	Yds	LG	TD	Seattle	No	Yds	LG	TD
Carter	7	142	40	0	Galloway	8	91	19	1
Lee	4	26	21	0	Proehl	6	95	22	1
3 players with	3				2 players with	3			
TOTAL	22	310	40	2	TOTAL	23	268	22	2

DEFENSE

Minnesota — Tackles: Washington 11. **Sacks:** Randle 1.0, Smith 1.0. **Interceptions:** None. **Forced Fumbles:** Jackson 1. **Fumble Recoveries:** Clemons 1.

Seattle — Tackles: D. Williams 5, Wooden 5. **Sacks:** McCrary 1.0. **Interceptions:** Bellamy 1, Moss 1. **Forced Fumbles:** None. **Fumble Recoveries:** None.

TEAM STATISTICS

	Minnesota	Seattle
Total First Downs	16	26
Third Down Eff.	3/11 27.3%	2/13 15.4%
Total Net Yards	315	452
Total Off. Plays	55	73
Avg. Per Play	5.7	6.2
Net Yards Rushing	15	199
Total Rushing Plays	12	37
Net Yards Passing	300	253
Times Sacked/Yards Lost	1/10	2/15
Pass Atts-Comps-Ints	42-22-2	34-23-0
Punts -No. And Avg.	8-43.6	6-39.8
Penalties-No. And Yards	9-81	13-98
Fumbles-No. And Lost	2-2	1-1
Touchdowns	4	6
Field Goals Made-Att	0-0	2-2
Time Of Possession	22:23	37:37

11 Detroit Lions 17, Seattle Seahawks 16

Sunday, November 17, 1996 — Silverdome

The Lions escaped with a win over the Seahawks as Seattle's game-winning field goal attempt sailed wide right at the final gun. The Lions rallied from a 10-0 deficit to snap their four-game losing streak and end Seattle's three-game winning streak. Seattle built their lead on the legs of Lamar Smith who was making his first start for an injured Chris Warren (knee). Smith rushed for a career high 148 yards on 32 carries, including 100 first half yards on 20 attempts. He carried eight times for 41 yards on the game-opening drive which was capped by his touchdown run. Detroit closed to within three points at halftime on Barry Sanders run. Seattle scored on their first third quarter possession as a 73-yard John Friesz to James McKnight connection that up Todd Peterson's field goal. The Lions took the lead at 14-13 on Don Majkowski's six-yard touchdown pass to Herman Moore. The teams traded field goals and the lead in the fourth quarter, with Jason Hanson's 43-yarder with 4:32 left giving the Lions their final lead. Rick Mirer, who was replacing an injured John Friesz (leg), drove the Seahawks to the Detroit 24, but Peterson's 42-yard effort sailed wide right at the last instant. Seattle led in total yards, rushing yards, and time of possession, but in five trips inside the Lions 20, could only score one touchdown and 16 total points.

Seattle	7	3	3	3	—	16
Detroit	0	7	7	3	—	17

SEA — Smith 1 run (Peterson kick) [10-63, 6:23]

SEA — Peterson 24 FG [11-74, 5:33]

DET — Sanders 11 run (Hanson kick) [6-58, 2:57]

SEA — Peterson 25 FG [6-73, 2:22]

DET — Moore 6 pass Majkowski (Hanson kick) [7-79, 3:50]

SEA — Peterson 21 FG [13-70, 7:47]

DET — Hanson 43 FG [8-51, 4:33]

Att. — 51,194

INDIVIDUAL STATISTICS

RUSHING

Seattle	Att	Yds	LG	TD	Detroit	Att	Yds	LG	TD
Smith	33	148	18	1	Sanders	16	134	40	1
Broussard	6	31	17	0	Majkowski	4	8	4	0
TOTAL	41	184	18	1	TOTAL	21	144	40	1

PASSING

Seattle	A	C	Yds	TD	I	Detroit	A	C	Yds	TD	I
Friesz	18	8	148	0	1	Majkowski	23	18	157	1	1
Mirer	7	5	52	0	0						
TOTAL	25	13	200	0	1	TOTAL	23	18	157	1	1

PASS RECEIVING

Seattle	No	Yds	LG	TD	Detroit	No	Yds	LG	TD
Crumpler	3	41	17	0	Moore	6	55	16	1
Galloway	3	22	10	0	Perriman	4	51	18	0
Broussard	2	15	9	0	Morton	4	35	16	0
TOTAL	13	200	73	0	TOTAL	18	157	18	1

DEFENSE

Seattle — **Tackles:** Moss 7, Wooden 7. **Sacks:** Kennedy 1.0, McCrary 1.0. **Interceptions:** C. Harris 1. **Forced Fumbles:** None. **Fumble Recoveries:** None.

Detroit — **Tackles:** Blades 14. **Sacks:** Elliss 1.0. **Interceptions:** Stewart 1. **Forced Fumbles:** Malone 2. **Fumble Recoveries:** None.

TEAM STATISTICS

	Seattle	Detroit
Total First Downs	24	17
Third Down Eff.	4/11 36.4%	2/7 28.6%
Total Net Yards	378	285
Total Off. Plays	67	46
Avg. Per Play	5.6	6.2
Net Yards Rushing	184	144
Total Rushing Plays	41	21
Net Yards Passing	194	141
Times Sacked/Yards Lost	1/6	2/16
Pass Atts-Comps-Ints	25-13-1	23-18-1
Punts -No. And Avg.	3-42.3	4-42.0
Penalties-No. And Yards	6-46	7-66
Fumbles-No. And Lost	3-0	1-0
Touchdowns	1	2
Field Goals Made-Att	3-4	1-1
Time Of Possession	35:07	24:53

12 Oakland Raiders 27, Seattle Seahawks 21

Sunday, November 24, 1996 — Kingdome

The Oakland defense stopped Seattle twice on fourth downs inside the 7:00 to hold on for the win. The first came with the Raiders holding a 24-21 lead and Seattle at the Oakland 42. Jerry Ball and Pat Swilling stopped Seattle's Rick Mirer on a fourth-and-one sneak. The second came with Oakland up 27-21 and the Seahawks driving at the Raiders 47 with 51 seconds left. Mirer's pass fell incomplete. Oakland's Jeff Hostetler threw two touchdown passes for a 14-10 halftime lead after Seattle opened the scoring on a 21-yard field goal by Todd Peterson, which was set up by Corey Harris' fumble recovery. The Raiders answered after a takeaway of their own and a Hostetler-to-James Jett touchdown pass. Seattle re-took the lead as Mirer connected with Ronnie Williams for the score. It was Williams' first career touchdown. Hostetler answered with a three-yard pass to tackle-eligible Rick Cunningham. The teams exchanged third quarter field goals before Derrick Fenner's touchdown run. Seattle answered with a Chris Warren score. After a punt, Seattle moved to the Raiders 42, but were stopped on fourth down. The Raiders then drove to Cole Ford's second field goal. Seattle then moved to the Oakland 47, only to be stopped on fourth down. Mirer made his first start since September 29 because of a season-ending injury to John Friesz.

Oakland	0	14	3	10	—	27
Seattle	3	7	3	8	—	21
SEA — Peterson	21 FG [9-48, 4:10]					
OAK — Jett	17 pass Hostetler (Ford kick) [3-21, 1:54]					
SEA — R. Williams	2 pass Mirer (Peterson kick) [5-58, 2:38]					
OAK — Cunningham	3 pass Hostetler (Ford kick) [9-45, 5:12]					
OAK — Ford	47 FG [11-46, 4:37]					
SEA — Peterson	32 FG [11-68, 5:28]					
OAK — Fenner	1 run (Ford kick) [12-76, 6:22]					
SEA — Warren	2 run (Warren run) [4-72, 2:23]					
OAK — Ford	26 FG [9-50, 4:40]					
Att. —	47,506					

INDIVIDUAL STATISTICS

RUSHING

Oakland	Att	Yds	LG	TD	Seattle	Att	Yds	LG	TD
Kaufman	15	104	21	0	Warren	18	88	21	1
H. Williams	11	33	13	0	Mirer	6	33	24	0
TOTAL	43	200	21	1	TOTAL	28	130	24	1

PASSING

Oakland	A	C	Yds	TD	I	Seattle	A	C	Yds	TD	I
Hostetler	23	13	178	2	0	Mirer	25	16	181	1	0
TOTAL	23	13	178	2	0	TOTAL	25	16	181	1	0

PASS RECEIVING

Oakland	No	Yds	LG	TD	Seattle	No	Yds	LG	TD
T. Brown	6	77	23	0	Blades	4	32	15	0
2 players with	2				2 players with	3			
TOTAL	13	178	29	2	TOTAL	16	181	42	1

DEFENSE

Oakland — Tackles: M. Jones 10. **Sacks:** Bruce 1.0, McGlockton 1.0, Swilling 1.0. **Interceptions:** None. **Forced Fumbles:** Swilling 1. **Fumble Recoveries:** Bruce 1.

Seattle — Tackles: D. Williams 12. **Sacks:** Adams 2.0, McCrary 1.0, Wells 1.0. **Interceptions:** None. **Forced Fumbles:** Adams 1, Blackmon 1. **Fumble Recoveries:** C. Harris 1.

TEAM STATISTICS

	Oakland	Seattle
Total First Downs	19	17
Third Down Eff.	10/17 58.8%	2/11 18.2%
Total Net Yards	349	296
Total Off. Plays	70	56
Avg. Per Play	5.0	5.3
Net Yards Rushing	200	130
Total Rushing Plays	43	28
Net Yards Passing	149	166
Times Sacked/Yards Lost	4/29	3/15
Pass Atts-Comps-Ints	23-13-0	25-16-0
Punts-No. And Avg.	3-37.7	3-38.0
Penalties-No. And Yards	9-102	4-30
Fumbles-No. And Lost	3-1	1-1
Touchdowns	4	3
Field Goals Made-Att	2-2	2-2
Time Of Possession	34:12	25:48

13 Denver Broncos 34, Seattle Seahawks 7

Sunday, December 1, 1996 — Mile High Stadium

Denver clinched the AFC Western Division title and secured the home field advantage throughout the AFC playoffs with their win. The Broncos upped their record to 12-1 and remained undefeated at home (7-0) behind John Elway, who passed for two touchdowns and ran for another in the first half. Terrell Davis, the NFL's leading rusher, gained 106 yards on 26 carries with a touchdown, his second 100-yard game against the Seahawks in 1996. Denver's Vaughn Hebron returned the game-opening kickoff 59 yards setting up Elway's scoring pass to Shannon Sharpe. Seattle tied the game at 7-7 on an eight-yard Rick Mirer-to-Mike Pritchard touchdown pass. Denver responded with 27 unanswered points, 20 in the first half. Elway scored first on a one-yard run. Jason Elam added two field goals, and Elway connected with Ed McCaffrey from four yards out for a 27-7 lead after a Seahawks turnover. Davis capped the scoring with a five-yard run on the Broncos first second half possession, giving Denver scores on six-of-seven possessions. The Broncos rolled up Seattle 1996 opponent highs of 441 total yards, 31 total first downs, 16 passing first downs, and a 41:24-18:36 time of possession advantage. Seattle's Rick Tuten established a franchise record with a 55.2 yard punting average.

Seattle	7	0	0	0	—	7
Denver	14	13	7	0	—	34
DEN — Sharpe	1 pass Elway (Elam kick) [6-35, 3:24]					
SEA — Pritchard	8 pass Mirer (Peterson kick) [6-66, 3:29]					
DEN — Elway	2 run (Elam kick) [7-56, 3:34]					
DEN — Elam	44 FG [11-43, 6:00]					
DEN — Elam	18 FG [14-56, 6:00]					
DEN — McCaffrey	4 pass Elway (Elam kick) [5-32, 0:33]					
DEN — Davis	5 run (Elam kick) [10-83, 5:13]					
Att. —	74,982					

INDIVIDUAL STATISTICS

RUSHING

Seattle	Att	Yds	LG	TD	Denver	Att	Yds	LG	TD
Smith	8	42	9	0	Davis	26	106	16	1
Warren	7	32	13	0	Hebron	8	60	27	0
TOTAL	19	105	13	0	TOTAL	45	205	28	2

PASSING

Seattle	A	C	Yds	TD	I	Denver	A	C	Yds	TD	I
Mirer	28	13	177	1	2	Elway	27	17	189	2	0
						Musgrave	7	6	51	0	0
TOTAL	28	13	177	1	2	TOTAL	34	23	240	2	0

PASS RECEIVING

Seattle	No	Yds	LG	TD	Denver	No	Yds	LG	TD
Galloway	5	108	43	0	McCaffrey	5	43	12	1
Crumpler	4	31	11	0	Sharpe	4	21	8	1
Blades	2	23	16	0	2 players with	3			
TOTAL	13	177	43	1	TOTAL	23	240	30	2

DEFENSE

Seattle — Tackles: McCrary 10, Wells 10. **Sacks:** Kennedy 0.5, McCrary 0.5. **Interceptions:** None. **Forced Fumbles:** None. **Fumble Recoveries:** None.

Denver — Tackles: Aldridge 6, Braxton 6. **Sacks:** Lodish 0.5, Robinson 0.5. **Interceptions:** Braxton 1, James 1. **Forced Fumbles:** James 1. **Fumble Recoveries:** James 1.

TEAM STATISTICS

	Seattle	Denver
Total First Downs	13	31
Third Down Eff.	3/10 30.0%	8/15 53.3%
Total Net Yards	277	441
Total Off. Plays	48	80
Avg. Per Play	5.8	5.5
Net Yards Rushing	105	205
Total Rushing Plays	19	45
Net Yards Passing	172	236
Times Sacked/Yards Lost	1/5	1/4
Pass Atts-Comps-Ints	28-13-2	34-23-0
Punts -No. And Avg.	5-55.2	2-38.0
Penalties-No. And Yards	6-44	7-52
Fumbles-No. And Lost	1-1	0-0
Touchdowns	1	4
Field Goals Made-Att	0-0	2-2
Time Of Possession	18:36	41:24

14 Seattle Seahawks 26, Buffalo Bills 18

Sunday, December 8, 1996 — Kingdome

The Seattle defense forced five turnovers and recorded nine sacks to defeat the AFC Eastern Division leading Bills. Darryl Williams picked off two passes and recovered a fumble in the game's first 17:55* to set up 13 points. Michael Sinclair had 3.0 of Seattle's sack total. In all, 20 of the Seahawks points were set up by turnovers. The tone was set on the Bills first play as Williams recovered a fumble to set up a touchdown. He picked off his first interception which led to the first of Todd Peterson's four field goals. Williams' second interception resulted in another field goal. Buffalo scored on touchdown passes from Jim Kelly and Todd Collins, who replaced an injured Kelly (left shoulder). The Bills recovered an onside kick, but Jay Bellamy intercepted and Rick Tuten's ensuing punt was downed by James McKnight at the 1. A sack by Cortez Kennedy and Antonio Edwards ended the game. Chris Warren carried a season-high 21 times for 116 yards, his club record 24th career 100-yard game. Kelly threw for 324 yards, the first passer to top 300 versus Seattle since October 8, 1995, a span of 25 games.

Buffalo	0	8	0	10	—	18
Seattle	10	6	3	7	—	26
SEA — Galloway	27	pass	Mirer	(Peterson kick)	[3-45, 1:14]	
SEA — Peterson	41	FG	[4-0, 1:40]			
SEA — Peterson	38	FG	[8-37, 2:29]			
SEA — Peterson	22	FG	[8-31, 3:53]			
BUF — Moulds	37	pass	Kelly	(Early pass Kelly)	[4-72, 1:06]	
SEA — Peterson	30	FG	[6-67, 3:14]			
BUF — Christie	22	FG	[16-85, 5:52]			
SEA — Smith	12	run	(Peterson kick)	[2-13, 0:57]		
BUF — Brantley	22	pass	Collins	(Christie kick)	[4-30, 0:44]	
Att. —	41,373					

INDIVIDUAL STATISTICS

RUSHING

Buffalo	Att	Yds	LG	TD	Seattle	Att	Yds	LG	TD
Thomas	17	65	10	0	Warren	21	116	51	0
Holmes	4	4	7	0	Smith	10	27	12	1
TOTAL	24	79	10	0	TOTAL	35	170	51	1

PASSING

Buffalo	A	C	Yds	TD	I	Seattle	A	C	Yds	TD	I
Kelly	41	24	324	1	2	Mirer	23	9	147	1	0
Collins	7	4	46	1	1						
TOTAL	48	28	370	2	3	TOTAL	23	9	147	1	0

PASS RECEIVING

Buffalo	No	Yds	LG	TD	Seattle	No	Yds	LG	TD
Early	6	79	24	0	Proehl	4	91	56	0
Moulds	5	89	37	1	Warren	3	18	8	0
2 players with	4				2 players with	1			
TOTAL	28	370	37	2	TOTAL	9	147	56	1

DEFENSE

Buffalo — Tackles: Spielman 11. **Sacks:** Irvin 1.0, Rogers 1.0. **Interceptions:** None. **Forced Fumbles:** None. **Fumble Recoveries:** None. **Seattle — Tackles:** Moss 9. **Sacks:** Sinclair 3.0, Edwards 2.0, Kennedy 2.0, Blackmon 1.0, McCrary 1.0. **Interceptions:** D. Williams 2, Bellamy 1. **Forced Fumbles:** Blackmon 1, Sinclair 1. **Fumble Recoveries:** Adams 1, Sinclair 1.

TEAM STATISTICS

	Buffalo	Seattle
Total First Downs	21	11
Third Down Eff.	6/16 37.5%	2/16 12.5%
Total Net Yards	382	302
Total Off. Plays	81	60
Avg. Per Play	4.7	5.0
Net Yards Rushing	70	170
Total Rushing Plays	24	35
Net Yards Passing	312	132
Times Sacked/Yards Lost	9/58	2/15
Pass Atts-Comps-Ints	48-28-3	23-9-0
Punts -No. And Avg.	7-39.1	9-46.3
Penalties-No. And Yards	4-25	2-10
Fumbles-No. And Lost	2-2	0-0
Touchdowns	2	2
Field Goals Made-Att	1-1	4-5
Time Of Possession	30:45	29:15

15 Jacksonville Jaguars 20, Seattle Seahawks 13

Sunday, December 15, 1996 — Jacksonville Stadium

Mark Brunell and Jimmy Smith combined for two touchdowns to give the Jaguars a 20-13 win in a game nationally televised by ESPN. The win kept the Jaguars in the playoff picture, while eliminating the Seahawks. The duo connected in the first quarter to give Jacksonville a 7-0 lead before Seattle responded with 13 straight points on two Todd Peterson field goals sandwiched around a Rick Mirer touchdown pass. On the first play of the fourth quarter, Smith and Brunell hooked up for a 14-13 lead the Jaguars never relinquished. Mike Hollis then added two field goals, the first after Tony Brackens' interception and 27-yard return. The second came with 2:48 left at the end of a 56-yard drive that used up 5:21. The Jacksonville defense stiffened and stopped Seattle on fourth down with 2:06 left and the offense ran out the clock. Brunell passed the 4,000-yard mark for the season. Brackens led Jaguars with nine tackles, including a sack. Michael McCrary paced the Seattle defense with a single-game best three sacks. Both Dean Wells (103) and Winston Moss (101) topped 100 tackles for the season in the game. Peterson's two field goals upped his total to 26, breaking John Kasay's 1991 club record of 25. Jay Bellamy had three special teams tackles to push his club record total to 31.

Seattle	0	10	3	0	—	13
Jacksonville	7	0	0	13	—	20
JAX — J. Smith	12 pass Brunell (Hollis kick) [11-79, 6:10]					
SEA — Peterson	27 FG [11-63, 6:36]					
SEA — Proehl	10 pass Mirer (Peterson kick) [14-73, 5:04]					
SEA — Peterson	24 FG [7-63, 3:57]					
JAX — J. Smith	39 pass Brunell (Hollis kick) [5-57, 2:01]					
JAX — Hollis	19 FG [7-33, 3:25]					
JAX — Hollis	39 FG [10-56, 5:21]					
Att. —	66,134					

INDIVIDUAL STATISTICS

RUSHING

Seattle	Att	Yds	LG	TD	Jacksonville	Att	Yds	LG	TD
Smith	16	57	16	0	Means	23	92	14	0
Galloway	1	51	51	0	Brunell	7	34	17	0
Warren	11	47	15	0	Stewart	1	7	7	0
TOTAL	29	159	51	0	TOTAL	31	133	17	0

PASSING

Seattle	A	C	Yds	TD	I	Jacksonville	A	C	Yds	TD	I
Mirer	31	16	156	1	1	Brunell	26	19	231	2	0
TOTAL	31	16	156	1	1	TOTAL	26	19	231	2	0

PASS RECEIVING

Seattle	No	Yds	LG	TD	Jacksonville	No	Yds	LG	TD
Crumpler	6	58	16	0	J. Smith	8	124	39	2
Galloway	3	51	23	0	Mitchell	5	71	27	0
2 players with	2				McCardell	3	23	9	0
TOTAL	16	156	23	1	TOTAL	19	231	39	2

DEFENSE

Seattle — Tackles: Blackmon 8. **Sacks:** McCrary 3.0. **Interceptions:** None. **Forced Fumbles:** Blackmon 1. **Fumble Recoveries:** None.
Jacksonville — Tackles: Brackens 9. **Sacks:** Brackens 1.0, Lageman 1.0. **Interceptions:** Brackens 1. **Forced Fumbles:** Hardy 1. **Fumble Recoveries:** None.

TEAM STATISTICS

	Seattle	Jacksonville
Total First Downs	19	18
Third Down Eff.	6/14 42.9%	5/12 41.7%
Total Net Yards	306	351
Total Off. Plays	62	60
Avg. Per Play	4.9	5.9
Net Yards Rushing	159	133
Total Rushing Plays	29	31
Net Yards Passing	147	218
Times Sacked/Yards Lost	2/9	3/13
Pass Atts-Comps-Ints	31-16-1	26-19-0
Punts -No. And Avg.	4-41.5	3-36.7
Penalties-No. And Yards	5-33	2-21
Fumbles-No. And Lost	1-0	2-0
Touchdowns	1	2
Field Goals Made-Att	2-2	2-3
Time Of Possession	29:25	30:35

16 Seattle Seahawks 28, Oakland Raiders 21

Sunday, December 22, 1996 — Oakland Coliseum

The Seahawks defense recorded seven takeaways setting up 21 points to secure the win. Michael McCrary tied a team record with four sacks, along with a forced fumble and a fumble recovery to earn AFC Defensive Player of the Week honors. His 13.5 sacks for the season tied him for the AFC lead. Terry Wooden tied another record with two fumble recoveries, while Robert Blackmon had an interception. The defensive effort was invaluable because the Seattle offense struggled gaining 129 yards, including 13 passing. Stan Gelbaugh made his first start since the last game of the 1992 season and his first appearance in a game since the 1994 finale, but lasted just seven plays before leaving the game with a groin injury. With Rick Mirer (quad) inactive, Gino Torretta, signed as a free agent five weeks earlier, played the rest of the game and engineered the comeback from deficits of 11-0 and 14-3.

Seattle	0	13	15	0	—	28
Oakland	8	6	7	0	—	21
OAK — Ford 47 FG [8-42, 3:19]						
OAK — Safety, Land tackles Bellamy in end zone						
OAK — Ford 23 FG [6-54, 2:26]						
OAK — Ford 25 FG [12-55, 5:36]						
SEA — Peterson 45 FG [4-(-5), 0:17]						
OAK — Ford 24 FG [7-29, 3:05]						
SEA — Smith 27 run (Peterson kick) [1-27, 0:17]						
SEA — Peterson 52 FG [2-13, 0:11]						
SEA — Galloway 32 pass Torretta (Smith run) [3-29, 0:53]						
SEA — Smith 3 run (Peterson kick) [2-7, 0:47]						
OAK — Fenner 1 run (Ford kick) [4-20, 1:59]						
Att. — 33,455						

INDIVIDUAL STATISTICS

RUSHING

Seattle	Att	Yds	LG	TD	Oakland	Att	Yds	LG	TD
Smith	25	87	27	2	Kaufman	15	66	18	0
Torretta	2	12	13	0	Klingler	4	36	14	0
TOTAL	29	116	27	2	TOTAL	29	118	18	1

PASSING

Seattle	A	C	Yds	TD	I	Oakland	A	C	Yds	TD	I
Gelbaugh	2	0	0	0	0	Hobert	23	12	175	0	1
Torretta	16	5	41	1	1	Klingler	24	10	87	0	0
TOTAL	18	5	41	1	1	TOTAL	47	22	262	0	1

PASS RECEIVING

Seattle	No	Yds	LG	TD	Oakland	No	Yds	LG	TD
Galloway	2	39	32	1	Fenner	6	42	16	0
Smith	2	-4	-2	0	T. Brown	5	65	22	0
Crumpler	1	6	6	0	Jett	4	40	13	0
TOTAL	5	41	32	1	TOTAL	22	262	51	0

DEFENSE

Seattle — Tackles: Wooden 11. **Sacks:** McCrary 4.0, Adams 1.0, Daniels 1.0, Sinclair 1.0. **Interceptions:** Blackmon 1. **Forced Fumbles:** Adams 1, Blackmon 1, C. Harris 1, Kennedy 1, McCrary 1, Sinclair 1, Wooden 1. **Fumble Recoveries:** Wooden 2, Edwards 1, C. Harris 1, McCrary 1.

Oakland — Tackles: Morton 9. **Sacks:** Lewis 1.0, McGlockton 1.0, Morton 1.0, Swilling 1.0. **Interceptions:** Morton 1. **Forced Fumbles:** Biekert 1. **Fumble Recoveries:** Ball 1.

TEAM STATISTICS

	Seattle	Oakland
Total First Downs	8	21
Third Down Eff.	2/14 14.3%	5/16 31.3%
Total Net Yards	129	354
Total Off. Plays	51	84
Avg. Per Play	2.5	4.2
Net Yards Rushing	116	118
Total Rushing Plays	29	29
Net Yards Passing	13	238
Times Sacked/Yards Lost	4/28	7/24
Pass Atts-Comps-Ints	18-5-1	47-22-1
Punts -No. And Avg.	10-39.4	4-37.0
Penalties-No. And Yards	8-59	7-85
Fumbles-No. And Lost	1-1	9-6
Touchdowns	3	1
Field Goals Made-Att	2-2	4-4
Safeties	0	1
Time Of Possession	23:49	36:11

HOW THE 1996 SEAHAWKS WERE BUILT

1988 DRAFT (1)

*Brian Blades, WR 2nd

1990 DRAFT (4)

Cortez Kennedy, DT 1st

Terry Wooden, LB 2nd(a)

Robert Blackmon, S 2nd(b)

Chris Warren, RB 4th

1991 DRAFT (1)

Michael Sinclair, DE 6th

1993 DRAFT (5)

Rick Mirer, QB 1st

Carlton Gray, CB 2nd

Dean Wells, LB 4th

Michael McCrary, DE 7th

Antonio Edwards, DE 8th(b)

1994 DRAFT (4)

Sam Adams, DT 1st

Kevin Mawae, G 2nd

Lamar Smith, RB 3rd

Carlester Crumpler, TE 7th

1995 DRAFT (6)

Joey Galloway, WR 1st

*Christian Fauria, TE 2nd

Jason Kyle, LB 4th(b)

Henry McMillian, DT 6th(a)

*Eddie Goines, WR 6th(b)

*Keif Bryant, DT 7th

PLAN B FREE AGENT (1)

Stan Gelbaugh, QB Arizona 1992

TRADES (3)

Matt LaBounty, DE Green Bay 1996

*Glenn Montgomery, DT Houston 1996

Ricky Proehl, WR Arizona 1995

RESTRICTED FREE AGENT (1)

Corey Harris, CB Green Bay 1995

UNRESTRICTED FREE AGENTS (5)

Howard Ballard, T Buffalo 1994

*John Friesz, QB Washington 1995

Winston Moss, LB Oakland 1995

*Tyronne Stowe, LB Washington 1995

Darryl Williams, S Cincinnati 1996

WAIVERS (2)

James Logan, LB Cincinnati 1995

Gino Torretta, QB San Francisco 1996

* finished the season on injured reserve

1996 DRAFT (7)

Pete Kendall, G 1st(c)

Fred Thomas, CB 2nd

Robert Barr, T 3rd(a)

*Reggie Brown, FB 3rd(b)

Phillip Daniels, DE 4th(a)

Eric Unverzagt, LB 4th(b)

*T.J. Cunningham, S 6th(b)

FREE AGENTS (23)

James Atkins, T 1993

Michael Barber, LB 1995

Frank Beede, G 1996

Coleman Bell, TE 1996

Jay Bellamy, S 1994

*Clarence Benford, TE 1996

Steve Broussard, RB 1995

Ed Cunningham, C 1996

Derrick Graham, G 1996

Oscar Gray, FB 1996

Ronnie Harris, WR 1994

Dou Innocent, RB 1996

Selwyn Jones, CB 1995

James McKnight, WR 1994

Joe Nash, DT 1996

Todd Peterson, K 1995

Mike Pritchard, WR 1996

Pat Riley, DT 1996

Dexter Seigler, CB 1996

Mack Strong, FB 1993

Rick Tuten, P 1991

Grant Williams, T 1996

Ronnie Williams, TE 1996

1996 BY GAME RUSHING

Date	Opponent	Warren	Smith	Mirer
09/01	at San Diego	13-50-12-0	1-4-4-0	4-49-33-1
09/08	Denver	14-35-11-0	0-0-0-0	2-2-3-0
09/15	Kansas City	14-6-14-0	8-73-29-1	6-14-6-1
09/22	at Tampa Bay	12-38-10-0	7-32-14-1	5-32-14-0
09/29	Green Bay	18-103-37-1	2-5-4-0	2-17-9-0
10/06	at Miami	12-18-5-0	7-35-10-0	DNP
10/17	at Kansas City	14-81-50-1	4-24-10-0	DNP
10/27	San Diego	19-1467-50t-1	11-54-21-0	DNP
11/03	Houston	16-34-5-0	4-(-2)-1-0	DNP
11/10	Minnesota	14-61-19-1	15-90-22-1	2-(-2)-(-1)-0
11/17	at Detroit	DNP (knee)	33-148-18-1	0-0-0-0
11/24	Oakland	18-88-21-1	2-2-2-0	6-33-24-0
12/01	at Denver	7-32-13-0	8-42-9-0	4-31-13-0
12/08	Buffalo	21-116-51-0	10-27-12-1	2-15-14-0
12/15	at Jacksonville	11-47-15-0	16-59-16-0	0-0-0-0
12/22	at Oakland	DNP (knee)	25-87-27-2	Inactive
SEASON TOTALS		203-855-51-5	153-680-29-8	33-191-33-2

1996 BY GAME RECEIVING

Date	Opponent	Galloway	Blades	Warren
09/01	at San Diego	4-89-60-0	5-49-23-0	3-3-3-0
09/08	Denver	3-42-19-0	4-57-37-0	3-11-9-0
09/15	Kansas City	4-57-19-0	2-26-21-0	3-26-28-0
09/22	at Tampa Bay	3-33-16-0	9-92-18-1	2-18-12-0
09/29	Green Bay	1-15-15-0	2-22-12-0	3-44-33-0
10/06	at Miami	5-137-65t-2	4-95-80t-1	3-18-14-0
10/17	at Kansas City	3-65-32-1	3-25-10-0	6-59-22-0
10/27	San Diego	1-18-18-0	4-66-29-0	4-40-16-0
11/03	Houston	8-94-18-1	4-69-24-0	3-10-8-0
11/10	Minnesota	8-91-19-1	Inactive	3-11-11-0
11/17	at Detroit	3-22-10-0	Inactive	DNP
11/24	Oakland	3-99-42-0	4-32-15-0	3-10-12-0
12/01	at Denver	5-108-43-0	2-13-16-0	0-0-0-0
12/08	Buffalo	1-27-27-0	Inactive	3-18-8-0
12/15	at Jacksonville	3-51-23-0	Reserve	1-5-5-0
12/22	at Oakland	2-39-32-1	Reserve	DNP
SEASON TOTALS		57-987-65-7	43-556-80-2	40-273-33-0

1996 BY GAME RECEIVING

Date	Opponent	Strong	Smith	Broussard
09/01	at San Diego	1-7-7-0	0-0-0-0	0-0-0-0
09/08	Denver	1-1-1-0	0-0-0-0	0-0-0-0
09/15	Kansas City	2-20-16-0	1-6-6-0	1-3-3-0
09/22	at Tampa Bay	1-20-20-0	1-(-2)-(-2)-0	1-6-6-0
09/29	Green Bay	0-0-0-0	0-0-0-0	0-0-0-0
10/06	at Miami	2-18-10-0	1-7-7-0	0-0-0-0
10/17	at Kansas City	0-0-0-0	0-0-0-0	1-(-6)-(-6)-0
10/27	San Diego	2-12-11-0	0-0-0-0	0-0-0-0
11/03	Houston	0-0-0-0	1-22-22-0	0-0-0-0
11/10	Minnesota	Inactive	0-0-0-0	0-0-0-0
11/17	at Detroit	0-0-0-0	1-19-19-0	2-15-9-0
11/24	Oakland	0-0-0-0	0-0-0-0	1-8-8-0
12/01	at Denver	0-0-0-0	0-0-0-0	Inactive
12/08	Buffalo	0-0-0-0	0-0-0-0	Inactive
12/15	at Jacksonville	Inactive	2-10-5-0	Inactive
12/22	at Oakland	0-0-0-0	2-(-4)-(-2)-0	Inactive
SEASON TOTALS		9-78-20-0	9-58-22-0	6-26-9-0

Atts-Yds-LG-TD

Galloway	Broussard	Pritchard	Torretta	Strong
1-3-3-0	0-0-0-0	0-0-0-0	NOR	0-0-0-0
0-0-0-0	0-0-0-0	0-0-0-0	NOR	1-(-1)-(-1)-0
1-4-4-0	1-(-1)-(-1)-0	0-0-0-0	NOR	2-1-1-0
2-11-15-0	0-0-0-0	0-0-0-0	NOR	0-0-0-0
2-22-17-0	1-10-10-0	0-0-0-0	NOR	0-0-0-0
1-(-3)-(-3)-0	1-4-4-0	0-0-0-0	NOR	2-8-4-0
1-4-4-0	0-0-0-0	0-0-0-0	NOR	0-0-0-0
1-4-4-0	1-6-6-0	0-0-0-0	NOR	0-0-0-0
0-0-0-0	0-0-0-0	0-0-0-0	NOR	0-0-0-0
1-(-1)-(-1)-0	4-49-26t-1	0-0-0-0	NOR	Inactive
1-5-5-0	6-31-17-0	0-0-0-0	NOR	0-0-0-0
1-0-0-0	1-7-7-0	0-0-0-0	Inactive	0-0-0-0
0-0-0-0	Inactive	0-0-0-0	Inactive	0-0-0-0
1-5-5-0	Inactive	1-7-7-0	Inactive	0-0-0-0
1-51-51-0	Inactive	0-0-0-0	Inactive	Inactive
1-11-11-0	Inactive	1-6-6-0	2-12-13-0	0-0-0-0
15-127-51-0	15-106-26-1	2-13-7-0	2-12-13-0	5-8-4-0

No-Yds-LG-TD

Crumpler	Proehl	Pritchard	Fauria
4-45-26-0	3-29-14-0	1-10-10-0	3-19-8-0
0-0-0-0	0-0-0-0	3-26-13-0	4-53-23t-1
1-2-2-0	0-0-0-0	0-0-0-0	1-19-19-0
0-0-0-0	1-3-3-0	0-0-0-0	1-18-18-0
0-0-0-0	0-0-0-0	2-54-31-0	3-36-21-0
0-0-0-0	1-10-10-0	2-14-7-0	0-0-0-0
3-47-25-0	0-0-0-0	2-28-14-0	2-20-11-0
0-0-0-0	4-29-11-0	1-41-41-0	0-0-0-0
3-22-13-0	1-30-30-0	3-61-44-0	1-15-15-0
0-0-0-0	6-95-22-1	2-32-21-0	3-34-17-0
3-41-17-0	0-0-0-0	1-24-24-0	IR
1-6-6-0	1-5-5-0	2-19-11-0	IR
4-31-11-0	0-0-0-0	1-8-8-1	IR
0-0-0-0	4-91-56-0	0-0-0-0	IR
6-58-16-0	2-17-10-1	1-11-11-0	IR
1-6-6-0	0-0-0-0	0-0-0-0	IR
26-258-26-0	23-309-56-2	21-328-44-1	18-214-23-1

No-Yds-LG-TD

R. Williams	R. Harris	McKnight	O. Gray
0-0-0-0	0-0-0-0	0-0-0-0	PS
0-0-0-0	0-0-0-0	0-0-0-0	PS
0-0-0-0	0-0-0-0	0-0-0-0	PS
Inactive	1-21-21-0	0-0-0-0	PS
0-0-0-0	0-0-0-0	0-0-0-0	PS
0-0-0-0	0-0-0-0	0-0-0-0	PS
0-0-0-0	0-0-0-0	0-0-0-0	PS
Inactive	0-0-0-0	0-0-0-0	0-0-0-0
0-0-0-0	0-0-0-0	0-0-0-0	0-0-0-0
0-0-0-0	1-5-5-0	0-0-0-0	0-0-0-0
1-1-1-0	0-0-0-0	1-73-73-0	1-5-5-0
1-2-2-1	0-0-0-0	0-0-0-0	0-0-0-0
1-7-7-0	0-0-0-0	0-0-0-0	0-0-0-0
1-11-11-0	0-0-0-0	0-0-0-0	0-0-0-0
1-4-4-0	0-0-0-0	0-0-0-0	0-0-0-0
0-0-0-0	Inactive	0-0-0-0	0-0-0-0
5-25-11-1	2-26-21-0	1-73-73-0	1-5-5-0

1996 BY GAME PASSING Att-Cmp-Yds-TD-Int

Date	Opponent	Friesz	Mirer
09/01	at San Diego	DNP	41-24-251-60-0-2
09/08	Denver	19-11-137-37-1-0	11-7-53-16-0-1
09/15	Kansas City	DNP	31-15-159-28-0-1
09/22	at Tampa Bay	DNP	37-20-209-21-1-1
09/29	Green Bay	4-1-15-15-0-0	30-10-156-33-0-4
10/06	at Miami	32-18-299-80-3-1	DNP
10/17	at Kansas City	34-20-238-32-1-1	DNP
10/27	San Diego	33-16-206-41-0-0	DNP
11/03	Houston	38-24-323-44-1-1	DNP
11/10	Minnesota	33-22-263-22-2-0	1-1-5-5-0-0
11/17	at Detroit	18-8-148-73-0-1	7-5-52-19-0-0
11/24	Oakland	IR	25-16-181-42-1-0
12/01	at Denver	IR	28-13-177-43-1-2
12/08	Buffalo	IR	23-9-147-56-1-0
12/15	at Jacksonville	IR	31-16-156-23-1-1
12/22	at Oakland	IR	Inactive
SEASON TOTALS		211-120-1629-80-8-4	265-136-1546-60-5-12

1996 BY GAME DEFENSE

Date	Opponent	Wells	Moss	Blackmon
09/01	at San Diego	10-0-0-0-0-0	6-0-0-0-0-0	5-0-0-0-0-0
09/08	Denver	9-0-0-0-0-1	11-0-0-0-0-0	4-0-0-0-0-0
09/15	Kansas City	7-0-0-0-0-0	9-0-0-0-0-0	8-0-0-0-0-0
09/22	at Tampa Bay	8-0-0-0-0-0	8-1-0-0-0-0	11-0-0-0-0-0
09/29	Green Bay	16-0-0-0-0-0	11-0-0-0-0-0	5-0-0-0-0-0
10/06	at Miami	5-0-0-0-0-1	8-0-0-0-0-0	6-0-0-1-0-0
10/17	at Kansas City	8-0-0-0-0-0	2-0-0-0-0-0	8-0-0-0-0-0
10/27	San Diego	5-0-0-0-0-0	7-0-0-0-0-0	4-0-0-1-0-0
11/03	Houston	6-0-0-0-0-0	4-0-0-0-0-0	7-0-0-0-0-0
11/10	Minnesota	4-0-0-0-0-0	4-0-0-1-0-0	3-0-0-0-0-0
11/17	at Detroit	1-0-0-0-0-0	7-0-0-0-0-0	5-0-0-0-0-0
11/24	Oakland	5-1-0-0-0-0	5-0-0-0-0-0	6-0-0-0-1-0
12/01	at Denver	10-0-0-0-0-0	7-0-0-0-0-0	9-0-0-0-0-0
12/08	Buffalo	5-0-0-0-0-0	9-0-0-0-0-0	6-1-0-0-0-0
12/15	at Jacksonville	4-0-0-0-0-0	3-0-0-0-0-0	8-0-0-0-1-0
12/22	at Oakland	4-0-0-0-0-0	5-0-0-0-0-0	7-0-0-1-1-0
SEASON TOTALS		107-1-0-0-0-2	106-1-0-1-0-0	02-1-0-3-3-0

1996 BY GAME DEFENSE

Date	Opponent	C. Gray	Sinclair	Barber
09/01	at San Diego	5-0-0-0-0-0	5-0-0-0-0-0	7-0-0-0-0-0
09/08	Denver	4-0-0-0-0-0	8-4-0-0-1-0	3-0-0-0-0-0
09/15	Kansas City	0-0-0-0-0-0	4-3-0-0-10	3-0-0-0-0-0
09/22	at Tampa Bay	2-0-0-0-0-0	4-0-0-0-0-0	10-0-0-0-0-0
09/29	Green Bay	1-0-0-0-0-0	5-1-0-0-0-0	5-0-0-0-0-0
10/06	at Miami	3-0-0-0-0-0	0-0-0-0-0-0	8-0-0-0-1-1
10/17	at Kansas City	4-0-0-0-0-0	1-0-0-0-0-0	6-0-0-0-1-0
10/27	San Diego	3-0-0-0-1-1	2-1-0-0-0-0	0-0-0-0-0-0
11/03	Houston	5-0-0-0-0-0	1-0-0-0-0-0	0-0-0-0-0-0
11/10	Minnesota	3-0-0-0-0-0	0-0-0-0-0-0	Inactive
11/17	at Detroit	5-0-0-0-0-0	1-0-0-0-0-0	Inactive
11/24	Oakland	3-0-0-0-0-0	3-0-0-0-0-0	Inactive
12/01	at Denver	2-0-0-0-0-0	2-0-0-0-0-0	0-0-0-0-0-0
12/08	Buffalo	3-0-0-0-1-0	5-3-0-0-1-0	0-0-0-0-0-0
12/15	at Jacksonville	5-0-0-0-0-0	3-0-0-0-0-0	0-0-0-0-0-0
12/22	at Oakland	6-0-0-0-0-0	3-1-0-0-1-0	0-0-0-0-0-0
SEASON TOTALS		54-0-0-0-2-1	47-13-0-0-4-0	42-0-0-0-2-1

1996 BY GAME PUNTING/FGs

Date	Opponent	Tuten	Peterson
09/01	at San Diego	4-47.8-27.3-62-0-1	—
09/08	Denver	4-52.8-37.8-56-0-1	27,40
09/15	Kansas City	6-47.5-36.7-56-0-0	47,40R
09/22	at Tampa Bay	5-46.6-35.4-52-0-1	33
09/29	Green Bay	6-47.0-35.7-63-1-0	44
10/06	at Miami	6-39.2-33.7-57-0-1	—
10/17	at Kansas City	5-35.0-29.4-44-1-0	24
10/27	San Diego	7-36.0-30.6-46-4-0	33,44,47,27
11/03	Houston	3-50.3-43.7-56-0-0	25,35,47R,44,23R
11/10	Minnesota	6-39.8-39.2-56-6-0	54,38,50S
11/17	at Detroit	3-42.3-35.7-55-1-0	24,25,21,42R
11/24	Oakland	3-38.0-31.3-55-2-1	21,32
12/01	at Denver	5-55.2-43.6-58-2-0	—
12/08	Buffalo	9-46.3-36.7-66-2-1	27R,41,38,22,30
12/15	at Jacksonville	4-41.5-35.3-43-0-0	27,24
12/22	at Oakland	9-43.8-31.1-50-2-1	45,52
SEASON TOTALS		85-44.1-34.9-66-21-7	28-34

Tackles-Sacks-Ints-FF-FR

D. Williams	McCrary	C. Harris	Kennedy	Wooden
4-0-0-0-0-0	1-0-0-0-0-0	8-0-0-0-0-0	3-0-0-0-0-0	Inactive
6-0-0-0-0-0	3-0-0-0-0-0	7-1-0-0-0-0	8-0-0-0-0-0	Inactive
5-0-0-0-0-0	0-0-0-0-0-0	7-0-0-0-0-0	3-0-0-0-0-0	Inactive
6-0-0-1-0-0	4-0-0-0-0-0	4-0-0-0-0-0	4-1-0-0-0-0	Inactive
5-0-0-0-0-0	2-0-0-0-0-0	3-0-0-0-0-0	2-1-0-0-0-0	Inactive
4-0-0-0-0-0	4-1-0-0-0-0	1-0-0-0-0-0	6-2-0-0-0-0	Inactive
3-0-0-0-0-0	6-0-0-0-0-0	5-0-0-0-0-1	5-0-0-0-0-0	Inactive
4-0-0-2-0-0	8-1-0-0-0-0	5-0-0-0-0-0	8-0.5-0-1-0	4-1-0-0-0-0
5-0-0-0-0-0	5-0-0-0-0-0	1-0-0-0-0-0	8-0-0-0-0-0	11-1-0-1-0-0
5-0-0-0-0-0	4-1-0-0-0-0	4-0-0-0-0-0	1-0-0-0-0-0	5-1-0-0-0-0
1-0-0-0-0-0	3-1-0-0-0-0	4-0-0-1-0-0	3-1-0-0-0-0	7-1-0-0-0-0
12-0-0-0-0-0	8-1-0-0-0-0	6-0-0-0-0-1	4-0-0-0-0-0	4-1-0-0-0-0
6-0-0-0-0-0	10-0.5-0-0-0	6-0-0-0-0-0	2-0.5-0-0-0	8-0-0-0-0-0
6-0-0-2-0-1	8-1-0-0-0-0	4-0-0-0-0-0	5-2-0-0-0-0	5-0-0-0-0-0
4-0-0-0-0-0	5-3-0-0-0-0	5-0-0-0-0-0	4-0-0-0-0-0	3-0-0-0-0-0
4-0-0-0-0-0	5-4-0-0-1-1	4-0-0-0-0-1	3-0-0-0-1-0	11-0-0-0-1-2
80-0-0-5-0-1	76-13.5-0-1-1	75-1-0-1-0-3	69-8-0-0-2-0	58-0-0-1-1-2

Tackles-Sacks-Ints-FF-FR

Adams	Jones	Bellamy	Montgomery	Daniels
2-1-0-0-0-0	2-0-0-0-0-0	0-0-0-0-0-0	3-0-0-0-0-0	1-0-0-0-0-0
3-0-0-0-0-0	3-0-0-0-0-0	0-0-0-0-0-0	3-0-0-0-0-0	0-0-0-0-0-0
3-0-0-0-1-0	1-0-0-0-0-0	1-0-0-0-0-0	6-0-0-0-0-0	0-0-0-0-0-0
1-0-0-0-0-0	1-0-0-0-0-0	0-0-0-0-0-0	0-0-0-0-0-0	2-0-0-0-0-0
2-0-0-0-0-0	2-0-0-0-0-0	0-0-0-0-0-0	3-0-0-0-0-0	1-0-0-0-0-0
0-0-0-0-0-0	0-0-0-0-0-0	1-0-0-0-0-0	0-0-0-0-0-0	1-0-0-0-0-0
1-0-0-0-0-0	0-0-0-0-0-0	0-0-0-0-0-0	2-0-0-0-0-0	1-0-0-0-0-0
4-1.5-0-0-0	0-0-0-0-0-0	3-0-0-1-0-0	Inactive	1-0-0-0-0-0
5-0-0-0-0-0	0-0-0-0-0-0	1-0-0-0-0-0	IR (shoulder)	0-0-0-0-0-0
2-0-0-0-0-0	4-0-0-0-0-0	2-0-0-1-0-0	IR (shoulder)	1-0-0-0-0-0
1-0-0-0-0-0	4-0-0-0-0-0	0-0-0-0-0-0	IR (shoulder)	0-0-0-0-0-0
5-2-0-0-1-0	1-0-0-0-0-0	3-0-0-0-0-0	IR (shoulder)	0-0-0-0-0-0
2-0-0-0-0-0	0-0-0-0-0-0	0-0-0-0-0-0	IR (shoulder)	2-0-0-0-0-0
2-0-0-0-0-1	3-0-0-0-0-0	4-0-0-1-0-0	IR (shoulder)	1-0-0-0-0-0
3-0-0-0-0-0	2-0-0-0-0-0	0-0-0-0-0-0	IR (shoulder)	0-0-0-0-0-0
5-1-0-0-1-0	1-0-0-0-0-0	3-0-0-0-0-0	IR (shoulder)	1-0-0-0-0-0
41-5.5-0-3-1	24-0-0-0-0-0	18-0-0-3-0-0	17-0-0-0-0-0	11-0-0-0-0-0

1996 BY GAME OFFENSE

	9/1 @SD	9/8 Den	9/15 KC	9/22 @TB	9/29 GB	10/6 @Mia	10/17 @KC
Points	7	20	17	17	10	22	16
1st Quarter	0	3	0	0	0	7	0
2nd Quarter	7	3	10	3	7	7	3
3rd Quarter	0	7	0	0	3	0	7
4th Quarter	0	7	7	14	0	8	6
Overtime	--	--	--	--	--	--	--
First Downs	16	10	17	22	19	12	18
Rushing	6	1	7	7	7	3	3
Passing	10	9	8	11	9	8	12
Penalty	0	0	2	4	3	1	3
Third Down Eff	10/16	3/11	3/15	6/14	4/13	6/16	5/12
Percentage	62.5	27.3	20.0	40.0	30.8	37.5	41.7
4th Down Eff	0/1	0/1	0/2	2/2	0/1	1/2	0/1
Percentage	0.0	0.0	0.0	100.0	0.0	100.0	0.0
Total Net Yards	357	211	238	322	329	358	323
Plays	61	52	70	66	61	59	57
Avg. Per Play	5.9	4.1	3.4	4.9	5.4	6.1	5.7
Net Yards Rushing	106	39	97	124	159	59	110
Plays	19	19	32	26	26	27	20
Avg. Per Play	5.6	2.1	3.0	4.8	6.1	2.2	5.5
Net Yards Passing	251	172	141	198	170	299	213
Sacked/Lost	1/0	3/18	7/18	3/11	1/1	0/0	3/25
Gross Yards	251	190	159	209	171	299	238
Att/Comp	41/24	30/18	31/15	37/20	34/11	32/18	34/20
Had Intercepted	2	1	1	1	4	1	1
Avg. Per Play	6.0	5.2	3.7	5.0	4.9	9.3	5.8
Punts/Avg	4/47.8	4/52.8	6/47.5	5/46.6	6/47.0	6/39.2	5/35.0
Had Blocked	0	0	0	0	0	0	0
Punt Returns/Yds	1/9	2/88	2/-2	4/6	3/29	2/27	1/12
Kickoff Ret/Yds	5/83	7/156	6/151	4/70	6/141	2/38	6/112
Int Returns/Yds	0/0	0/0	0/0	1/0	0/0	1/38	0/0
Penalties/Yds	8/69	8/50	6/86	13/95	6/38	4/26	13/118
Fumbles/Lost	3/2	4/2	0/0	1/0	1/1	3/2	0/0
Touchdowns	1	2	2	2	1	3	2
Rushing	1	0	2	1	1	0	1
Passing	0	1	0	1	0	3	1
Returns	0	1 (punt)	0	0	0	0	0
Defensive	0	0	0	0	0	0	0
Safeties	0	0	0	0	0	0	0
PAT/ATT	1/1	2/2	2/2	2/2	1/1	2/2	1/1
2-Pt PAT/ATT	0/0	0/0	0/0	0/0	0/0	1/1	0/1
FG/Att	0/0	2/2	1/2	1/1	1/1	0/0	1/1
Time of Possession	25:30	23:16	31:57	28:24	24:26	27:31	24:47
Take/Turn Ratio	-4	-2	+1	0	-5	0	0
Avg. Drive Start	20.0	33.8	35.4	24.9	24.3	28.0	28.0

* SEAHAWKS TEAM RECORD; # EQUALS SEAHAWKS TEAM RECORD

10/27 SD	11/3 Hou	11/10 Min	11/17 @Det	11/24 Oak	12/1 @Den	12/8 Buf	12/15 @Jax	12/22 @Oak
32	23	42	16	-21	7	26	13	28
3	3	10	7	3	7	10	0	0
17	3	18	3	7	0	6	10	13
3	3	7	3	3	0	3	3	15
9	14	7	3	8	0	7	0	0
--	--	--	--	--	--	--	--	--
18	19	26	24	17	13	11	19	8
7	1	11	14	6	4	4	8	6
10	18	13	6	8	8	5	10	1
1	0	2	4	2	1	2	1	1
3/14	3/12	2/13	4/11	2/11	3/10	2/16	6/14	2/14
21.4	25.0	15.4	36.4	18.2	30.0	12.5	42.9	14.3
0/0	1/1	1/1	1/1	0/2	0/0	0/0	1/2	0/0
---	100.0	100.0	100.0	0.0	---	---	50.0	0.0
404	342	452	378	296	277	302	306	129
69	62	73	67	56	48	60	62	51
5.9	5.5	6.2	5.6	5.3	5.8	5.0	4.9	2.5
208	32	199	184	130	105	170	159	116
34	21	37	41	28	19	35	29	29
6.1	1.5	5.4	4.5	4.6	5.5	4.9	5.5	4.0
196	310	253	194	166	172	132	147	13
2/10	3/13	2/15	1/6	3/15	1/5	2/15	2/9	4/28
206	323	268	200	181	177	147	156	41
33/16	38/24	34/23	25/13	25/16	28/13	23/9	31/16	18/5
0	1	0	1	0	2	0	1	1
5.6	7.6	7.0	7.5	5.9	5.9	5.3	4.5	0.6
7/36.0	3/50.3	6/39.8	3/42.3	3/38.0	5/*55.2	9/46.3	4/41.5	10/39.4
0	0	0	0	0	0	0	0	1
5/40	1/0	5/95	2/12	1/5	0/0	3/67	1/11	1/5
3/74	5/123	2/31	2/48	6/104	5/106	3/67	5/124	4/114
4/78	1/13	2/1	1/25	0/0	0/0	3/89	0/0	1/12
7/52	3/20	13/98	6/46	4/30	6/44	2/10	5/33	8/59
2/1	2/0	1/1	3/0	1/1	1/1	0/0	1/0	1/1
3	2	5	1	2	1	2	1	3
2	0	3	1	1	0	1	0	2
0	1	2	0	1	1	1	1	1
0	1 (bfg)	1	0	0	0	0	0	0
1 (int)	0	0	0	0	0	0	0	0
0	0	0	0	0	0	0	0	0
2/2	2/2	4/4	1/1	1/1	1/1	2/2	1/1	2/2
0/1	0/0	1/1	0/0	1/1	0/0	0/0	0/0	1/1
4/4	3/5	2/3	3/4	2/2	0/0	4/5	2/2	2/2
32:29	31:01	37:37	35:07	25:48	18:36	29:15	29:25	23:49
+4	0	+3	0	0	-3	+5	-1	+5
39.1	30.7	40.8	24.9	32.6	24.6	40.1	26.9	39.8

1996 BY GAME DEFENSE

	9/1 @SD	9/8 Den	9/15 KC	9/22 @TB	9/29 GB	10/6 @Mia	10/17 @KC
Points	29	30	35	13	31	22	34
1st Quarter	7	3	14	3	10	3	10
2nd Quarter	6	10	7	7	7	6	10
3rd Quarter	3	7	7	0	7	6	7
4th Quarter	13	10	7	3	7	0	7
Overtime	--	--	--	--	--	--	--
First Downs	27	22	24	14	23	17	27
Rushing	13	11	8	5	8	6	8
Passing	13	11	11	8	14	11	12
Penalty	1	0	#5	1	1	0	*7
Third Down Eff	3/11	6/15	3/9	7/15	5/15	6/15	5/10
Percentage	27.3	40.0	33.3	46.6	33.3	40.0	50.0
4th Down Eff	1/1	1/1	0/0	1/2	0/0	0/1	1/1
Percentage	100.0	100.0	---	50.0	---	---	100.0
Total Net Yards	377	374	323	217	344	299	340
Plays	78	73	60	61	71	64	65
Avg. Per Play	4.9	5.1	5.4	3.6	4.8	4.7	5.2
Net Yards Rushing	186	180	157	111	142	85	146
Plays	38	40	30	33	35	32	39
Avg. Per Play	4.9	4.5	5.2	3.4	4.1	2.7	3.7
Net Yards Passing	191	194	166	106	202	214	194
Sacked/Lost	1/11	5/15	3/19	2/12	2/7	4/29	0/0
Gross Yards	202	209	185	118	209	243	194
Att/Comp	39/21	28/18	27/18	26/15	34/20	28/16	26/17
Had Intercepted	0	0	0	1	0	1	0
Avg. Per Play	5.2	5.9	5.5	3.8	5.6	6.7	7.5
Punts/Avg	3/43.7	5/35.2	6/47.2	4/43.5	7/43.4	7/48.3	3/36.7
Had Blocked	0	0	0	0	0	0	0
Punt Returns/Yds	3/62	3/40	5/65	4/36	4/68	2/13	3/28
Kickoff Ret/Yds	2/35	4/84	4/74	4/54	3/45	4/99	3/86
Int Returns/Yds	2/21	1/1	1/22	1/17	4/150	1/11	1/30
Penalties/Yds	5/34	3/19	6/38	8/48	5/37	3/30	9/70
Fumbles/Lost	0/0	2/1	3/2	1/0	1/0	7/2	1/1
Touchdowns	2	3	5	1	4	2	4
Rushing	1	1	2	1	0	1	3
Passing	1	2	3	0	#4	1	1
Returns	0	0	0	0	0	0	0
Defensive	0	0	0	0	0	0	0
Safeties	0	0	0	0	0	0	0
PAT/ATT	2/2	3/3	5/5	1/1	4/4	0/2	4/4
2-Pt PAT/ATT	0/0	0/0	0/0	0/0	0/0	0/2	0/0
FG/Att	5/5	3/3	0/0	2/2	1/2	1/1	2/2
Time of Possession	34:30	36:44	28:03	31:36	35:34	32:29	35:13
Take/Turn Ratio	-4	-2	+1	0	-5	0	0
Avg. Drive Start	39.3	36.5	32.2	25.8	39.4	36.5	36.9

* SEAHAWKS TEAM RECORD; # EQUALS SEAHAWKS TEAM RECORD

10/27 SD	11/3 Hou	11/10 Min	11/17 @Det	11/24 Oak	12/1 @Den	12/8 Buf	12/15 @Jax	12/22 @Oak
13	16	23	17	27	34	18	20	21
3	3	0	0	0	14	0	7	8
3	3	7	7	14	13	8	0	6
0	3	0	7	3	7	0	0	7
7	10	16	3	10	0	10	13	0
--	--	--	--	--	--	--	--	--
15	13	16	17	19	31	21	18	21
3	7	2	8	7	11	2	7	8
11	5	12	7	11	16	19	10	10
1	1	2	2	1	4	0	1	3
4/16	2/11	3/11	2/7	10/17	8/15	6/16	5/12	5/16
25.0	18.2	27.3	28.6	58.8	53.3	37.5	41.7	31.3
0/2	0/0	0/0	0/0	1/2	0/1	0/1	1/1	1/2
0.0	---	---	---	50.0	0.0	0.0	100.0	50.0
322	353	315	285	349	441	391	351	356
68	51	55	46	70	80	81	60	83
4.7	6.9	5.7	6.2	5.0	5.5	4.8	5.9	4.3
69	128	15	144	200	205	79	133	118
21	33	12	21	43	45	24	31	29
3.3	3.9	1.3	6.9	4.7	4.6	3.3	4.3	4.1
253	225	300	141	149	236	312	218	238
4/38	0/0	1/10	2/16	4/29	1/4	9/58	3/13	7/24
291	225	310	157	178	240	370	231	262
43/21	18/12	42/22	23/18	23/13	34/23	48/28	26/19	47/22
4	1	2	1	0	0	3	0	1
5.4	12.5	7.0	5.6	5.5	6.7	5.5	7.5	4.4
6/50.2	4/39.8	8/43.6	4/42.0	3/37.7	2/38.0	7/39.1	3/36.7	4/37.0
0	0	0	0	0	0	0	0	0
4/38	2/20	2/4	1/20	0/0	4/58	4/67	4/25	6/94
8/206	5/95	8/180	5/145	5/120	2/100	7/140	3/68	5/111
0/0	1/0	0/0	1/14	0/0	2/12	0/0	1/27	1/0
7/51	6/40	9/81	7/66	9/102	7/52	4/25	2/21	7/85
3/1	0/0	2/2	1/0	3/1	0/0	2/2	2/0	9/6
1	1	3	2	3	4	2	2	1
0	0	1	1	1	2	0	0	1
1	1	2	1	2	2	2	2	0
0	0	0	0	0	0	0	0	0
0	0	0	0	0	0	0	0	0
0	0	0	0	0	0	0	0	0
1/1	1/1	1/1	1/1	3/3	4/4	1/1	2/2	1/1
0/0	0/0	2/2	0/0	0/0	0/0	1/1	0/0	0/0
2/2	3/4	0/0	1/1	2/2	2/2	1/1	2/3	4/4
27:31	28:59	22:23	24:53	34:12	41:24	30:45	30:35	36:11
+4	0	+3	0	0	-3	+5	-1	+5
25.1	28.6	26.3	32.1	33.9	31.6	27.0	36.8	37.0

1996 BY GAME OFFENSIVE STARTERS

Date	Opp	WR	LT	LG	C	RG	RT	TE	WR	QB	RB	FB	K
09/01	@SD	Galloway	Atkins	Kendall	Mawae	Graham	Ballard	Crumpler	Blades	Mirer	Warren	Strong	Peterson
09/08	Den	Galloway	Atkins	Kendall	Mawae	Graham	Ballard	Fauria	Blades	Mirer	Warren	Strong	Peterson
09/15	KC	Galloway	Atkins	E.Cunningham	Mawae	Graham	Ballard	Fauria	Blades	Mirer	Warren	Strong	Peterson
09/22	@TB	Galloway	Atkins	E.Cunningham	Mawae	Graham	Ballard	Fauria	Blades	Mirer	Warren	Strong	Peterson
09/29	GB	Galloway	Atkins	E.Cunningham	Mawae	Graham	Ballard	Fauria	Blades	Mirer	Warren	Pritchard (wr)	Peterson
10/06	@Mia	Galloway	Atkins	Beede	Mawae	Graham	Ballard	Fauria	Blades	Friesz	Warren	Strong	Peterson
10/17	@KC	Galloway	Atkins	Beede	Mawae	Graham	Ballard	Fauria	Blades	Friesz	Warren	Strong	Peterson
10/27	SD	Galloway	Atkins	Kendall	Mawae	Graham	Ballard	Fauria	Blades	Friesz	Warren	Pritchard (wr)	Peterson
11/03	Hou	Galloway	Atkins	Kendall	Mawae	Graham	Ballard	Fauria	Blades	Friesz	Warren	Strong	Peterson
11/10	Minn	Galloway	Atkins	Kendall	Mawae	Graham	Ballard	Fauria	Proehl	Friesz	Warren	Pritchard (wr)	Peterson
11/17	@Det	Galloway	Atkins	Kendall	Mawae	Graham	Ballard	Crumpler	Proehl	Friesz	Smith	Pritchard (wr)	Peterson
11/24	Oak	Galloway	Atkins	Kendall	Mawae	Graham	Ballard	Crumpler	Proehl	Mirer	Warren	R.Williams (te)	Peterson
12/01	@Den	Galloway	Atkins	Kendall	Mawae	Graham	Ballard	Crumpler	Proehl	Mirer	Warren	Strong	Peterson
12/08	Buf	Galloway	Atkins	Kendall	Mawae	Graham	Ballard	Crumpler	Proehl	Mirer	Warren	R.Williams (te)	Peterson
12/15	@Jax	Galloway	Atkins	Kendall	Mawae	Graham	Ballard	Crumpler	Proehl	Mirer	Warren	R.Williams (te)	Peterson
12/22	@Oak	Galloway	Atkins	Kendall	Mawae	Graham	Ballard	Crumpler	Proehl	Gelbaugh	Smith	Pritchard (wr)	Peterson

1996 BY GAME DEFENSIVE STARTERS

Date	Opp	DLE	DLT	DRT	DRE	SLB	MLB	WLB	LCB	RCB	SS	FS	P
09/01	@SD	Sinclair	Adams	Kennedy	Edwards	Barber	Wells	Moss	C.Gray	C.Harris	Blackmon	D. Williams	Tuten
09/08	Den	Sinclair	Adams	Kennedy	Edwards	Barber	Wells	Moss	C.Gray	C.Harris	Blackmon	D. Williams	Tuten
09/15	KC	Sinclair	Montgomery	Kennedy	Edwards	Barber	Wells	Moss	C.Gray	C.Harris	Blackmon	D. Williams	Tuten
09/22	@TB	Sinclair	Adams	Kennedy	McCrary	Barber	Wells	Moss	C.Gray	C.Harris	Blackmon	D. Williams	Tuten
09/29	GB	Sinclair	Adams	Kennedy	McCrary	Barber	Wells	Moss	C.Gray	C.Harris	Blackmon	D. Williams	Tuten
10/06	@Mia	Sinclair	Adams	Kennedy	McCrary	Barber	Wells	Moss	C.Gray	C.Harris	Blackmon	D. Williams	Tuten
10/17	@KC	Sinclair	Adams	Kennedy	McCrary	Barber	Wells	Moss	C.Gray	C.Harris	Blackmon	D. Williams	Tuten
10/27	SD	Sinclair	Adams	Kennedy	McCrary	Wooden	Wells	Moss	C.Gray	C.Harris	Blackmon	D. Williams	Tuten
11/03	Hou	Sinclair	Adams	Kennedy	McCrary	Wooden	Wells	Moss	C.Gray	C.Harris	Blackmon	D. Williams	Tuten
11/10	Minn	Sinclair	Adams	Kennedy	McCrary	Wooden	Wells	Moss	C.Gray	C.Harris	Blackmon	D. Williams	Tuten
11/17	@Det	Sinclair	Adams	Kennedy	McCrary	Wooden	Jones (cb)	Moss	C.Gray	C.Harris	Blackmon	D. Williams	Tuten
11/24	Oak	Sinclair	Adams	Kennedy	McCrary	Wooden	Wells	Moss	C.Gray	C.Harris	Blackmon	D. Williams	Tuten
12/01	@Den	Sinclair	Adams	Kennedy	McCrary	Wooden	Wells	Moss	C.Gray	C.Harris	Blackmon	D. Williams	Tuten
12/08	Buf	Sinclair	Adams	Kennedy	McCrary	Wooden	Wells	Moss	C.Gray	C.Harris	Blackmon	D. Williams	Tuten
12/15	@Jax	Sinclair	Adams	Kennedy	McCrary	Wooden	Wells	Moss	C.Gray	C.Harris	Blackmon	D. Williams	Tuten
12/22	@Oak	Sinclair	Adams	Kennedy	McCrary	Wooden	Wells	Moss	C.Gray	C.Harris	Blackmon	D. Williams	Tuten

FINAL 1996 NFL STANDINGS

AMERICAN FOOTBALL CONFERENCE

Eastern Division	W	L	T	Pct	Pts	Opp
#New England	11	5	0	.687	418	313
*Buffalo	10	6	0	.625	319	266
*Indianapolis	9	7	0	.562	317	334
Miami	8	8	0	.500	339	325
N.Y. Jets	1	15	0	.062	279	454

Central Division	W	L	T	Pct	Pts	Opp
#Pittsburgh	10	6	0	.625	344	257
*Jacksonville	9	7	0	.562	325	335
Cincinnati	8	8	0	.500	372	369
Houston	8	8	0	.500	345	319
Baltimore	4	12	0	.250	371	441

Western Division	W	L	T	Pct	Pts	Opp
#Denver	13	3	0	.813	391	275
Kansas City	9	7	0	.562	297	300
San Diego	8	8	0	.500	310	376
Oakland	7	9	0	.438	340	293
Seattle	7	9	0	.438	317	376

NATIONAL FOOTBALL CONFERENCE

Eastern Division	W	L	T	Pct	Pts	Opp
#Dallas	10	6	0	.625	286	250
*Philadelphia	10	6	0	.625	363	341
Washington	9	7	0	.562	364	312
Arizona	7	9	0	.428	300	397
N.Y. Giants	6	10	0	.375	242	297

Central Division	W	L	T	Pct	Pts	Opp
#Green Bay	13	3	0	.813	456	210
*Minnesota	9	7	0	.562	298	315
Chicago	7	9	0	.438	283	305
Tampa Bay	6	10	0	.375	221	293
Detroit	5	11	0	.312	302	368

Western Division	W	L	T	Pct	Pts	Opp
#Carolina	12	4	0	.750	367	218
*San Francisco	12	4	0	.750	398	257
St. Louis	6	10	0	.375	303	409
Atlanta	3	13	0	.188	309	365
New Orleans	3	13	0	.188	229	339

Divisional Winner; * Wild Card Playoff Qualifier

Dallas won division based on better record in common games (8-5 to 7-6).

Carolina won division based on two game sweep of San Francisco.

POSTSEASON RESULTS

AFC WILD CARD PLAYOFFS

Jacksonville 30, BUFFALO 27

PITTSBURGH 42, Indianapolis 14

NFC WILD CARD PLAYOFFS

DALLAS 40, Minnesota 15

SAN FRANCISCO 14, Philadelphia 0

AFC DIVISIONAL PLAYOFFS

Jacksonville 30, DENVER 27

NEW ENGLAND 28, Pittsburgh 3

NFC DIVISIONAL PLAYOFFS

GREEN BAY 35, San Francisco 14

CAROLINA 26, Dallas 17

AFC CHAMPIONSHIP GAME

NEW ENGLAND 20, Jacksonville 6

NFC CHAMPIONSHIP GAME

GREEN BAY 30, Carolina 13

SUPER BOWL XXXI


(New Orleans, Louisiana)

GREEN BAY 35, New England 21

PRO BOWL

(Honolulu, Hawaii)

AFC 26, NFC 23 (OT)



**BUILDING
THE
FRANCHISE**

CHRONOLOGY

- 1972 — 6/15** Seattle Professional Football, a group of business and community leaders, announces their intention to attempt to secure a National Football League franchise for the City of Seattle. Herman Sarkowsky serves as spokesman for the group. **11/2** Construction begins on The Kingdome.
- 1974 — 6/4** The National Football League announces that Seattle will have a franchise for the 1976 season. **12/5** The National Football League announces that it has voted membership to Seattle Professional Football, Inc., headed by Lloyd W. Nordstrom with partners Herman Sarkowsky, D.E. "Ned" Skinner, Howard S. Wright, M. Lamont Bean, and Lynn P. Himmelman.
- 1975 — 3/6** John Thompson, Executive Director of the NFL Management Council, named General Manager. **6/17** Nickname "Seahawks" selected from 20,365 entries and 1,741 different names. One hundred fifty-one suggest "Seahawks." **7/25** Season ticket applications mailed. **7/28** Season ticket applications accepted — 24,168 received the first day. **8/23** Season ticket sales closed after target of 59,000 reached. **12/18** Seahawks agree to a 20-year lease agreement to play all games in the Kingdome.
- 1976 — 1/3** Jack Patera, defensive line coach of the Minnesota Vikings, named head coach. **1/20** Lloyd W. Nordstrom, spokesman for the Nordstrom family, the Seahawks' majority owner, dies of a heart attack while vacationing in Mexico. **3/30** Veteran Allocation held in New York City. Seahawks select 39 NFL veterans. **4/8-9** Seahawks select 25 collegians in their first college draft. Notre Dame's Steve Niehaus is the first choice and he flies to Seattle for evening news conference on April 8. **7/9** Seahawks open training camp at Eastern Washington University in Cheney. **8/1** Seahawks play first game before 60,825 fans in the Kingdome. San Francisco holds on to defeat Seattle, 27-20, as Jim Zorn is tackled on the 49ers' two-yard line when the gun sounds. **8/29** Seahawks capture first victory, a 17-16 preseason win over San Diego, as Ron Howard catches a three-yard Jim Zorn pass for the winning touchdown with only 13 seconds remaining in the contest. **9/12** Seattle opens regular season play with a near miss against St. Louis, 30-24. The game ends with the Cardinals intercepting a pass in the end zone. **10/17** Seahawks win Expansion Bowl with 13-10 victory over host Tampa Bay. Linebacker Mike Curtis blocks a Tampa Bay field goal attempt with 42 seconds remaining to preserve the victory. **11/7** Seahawks capture their first regular season victory at home with a 30-13 win over Atlanta. Sherman Smith becomes the first Seattle back to rush for over 100 yards with 124 yards on 14 carries.
- 1977 — 1/17** Seahawks host the Pro Bowl and it is the first sellout in the 27-year history of the game and is the largest crowd under the AFC vs. NFC format. AFC scores a 24-14 win before 63,214 fans. **5/3** Seattle trades its first-round draft choice, the second player in the draft, to Dallas for the Cowboys' first-round selection and three second-round picks. The Seahawks select Steve August, offensive guard from Tulsa, on the first round. **10/30** After missing four games with an injury, Jim Zorn returns to lead Seattle to a 56-17 triumph over Buffalo. The Seahawks

set 15 club records and equal six, including Zorn's four TD passes. **11/13** Seattle defense blanks the New York Jets, 17-0, in Shea Stadium, the first time an established team is shutout by a second-year team. **12/18** Seahawks win their fifth game of the year, a 20-19 decision over Cleveland before 61,583 fans in the Kingdome, to establish a record for most wins ever by a second-year expansion team.

1978 — 5/3 Keith Simpson, cornerback from Memphis State, is selected as Seattle's first-round draft choice followed by his college teammate Keith Butler, a linebacker, on the second round. **10/8** Efren Herrera kicks a 19-yard field goal on the final play of the game to give Seattle a 29-28 win over the Minnesota Vikings. **11/26** Seattle becomes the first team since 1965 to beat Oakland twice during the regular season with a 17-16 win on Efren Herrera's 46-yard field goal with just three seconds remaining. **12/17** Seahawks end their third season with a 9-7 record and finish one game behind Denver in the AFC West standings following a 23-19 win over Kansas City. Al Hunter rushes for 133 yards on 27 carries as Seahawks perform before sixth-straight home sellout crowd.


1979 — 1/29 Steve Largent catches a record-equalling five passes as Seattle's first representative to the Pro Bowl. National Football Conference defeats Largent and his AFC teammates, 13-7, in the Los Angeles Memorial Coliseum. **5/3** Manu Tuiaosopo, defensive tackle from UCLA, becomes Seattle's first-round draft choice. **10/29** After trailing 14-0, the Seahawks rebound for a 31-28 win over Atlanta in Seattle's first appearance on ABC's Monday Night Football. Dan Doornink rushes for 122 yards on 21 carries and scores twice. **12/16** The Seahawks close out their second straight 9-7 season with a 29-24 win over Oakland. Sam McCullum sets a club record with 173 yards receiving on eight catches.

1980 — 4/29 Seattle trades its first-round draft choice and a third-round pick to Buffalo for the Bills' first-round choice, the tenth player in the draft. The Seahawks then select defensive end Jacob Green of Texas A&M on the first round. **9/28** Seahawks score second shutout in the club's history with a 14-0 win over Washington Redskins in Robert F. Kennedy Memorial Stadium. **10/5** Sam McCullum catches two touchdown passes and Efren Herrera kicks four field goals in 26-7 win over Houston at the Astrodome. The win would prove to be Seattle's last of the season.

1981 — 4/28 Seahawks select UCLA safety Kenny Easley on the first round of the NFL draft. **11/8** Seattle holds the Pittsburgh Steelers scoreless in the second half and rallies for a pair of fourth quarter touchdowns to capture a 24-21 victory at the Kingdome. **11/16** The Seahawks score on their last eight possessions to defeat the San Diego Chargers, 44-23, on Monday Night Football. It is the Seahawks' first regular season victory over the Chargers after eight straight losses.

1982 — 3/11 Mike McCormack, former head coach with the Philadelphia Eagles and Baltimore Colts, is named Director of Football Operations. **4/27** Seahawks select Clemson defensive end Jeff Bryant in the first round of the college draft. **9/21** Players go on strike for 57 days. **10/13** Mike McCormack named interim head coach after the firing of head coach Jack Patera and general manager John Thompson. **11/21** Seahawks capture 17-10 victory over the host Denver Broncos in Mike McCormack's first game as head coach following the players' strike. Steve Largent catches a 34-yard touchdown pass from Jim Zorn with 49 seconds left for the victory. **11/28** Seahawks shutout the Pittsburgh Steelers, 16-0, for the club's third shutout in history and first at the Kingdome.

1983 — **1/2** Seahawks conclude nine-game season with a 13-11 win over the Denver Broncos as Dave Krieg throws a 19-yard touchdown pass to Roger Carr with 47 seconds left. The Seahawks drive 87 yards in 10 plays with no timeouts to score the winning touchdown. Seattle finishes the season 4-5 but were 4-3 under Mike McCormack. **1/3** Mike McCormack named President and General Manager after previously serving as Director of Football Operations since March 11, 1982, and interim head coach since October 13, 1982. **1/26** Chuck Knox named head coach. Knox previously had served as head coach of the Los Angeles Rams (1973-77) and the Buffalo Bills (1978-82). He guided seven-of-his-ten teams to the playoffs, while winning six division championships. **3/15** Chuck Allen, who joined the Seahawks staff in June of 1975 as Director of Pro Scouting, named Assistant General Manager. **4/26** Seattle selects Penn State running back Curt Warner in the NFL draft. Warner is the third player taken on the first round. To be able to get Warner, the Seahawks trade their first, second and third-round selections to the Houston Oilers for the Oilers first-round pick. **9/11** Seahawks win first game under Chuck Knox, 17-10, over the New York Jets, as the club sets a team record with 57 rushing attempts and Curt Warner gains 128 yards on 24 carries. **10/16** Seahawks force eight turnovers and register eight sacks in 38-36 victory over the Los Angeles Raiders. **10/30** Seahawks make it two straight over Raiders with 34-21 win. **12/18** Seahawks clinch first playoff berth with 24-6 win over New England. **12/24** Dave Krieg throws three touchdown passes and Curt Warner rushes for 99 yards in 31-7 win over Denver in the AFC Wild Card Game before 60,752 fans in Kingdome. **12/31** Seahawks drive 66 yards in five plays late in the fourth quarter to capture divisional playoff win over Miami, 27-20, before 71,032 fans at the Orange Bowl.



Curt Warner
Seattle's all-time leading rusher

1984 — 1/8 Los Angeles Raiders defeat the Seahawks, 30-14, in the AFC Championship Game at the Los Angeles Memorial Coliseum before 88,734 fans. **5/1** Seahawks select cornerback Terry Taylor of Southern Illinois as their first-round choice in the annual NFL draft. **9/3** Seahawks win regular season opener for the first time in franchise history, 33-0 over the Cleveland Browns. The enthusiasm is dampened by a knee injury to Curt Warner which will keep him out for the rest of the season. **10/29** Seahawks post their second shutout of the season with a 24-0 victory over the San Diego Chargers on Monday Night Football. Kenny Easley intercepts a club record three passes and Steve Largent catches three touchdown passes. **11/4** Seahawks set an NFL record by returning four interceptions for touchdowns, including two by Dave Brown, in a 45-0 win over the Kansas City Chiefs. Kenny Easley and Keith Simpson had the other two interception returns for touchdowns. **11/25** Dave Krieg throws for 406 yards and three touchdowns, including an 80-yarder to Daryl Turner on the first play of the game, to lead the Seahawks past Denver, 27-24. Steve Largent catches 12 passes for 191 yards and one score. **12/2** Seahawks clinch playoff berth with a 38-17 win over Detroit as Dave Krieg throws a team record five touchdown passes. **12/22** Seattle eliminates the defending Super Bowl Champion Los Angeles Raiders, 13-7, from the playoffs in the AFC Wild Card Game at the Kingdome. Seahawks rush for 205 yards and force three turnovers, along with registering six sacks, in the victory. **12/29** Miami defeats the Seahawks, 31-10, in an AFC Divisional Playoff Game at the Orange Bowl.

1985 — 6/18 Seahawks and Northwest College agree to a long-term lease for a new practice and office complex for the club in Kirkland. The facility will be built on 12 acres adjacent to Northwest College. A 36,000-square foot building will house the club's administrative offices, locker room and training facilities. **7/20** Seahawks open their tenth and final training camp at Eastern Washington University in Cheney. **9/8** Curt Warner returns to the Seattle lineup after missing all but the 1984 opener as the Seahawks defeat Cincinnati, 28-24, at Riverfront Stadium. Warner gains 66 yards on 17 carries and scores the game-winning touchdown on an 11-yard run with 7:07 remaining. **9/15** Daryl Turner sets a club record with four touchdown catches and Dave Krieg equals another with five touchdown passes in Seattle's 49-35 victory over the San Diego Chargers at Jack Murphy Stadium. **10/13** Dave Krieg passes for 405 yards and four touchdowns, including a 12-yarder to Paul Skansi for the winning touchdown with 35 seconds remaining, as Seahawks defeat Atlanta, 30-26. Krieg directs the Seahawks 86 yards in 16 plays on the winning drive. **10/21** Ceremonial ground-breaking is held for team's new headquarters. **11/3** Terry Taylor returns an interception 75 yards for a touchdown and blocks a field goal attempt that is recovered by Byron Walker and returned 56 yards for a touchdown in Seattle's 33-3 win over the Los Angeles Raiders at the Kingdome.

1986 — 4/29 Seahawks select Florida fullback John L. Williams as their first-round draft choice. Williams is the 15th player picked overall. **6/18** Seahawks move into new headquarters on a 12-acre site adjacent to Northwest College in Kirkland. **7/16** Seahawks open their 11th training camp and first in Kirkland. **9/7** Seahawks kickoff their 1986 regular season schedule with a 30-0 victory over the Pittsburgh Steelers at the Kingdome. **10/6** Seahawks defeat San Diego Chargers, 33-7, on Monday Night Football as Steve Largent breaks NFL record for most consecutive games with a pass reception. Largent catches a pass in the 128th straight game in which he participated. **10/19**

Jacob Green registers four sacks and Dave Brown intercepts two passes in leading Seattle to a 17-12 win over the eventual Super Bowl champion New York Giants. **11/27** Seahawks defeat the Dallas Cowboys, 31-14, on Thanksgiving Day as Curt Warner runs for 122 yards and Dave Krieg completes 16-of-24 passes for 214 yards and two touchdowns. **12/8** Seattle hands the Los Angeles Raiders their biggest defeat since 1962, 37-0, as Curt Warner gains 116 yards and Dave Krieg passes for 243 yards and two touchdowns. Seattle gains 407 yards in total offense, while the defense holds the Raiders to 138 yards. **12/20** Seahawks close out five-game winning streak and a 10-6 season by defeating eventual AFC Champion Denver, 41-16. The Seahawks gain a season high 536 yards, including a club record 298 yards rushing, led by Curt Warner's 192 yards and three touchdowns on 24 carries.

1987 — 4/28 Seahawks select University of Pittsburgh linebacker Tony Woods in the first round of the NFL draft. Woods is the 18th player picked. **6/12** Seahawks win lottery for first choice in supplemental draft and select University of Oklahoma linebacker Brian Bosworth. **9/13** After first two regular season games, NFL Players Association calls a strike that will last four weeks. Games for Sunday, September 18, are cancelled. **10/25** Seahawks defeat the Los Angeles Raiders, 35-13, in first game with regulars following the strike. Seattle builds up a 28-0 halftime lead and wins in Los Angeles for the first time since 1983. **12/13** Dave Krieg completes 23-of-33 passes for 238 yards and Ray Butler catches six passes for 107 yards and two touchdowns in leading Seattle past Denver, 28-21, at the Kingdome. **12/20** Seahawks clinch playoff berth with a 34-21 win over the Chicago Bears at Soldier Field. John L. Williams sparks the offense with a 75-yard touchdown on a screen pass from Dave Krieg and the defense contributes five takeaways. **12/27** Steve Largent catches six passes in a 41-20 loss at Kansas City and becomes the NFL's all-time leading receiver with 751. Largent breaks the previous record of 750 by Charlie Joiner.

1988 — 1/3 Seahawks close out the 1987 season with a 23-20 overtime loss to the Houston Oilers at the Astrodome in the AFC First-Round Playoff Game. **4/24** Seahawks use their second-round choice in the draft to select University of Miami wide receiver Brian Blades. The Seahawks first-round pick had been exercised in the June 1987 supplemental draft. **8/30** Ken Behring and Ken Hofmann complete their purchase of the Seahawks from the Nordstrom family. **9/4** Seahawks open 13th season with a 21-14 win at Denver over the two-time defending AFC Champion Broncos. Curt Warner scores twice and John L. Williams accounts for 161 yards from scrimmage. It is Seattle's first win in Denver since 1984. **9/18** Steve Largent becomes the NFL's all-time leader in pass receiving yards with 12,167 at San Diego, but the Seahawks lose to the Chargers, 17-6. Largent breaks Charlie Joiner's record of 12,146 yards. **10/2** Rookie quarterback Kelly Stouffer makes his first NFL start for an injured Dave Krieg and leads the Seahawks to a 31-20 win over the Atlanta Falcons in Atlanta. John L. Williams ties a team record with three rushing touchdowns. **11/13** Seahawks defeat the Houston Oilers, 27-24, as Dave Krieg returns after missing seven games with a shoulder separation. Krieg engineers a 10-play drive to set up Norm Johnson's game-winning field goal with less than one second left. **11/28** Dave Krieg equals his own team record with five touchdown passes as Seahawks defeat the Los Angeles Raiders, 35-27, on Monday night in the Kingdome. Curt Warner (130) and John L. Williams (105) become the first pair of Seahawks to each gain over 100 yards rushing in the same game. **12/11** Seahawks

score touchdowns on their first six possessions in a 42-17 win over Denver. Curt Warner establishes a team record with four rushing touchdowns. Warner (126) and John L. Williams (109) each top 100 yards rushing. **12/18** John L. Williams accounts for 239 yards of offense, including 180 receiving, and Dave Krieg throws for 410 yards and four scores, as the Seahawks defeat the Los Angeles Raiders, 43-37, in Los Angeles to clinch the first AFC Western Division title in franchise history. **12/31** Seahawks are eliminated from the playoffs by the eventual AFC Champion Cincinnati Bengals, 21-13, in Riverfront Stadium.

1989 — 2/22 Tom Flores named President/General Manager, replacing Mike McCormack. Flores guided the Los Angeles Raiders to an 83-53 regular season record and two Super Bowl titles in nine seasons, 1979-87, as their head coach. **4/23** Seahawks select Notre Dame tackle Andy Heck with the fifteenth pick of the first round of the draft. **9/10** Seahawks lose regular season opener in Philadelphia, 31-7, and also lose wide receiver Steve Largent for six weeks with a broken elbow. Largent, however, scores Seattle's only touchdown. **10/29** Dave Krieg and Brian Blades combine on a 21-yard touchdown pass with 40 seconds left in a 10-7 win over the San Diego Chargers. The win is the 100th in regular season play for the Seahawks. Blades catches a career high 10 passes for 117 yards. **11/26** Steve Largent ties Don Hutson's NFL record of 99 career receiving touchdowns in the Seahawks 41-14 loss at Denver. **12/4** Dave Krieg ignites a three-game winning streak with 298 yards passing and the game-winning touchdown pass in a 17-16 Monday night win over Buffalo. **12/10** Seahawks win 24-17 at Cincinnati as Dave Krieg throws three touchdown passes. One goes to Steve Largent, the NFL record 100th of his career. **12/17** John L. Williams catches a career high 12 passes for 129 yards as the Seahawks defeat the Los Angeles Raiders, 23-17. **12/23** Seahawks close out the season with a 29-0 loss to the Washington Redskins. In pregame ceremonies, retiring wide receiver Steve Largent is honored and his is the first name inducted in the Seahawks Ring of Honor.

1990 — 4/22 Seahawks trade four draft choices to the New England Patriots, including two first-round choices, to move up and select University of Miami defensive tackle Cortez Kennedy with the third overall choice. Seahawks also receive a second-round choice from the Patriots which they use to select Syracuse University linebacker Terry Wooden. **8/4** Seahawks play their first-ever international game as they drop a 10-7 preseason decision to the Denver Broncos in Tokyo, Japan. **10/1** Seahawks defeat the Cincinnati Bengals, 31-16, for their first win after opening the season with three consecutive losses. Derrick Fenner scores three touchdowns for the second straight week. **11/11** Seahawks score their first win in Kansas City's Arrowhead Stadium since 1980 as Dave Krieg throws a 25-yard touchdown pass to Paul Skansi as time expires. The PAT gives Seattle a 17-16 win and starts a four-game streak of games decided on the last play. The win is the 159th of Chuck Knox's career, moving him into seventh place all-time. **11/25** Norm Johnson's 40-yard field goal 3:01 into overtime gives the Seahawks a 13-10 win at San Diego. Seattle forces and recovers a pair of fumbles, the first with 48 seconds left in regulation and the second with 1:34 gone in overtime. **12/2** In almost a replay from the week before, Seattle defeats the Houston Oilers 13-10 in overtime after recovering a fumble. Norm Johnson connects from 42 yards out after David Wyman recovers a Tony Woods-forced fumble. Seahawks become only the third team in NFL history to win back-to-back overtime games. **12/9** The Seahawks defense sets single-game records for fewest rushing first downs (0) and rushing yards allowed

(13) in a game in a 20-14 win over the Green Bay Packers in Milwaukee. **12/23** Seattle moves over the .500 mark with a 17-12 win over the Denver Broncos. The Broncos are penalized on the game's last play, negating what would have been a game-winning touchdown pass. **12/30** Derrick Fenner scores two touchdowns for the fourth time as Seattle defeats the Detroit Lions 30-10 in the Kingdome, to finish at 9-7 after an 0-3 start. Fenner ends the season equalling team records for total touchdowns (15) and rushing touchdowns (14), totals that lead the AFC.

1991 — 4/21 Seahawks select San Diego State quarterback Dan McGwire with the 16th pick on the first round of the 1991 NFL Draft. The 6-8, 243-pound McGwire is the first quarterback ever selected on the first round by Seattle. **4/25** Head Coach Chuck Knox agrees to a two-year contract extension. **8/3** Quarterback Jim Zorn (1976-84) becomes the second person inducted into the Seahawks Ring of Honor. **9/1** Seahawks drop season opener, 27-24, at New Orleans and lose starting quarterback Dave Krieg for six weeks with a broken thumb in the process. Wide receiver Brian Blades sets career highs with 12 receptions, 160 yards, and two touchdowns. **9/8** Jeff Kemp makes his first start since September 25, 1988, and throws two touchdown passes in a 20-13 win over the New York Jets. One goes to Travis McNeal, the first of his career. **9/29** Chris Warren's 59-yard punt return touchdown, the first by a Seahawks player since 1986, sparks a 31-3 win over the visiting Indianapolis Colts. The defense limits the Colts to 137 yards and records five sacks. Rookie first-round draft choice Dan McGwire starts and plays the first half, engineering a 50-yard touchdown drive on his first possession. **10/6** The Seahawks defense stops the Cincinnati Bengals on a 4th-and-four inches short with 29 seconds left to preserve a 13-7 win at Riverfront Stadium. Dwayne Harper and Nesby Glasgow combine for the tackle, which comes at the Seattle 22. **10/20** Dave Krieg returns from missing six games on injured reserve to lead Seattle to a 27-7 win at Pittsburgh. Krieg throws for 266 yards, completing 25-of-31 passes, and two scores. **10/27** John Kasay equals an NFL record with two field goals of 50-or-more yards in a 20-9 win over the San Diego Chargers. Kasay connects from 54 and 51 yards. The 54-yarder equals the team record. **11/24** The defense forces four turnovers and has five sacks, three by Rufus Porter, in a 13-10 win over the eventual AFC West Champion Denver Broncos in the Kingdome. Additionally, the defense twice holds on downs inside Seahawks territory in the game's last 4:49. **12/22** Seattle finishes their 16th season with a 7-9 record after defeating the Los Angeles Rams, 23-9, in the Kingdome. It was the first win by the Seahawks over the Rams in five regular season games. James Jones rushes for a pair of scores, while the defense keeps their third 1991 opponent out of the end zone. **12/27** The Seahawks and head coach Chuck Knox agree to mutually end Knox's nine-year tenure as head coach. Knox leaves having compiled an 80-63-0 (55.9%) regular season record. He guided the Seahawks to four playoff appearances, including an AFC West title in 1988.

1992 — 1/6 Seahawks President/General Manager Tom Flores is named President/Head Coach. Flores coached nine seasons, 1979-87, with the Oakland/Los Angeles Raiders and compiled an 83-53-0 (61.0%) regular season record. He led the Raiders to two Super Bowl Championships, XV and XVIII, the only Super Bowls won by the AFC in the decade of the 1980's. **1/8** Larry Kennan, Coach of the Year in the World League of American Football in 1991, is named Offensive Coordinator/Quarterbacks Coach. Kennan guided the London

Monarchs to an 11-1 record and WFLA Championship in the league's first season. Kennan served as an NFL assistant with the Los Angeles Raiders (1982-87), Denver Broncos (1988) and Indianapolis Colts (1989-90). **1/9** Seahawks defensive assistants George Dyer (line), Rod Perry (secondary), and Joe Vitt (special assignments), along with John Becker (offensive coordinator/wide receivers) and Chick Harris (running backs) leave the Seahawks to join Chuck Knox with the Los Angeles Rams. **1/11** Seahawks assistant head coach Tom Catlin announces he will stay with the Seahawks as assistant head coach/defense. In addition, Rusty Tillman is promoted from special teams coach to defensive coordinator, Russ Purnell from tight ends and assistant special teams to special teams and tight ends coach, and Paul Moyer from staff assistant to defensive backfield coach. **1/21** Offensive Line Coach Hudson Houck and running backs coach Clarence Shelmon are added to Tom Flores' staff. Both coaches come to the Seahawks from the Los Angeles Rams. **1/22** Bob Bratkowski, offensive coordinator at the University of Miami for the past three seasons, is named wide receivers coach. Bratkowski's father Zeke, is a former NFL quarterback and current NFL assistant coach. **1/23** Tommy Brasher is named defensive line coach. Brasher has coached nine seasons in the NFL and 12 in college. **1/24** Former Seahawks cornerback Dave Brown (1976-86) returns to the club as a defensive assistant. An original member of the Seahawks, Brown still holds career records with 50 interceptions and four interception return touchdowns. **8/22** Dave Brown becomes the third inductee into the Seahawks Ring of Honor around the 200 Level of the Kingdome. **9/6** Cincinnati Bengals spoil Tom Flores' Seahawks coaching debut with a 21-3 Kingdome win. **9/20** Flores gains first win as Seahawks head coach, 10-6 at New England. Cortez Kennedy has four-and-a-half tackles for loss, including three sacks, to lead the defense while Chris Warren rushes for 122 yards and one score on 24 carries to lead the offense. It's Warren's first career 100-yard game. **11/8** Chris Warren's 103 yards aren't enough as the Washington Redskins post a 16-3 Kingdome win. **11/22** Chris Warren rushes for a career-high 154 yards, including a touchdown, but the Kansas City Chiefs take a 24-14 win. **11/30** In pregame ceremonies, play-by-play broadcaster Pete Gross is inducted into the Seahawks Ring of Honor. The Seahawks then defeat the Denver Broncos 16-13 in overtime, snapping an eight-game losing streak. Brian Blades makes his first appearance since injuring his shoulder on opening day and catches the game-tying touchdown pass on the game's last play. John Kasay's 32-yard field goal 11:10 into overtime is the winner. The game also is the team record third straight that the Seahawks defense held the opposition to under 200 total yards. **12/2** KIRO Newsradio 710's Pete Gross, the only play-by-play broadcaster in the Seahawks 17-year history, dies after a four-year battle with cancer. **12/6** The Pittsburgh Steelers take a 20-14 comeback win in Pittsburgh, despite Eugene Robinson's record-equalling three interceptions. **12/13** Roger Ruzek's 44-yard field goal as time expires in overtime gives the visiting Philadelphia Eagles a 16-13 win. The game is the longest in Seattle's history (75:00). **12/27** Seattle closes out the regular season with a 31-14 Kingdome loss to the AFC West Champion San Diego Chargers. Chris Warren becomes only the second player in franchise history to rush for 1,000 yards, finishing the season with 1,017.


1993 — 1/19 David Behring, son of majority owner Ken Behring, is named team President. Tom Flores is named General Manager/Head Coach, while Player Personnel Director Mike Allman is placed in charge of both professional and college personnel. **1/28** Howard Mudd is named offensive line coach

replacing Hudson Houck, who joined the Dallas Cowboys. Mudd is an eight-year NFL veteran guard and a 19-year NFL assistant, including a stint with the Seahawks from 1978-82. **2/5** Phil Neri, a Seahawks scout since 1985, is named College Scouting Director. **3/12** Ferrell Edmunds, two-time Pro Bowl tight end with the Miami Dolphins, signs as an unrestricted free agent. Edmunds, a five-year veteran, is the first free agent to sign with the Seahawks under the NFL new free agency system. **4/1** Wide receiver Kelvin Martin of the Super Bowl champion Dallas Cowboys is signed as an unrestricted free agent. **4/14** Linebacker Kevin Murphy signs with Seattle. **4/20** Four-time Pro Bowl center Ray Donaldson signs with the Seahawks as a free agent. **4/22** Buffalo guard Mitch Frerotte signs with the Seahawks as an unrestricted free agent. **4/25** University of Notre Dame quarterback Rick Mirer is selected by the Seahawks on the first round of the NFL draft. Mirer is the second player chosen overall. **9/19** Chris Warren rushes a club record 36 times for a personal best 174 yards in a 17-14 win over the Patriots in New England, Seattle's first win after two losses. **9/26** Rod Stephens' fumble recovery in the end zone provides the winning touchdown in a 19-10 win at Cincinnati. **10/3** Seattle makes it three straight with a 31-14 win over the San Diego Chargers in the Kingdome. Rookie Rick Mirer passes for 282 yards and a score and also rushes for a touchdown. The three-game winning streak is the Seahawks longest since 1990. **10/24** Rick Mirer throws the game-winning touchdown pass to Brian Blades with 25 seconds left in a 10-9 win over New England in the Kingdome. **11/14** Eugene Robinson records 11 tackles, two interceptions, two forced fumble, and one fumble recovery to spark a 22-5 win over the visiting Cleveland Browns. In all, the Seahawks defense forces seven turnovers and accounts for a touchdown and a safety. **12/26** Chris Warren rushes for 168 yards to become the second Seattle player to have back-to-back 1,000-yard seasons, but the Phoenix Cardinals tie the game on the last play of regulation and go on to a 30-27 overtime win in the Kingdome. **12/26** Jon Vaughn, who learned during warmups that he would start for an injured Chris Warren (abdominal muscle), rushes for a career-high 131 yards in a 16-6 win over the Pittsburgh Steelers. Seattle gains 267 yards rushing, giving them back-to-back 200-yard rushing games for the first time in franchise history.

1994 — 1/2 The Seahawks finish the season 6-10 after dropping a 34-24 decision to the AFC West Champion Kansas City Chiefs in Arrowhead Stadium. John L. Williams rushes for 102 yards, to give the Seahawks three straight games with an individual over 100 yards, a franchise first. Rick Mirer becomes the first rookie quarterback since 1973 to start all his team's games and only the third since the 1970 merger. Mirer ends the season with NFL rookie passing records for attempts (486), completions (274), and yards (2,833), while helping to improve Seattle's win total by four games. **2/24** Nate Odomes, two-time Pro Bowl cornerback of the Buffalo Bills signs as a free agent. **2/28** Odomes' Buffalo teammate and fellow two-time Pro Bowler, tackle Howard Ballard signs as a free agent. **4/24** Texas A&M University defensive tackle Sam Adams is the Seahawks first-round draft choice. Adams is the eighth player picked on the first round. **7/19** Kingdome ceiling tiles fall from roof forcing closure of the building until November 5. Seahawks play both preseason games and first three regular season games in the University of Washington's 72,500 seat Husky Stadium. **8/13** Seahawks play first-ever outdoor game in Seattle defeating Tampa Bay Buccaneers, 29-6, in Husky Stadium. **9/4** Seahawks capture season opener for first time since 1988 with a 28-7 win at the Washington Redskins, as Chris Warren rushes for 100 yards and two touchdowns. The

win is the 100th in the career of head coach Tom Flores. **9/11** Chris Warren scores two touchdowns for the second straight week as Seahawks go 2-0 with a 38-9 win over the Raiders in Los Angeles. Rick Mirer tosses three touchdown passes. **9/18** San Diego Chargers stop Seahawks two-game winning streak, 24-10, before Seahawks record crowd of 65,536 in Husky Stadium. **9/25** Chris Warren earns AFC Offensive Player of the Week honors in a 30-13 win over the visiting Pittsburgh Steelers. Warren rushes for 125 yards and a touchdown, while the Seahawks defense intercepts four passes. **11/6** Cincinnati Bengals spoil Seahawks return to Kingdome with a 20-17 overtime win. Doug Pelfrey kicks six field goals, including a 26-yarder 8:14 into overtime for the win. **11/20** Mack Strong's seven-yard touchdown run with 42 seconds left gives Seahawks a 22-21 win over the visiting Tampa Bay Buccaneers, breaking a six-game losing streak. **11/27** Seahawks defeat Kansas City 10-9 behind John Kasay's 32-yard field goal with 1:42 left. The back-to-back one-point wins are a franchise first. Chris Warren surpasses the 1,000-yard mark in the 12th game, the earliest in team history. **12/11** Chris Warren rushes for a personal best 185 yards on 30 carries, including a touchdown in a 16-14 win at Houston. Warren, playing with cracked ribs, had 183 of his yards in the first three quarters. **12/18** Chris Warren tops 100 yards for the seventh time with 122, but the Los Angeles Raiders escape with a 17-16 Kingdome win. **12/24** Cleveland Browns defeat the Seahawks 35-9 in Cleveland Stadium, closing out a 6-10 season. Chris Warren finishes the season with a franchise record 1,545 rushing yards, a total that leads the AFC. **12/29** Tom Flores, Seahawks general manager/head coach from 1992-94, is relieved of his duties. Flores, who joined the organization in 1989 as president/general manager, compiled a 14-34 regular season record. All 12 of Flores' assistants were also fired.

1995 — 1/12 Dennis Erickson, head coach of the University of Miami, is named head coach. In six seasons at Miami, Erickson compiled a 63-9-0 record and won national championships in 1989 and 1991. A native of Everett, Washington, Erickson posted a 113-40-1 record in 13 seasons as a college head coach at the University of Idaho, University of Wyoming, Washington State University, and Miami. Erickson brings six coaches with him from Miami, Gregg Smith (Assistant Head



Dennis Erickson was named the Seahawks fifth head coach on January 12, 1995.

Coach/Tight Ends), Greg McMackin (Defensive Coordinator), Dave Arnold (Special Teams), Dana LeDuc (Strength and Conditioning), Rich Olson (Quarterbacks), and Willy Robinson (Defensive Backs). In addition he retains Bob Bratkowski (Offensive Coordinator/Wide Receivers), Tommy Brasher (Defensive Line), Tom Catlin (Quality Control), Dave Brown (Defensive Coach), Arnie Matsumoto (Staff Assistant), Howard Mudd (Offensive Line), and Clarence Shelmon (Running Backs) from the previous staff. **2/9** Mike Murphy, a nine-season NFL coaching veteran, is named linebackers coach. Murphy coached with the Detroit Lions and Arizona Cardinals, prior to serving one year in the Pro Personnel Department of the Carolina Panthers. **1/28** Wide Receiver Steve Largent becomes the first Seahawks player to be elected into the Pro Football Hall of Fame. Largent was elected in his first year of eligibility. He played his entire NFL career with Seattle from 1976-89, and retired in possession of six NFL receiving marks, including most receptions (819), yards (13,089), touchdowns (100), and consecutive games with a reception (177). Largent's presenter for induction is Seahawks Vice President/Administration & Communications Gary Wright. **4/22** Seahawks select Ohio State University wide receiver Joey Galloway with the eighth pick in the first round of the NFL draft. Galloway is the second wide receiver chosen overall and the first ever picked by the Seahawks on the first round of the draft. **7/29** Steve Largent is formally inducted into the Pro Football Hall of Fame. **9/3** Seahawks lose NFL debut of Head Coach Dennis Erickson, 34-10, to the Kansas City Chiefs in the Kingdome. **9/17** Erickson gains first career win, 24-21, over the Cincinnati Bengals in the Kingdome. Chris Warren rushes for 109 yards. **11/5** Rookie Joey Galloway returns a punt a club record 89 yards for a touchdown to spark a 30-28 win over the visiting New York Giants. Brian Blades has two first quarter touchdown receptions. The win snaps a four-game losing streak and ignites a streak of six wins in seven games. **11/12** Galloway strikes again, this time on an 86-yard run from scrimmage in a 47-30 win over the Jaguars in Jacksonville. His run is a club record and is an NFL-long for 1995, as was his punt return. Galloway accounts for 237 all-purpose yards and three touchdowns, including five receptions for 114 yards and two scores receiving. **11/19** Seattle posts a 27-20 win over the Redskins in Washington, D.C., completing a two-game, 10-day road trip. Chris Warren rushes for a season-high 136 yards and one score, quarterback Rick Mirer throws two touchdown passes and Robert Blackmon has two interceptions. The Seahawks stayed in Jacksonville between games. **12/3** Todd Peterson kicks four field goals in a 26-14 win over the Philadelphia Eagles. **12/10** Quarterback John Friesz engineers three fourth quarter touchdown drives in a 31-27 win over the Broncos in Denver. Seattle rallies from a 20-0 second quarter deficit for the win, the greatest comeback in franchise history. Friesz throws for two touchdowns, including the game-winner to Chris Warren with 49 seconds left. Antonio Edwards' club record 83-yard return of a Robert Blackmon-forced fumble in the third quarter, ignites the rally. **12/17** Chris Warren scores three touchdowns in a 44-10 win over the Oakland Raiders. The win is Seattle's eighth of the year, their most since 1990. **12/24** AFC Western Division champion Kansas City Chiefs end the Seahawks postseason bid with a 26-3 win in Arrowhead Stadium.

1996 — 2/2 Team owner Ken Behring announces that he is moving the franchise. **4/20** Ken Behring and Seattle native Paul Allen enter into an exclusive 14-month option for Allen to purchase the Seahawks. Allen can exercise the option at anytime until July 1, 1997. Allen is named Chairman of Football Northwest, Inc., with Bert Kolde serving as Vice Chairman and Bob Whitsitt as President. Seahawks select Boston College

tackle Pete Kendall on the first round with the 21st overall pick. Seattle had traded down twice in the first round, acquiring defensive tackle Glenn Montgomery from the Houston Oilers in the first deal and adding an extra third round pick from the Detroit Lions in the second. **9/1** Seahawks start 21st season with 29-7 loss at San Diego. **9/22** Lamar Smith's 14-yard run with 31 seconds left gives Seahawks a 17-13 win at Tampa Bay, their first win after three losses. **10/6** John Friesz throws touchdown passes of 51, 65 and 80 yards, the latter with 2:03 left to Brian Blades, for a 22-15 win at Miami. **11/3** Michael McCrary blocks Houston's game-winning field goal with 16 seconds left, recovers it, and laterals to Robert Blackmon to complete a 68-yard touchdown return to give Seattle a 23-16 win. John Friesz throws for 323 yards, Seattle's first 300-yard passing game since 1990. **11/10** Seattle completes three wins in three home games by defeating the Minnesota Vikings, 42-23. **11/17** Seattle misses a last play field goal in 17-16 loss at the Detroit Lions. Lamar Smith rushes for a career high 148 yards in his first career start. Seahawks also lose quarterback John Friesz for remainder of the season with a broken leg. **12/8** Seahawks snap three-game losing streak with 26-18 win over visiting Buffalo Bills. Chris Warren rushes for 116 yards, his franchise record 24th career 100-yard game. **12/22** Seahawks close season with 28-21 win at Oakland. Seattle forces seven turnovers and wins with backup quarterbacks Stan Gelbaugh and Gino Torretta playing for John Friesz (broken leg) and Rick Mirer (quadriiceps). Torretta passes 32 yards to Joey Galloway for his first career touchdown. Lamar Smith rushes for two touchdowns.

1997 — 2/14 Seahawks make first strike in free agency signing Steelers Pro Bowl linebacker Chad Brown. Brown's signing is followed two days later with that of Pittsburgh teammate cornerback Willie Williams. **2/18** Quarterback Rick Mirer is traded to the Chicago Bears for a first-round draft choice. Seattle now has the 11th and 12th picks overall in the April 19-20 NFL draft. **3/5** Seahawks announce a return of their training camp to Eastern Washington University in Cheney, Washington. Seattle trained at Eastern from 1976-85, before training year-around at their Kirkland Headquarters. **3/6** Detroit Lions safety Bennie Blades is signed as a free agent reuniting him with his brother, Brian. **3/7** Former University of Washington quarterback Warren Moon signs as a free agent after 13 seasons with the Houston Oilers (1984-93) and Minnesota Vikings (1994-96). Moon ranks fourth in league history in attempts (6,000), completions (3,514), and yards (43,787), and is tied for seventh in touchdowns (254). **3/28** Seattle trades their first round pick obtained from the Bears to Atlanta for the Falcons first-round pick, the third overall. Seattle also sends second and fourth rounders to Atlanta and the Falcons flip-flop their third round choices. **4/19** After selecting Ohio State cornerback Shawn Springs with the third overall choice, Seattle sends the 12th overall choice and a third round pick to the Tampa Bay Buccaneers for the sixth overall choice. That pick is used on Florida State University tackle Walter Jones. It is the first time in their history that the Seahawks have utilized two first round draft choices. **4/25** Washington State Legislature passes Seahawks Stadium Funding Plan, Referendum 48. The bill sets a statewide vote for June 17. **6/17** Washington state voters approve Proposition 48 by a 51.1 percent to 48.9 percent margin (820,354 yes, 783,584 no), including a 56.4 percent margin (275,358 yes, 213,092 no) in King County. **6/23** Metropolitan King County Council votes 9-3 to approve a new football stadium for the Seahawks. **6/30** Bob Whitsitt, President of Football Northwest signs paperwork to purchase Seahawks from Ken Behring.

COACHES ALL-TIME ROSTER

(46 Coaches)

Name (Responsibility)	Years	College
Arnold, Dave (Special Teams)	1995-96	Drake
Becker, John (Off. Coord./WRs)	1989-91	Cal State-Northridge
Boghosian, Sam (Off. Coord./OL)	1976-77	UCLA
Brasher, Tommy (DL)	1992-96	Arkansas
Bratkowski, Bob (WRs)	1992-94	Washington State
(Offensive Coord./WRs)	1995-96	
Brown, Dave (Defensive Coach)	1992-96	Michigan
Catlin, Tom (Asst. Head Coach/ Def. Coord./LBs)	1983-91	Oklahoma
(Assistant Head Coach/Defense)	1992	
(Assistant Head Coach)	1993	
(Quality Control)	1994-95	
Christensen, Jack (DBs)	1978-82	Colorado State
Dyer, George (DL)	1983-91	Cal-Santa Barbara
Erickson, Dennis (Head Coach)	1995-96	Montana State
Flores, Tom (Head Coach)	1992-94	Pacific
Harris, Chick (RBs)	1983-91	Northern Arizona
Hawkins, Ralph (DBs)	1983-88	Maryland
Hollway, Bob (Def. Coord./DBs)	1976-77	Michigan
Houck, Hudson (OL)	1992	Southern California
James, Ned (Offensive Assistant)	1995-96	New Mexico
Kennan, Larry (Offensive Coord./QBs)	1992-94	LaVerne
Knox, Chuck (Head Coach)	1983-91	Juniata
Lauterbur, Frank (DL)	1982	Mt. Union
LeDuc, Dana (Strength and Conditioning)	1995-96	Texas
Leggett, Earl (DL)	1976-77	Louisiana State
MacDonald, Andy (RBs)	1976-82	Central Michigan
Matsumoto, Arnie (Staff Assistant)	1989-95	Lewis and Clark
McCormack, Mike (Head Coach)	1982	Kansas
McMackin, Greg (Def. Coord.)	1995-96	So. Oregon State
Meyer, Ken (QBs)	1983-91	Denison
Moore, Steve (WRs)	1983-85	Cal-Santa Barbara
(Off. Coord./WRs)	1986-88	
Mora, Jim (DL)	1978-81	Occidental
Moyer, Paul (Special Assignments)	1990-91	Arizona State
(DBs/Asst. Special Teams)	1992-94	
Mudd, Howard (OL)	1978-82	Hillsdale
	1993-96	
Murphy, Mike (LBs)	1995-96	Huron
Olson, Rich (QBs)	1995-96	Washington State
Patera, Jack (Head Coach)	1976-82	Oregon
Peccatiello, Larry (LBs)	1976-77	William and Mary
(Def. Coord./LBs)	1978-80	
Perry, Rod (DBs)	1989-91	Colorado



ALL-TIME SEAHAWKS HEAD COACHES

(upper row, from left)

Jack Patera, 1976-82


Mike McCormack, 1982

Chuck Knox, 1983-91

(lower row, from left)

Tom Flores, 1992-94

Dennis Erickson, 1995-



Prochaska, Ray (Off. Coord./OL)	1983-85	Nebraska
Purnell, Russ (Special Assignments)	1986	Whittier
(TEs/Asst. Special Teams)	1987-91	
(TEs/Special Teams)	1992-94	
Raines, Frank (Strength and Conditioning)	1990-94	George Mason
Rhyme, Jerry (QBs/WRs/TEs)	1976-77	Tulsa
(Off. Coord./QBs/WRs/TEs)	1978-79	
(Off. Coord./QBs/WRs)	1979-82	
Robinson, Willy (DBs)	1995-96	Fresno State
Shelmon, Clarence (RBs)	1992-95	Houston
Simpson, Jackie (Def. Coord./LBs)	1981-82	Mississippi
Smith, Gregg (Asst. Head Coach/TEs)	1995-96	Idaho
Stephenson, Kent (OL)	1985-91	Northern Iowa
Tillman, Rusty (Special Teams)	1979-82	Northern Arizona
(Special Teams/TEs)	1983-86	
(Special Teams/LBs)	1987-91	
(Def. Coord./LBs)	1992-94	
Vitt, Joe (Special Assignments)	1982-91	Towson State

ALL-TIME HONORS

(474 Players)

	A	A	A	A	A
Player (Position)	Years	GP	GS	College	
Abramowitz, Sid (T)	1984	4	0	Tulsa	
Adams, Sam (DT-DE)	1994-96	44	27	Texas A&M	
Adams, Theo (T)	1992	10	0	Hawaii	
Adkins, Sam (QB)	1977-82	10	0	Wichita State	
Agee, Tommie (FB)	1988	16	0	Auburn	
Ahrens, Dave (LB)	1990	10	3	Wisconsin	
Aiu, Charlie (G)	1978	1	0	Hawaii	
Allen, Harvey (S)	1987	2	2	Nevada-Las Vegas	
Allert, Ty (LB)	1990	1	0	Texas	
Allred, Brian (CB)	1993-94	4	0	Sacramento State	
Alvarez, Wilson (K)	1981	4	0	Southeast Louisiana	
Anderson, Eddie (S)	1986	5	0	Fort Valley State	
Anderson, Fredell (DE)	1980-82	22	6	Prairie View	
Andrews, Ricky (LB)	1990	15	0	Washington	
Andrews, Tom (C-G)	1987	2	2	Louisville	
Atkins, James (T)	1994-96	36	34	Southwestern Louisiana	
August, Steve (T)	1977-84	97	90	Tulsa	
	B	B	B	B	B
Bachman, Ted (CB)	1976	5	0	New Mexico State	
Baham, Curtis (CB)	1987	3	0	Tulane	
Bailey, Edwin (G-T)	1981-91	139	120	South Carolina State	
Ballard, Howard (T)	1994-96	48	48	Alabama A&M	
Barbay, Roland (NT)	1987	5	0	Louisiana State	
Barber, Michael (LB)	1995-96	13	7	Clemson	
Barisich, Carl (DE)	1976	14	7	Princeton	
Barr, Robert (T)	1996	*0	0	Rutgers	
Bates, Michael (WR)	1993-94	31	1	Arizona	
Beamon, Autry (S)	1977-79	45	39	East Texas State	
Bebout, Nick (T)	1976-79	56	55	Wyoming	
Beede, Frank (G)	1996	14	2	Panhandle State	
Beeson, Terry (LB)	1977-81	77	67	Kansas	
Bell, Coleman (TE)	1996	*0	0	Miami	
Bell, Mark (TE-DE)	1979-80, 82	41	2	Colorado State	
Bellamy, Jay (S)	1994-96	34	0	Rutgers	
Bengen, Brant (WR)	1987	3	0	Idaho	
Benjamin, Tony (FB)	1977-79	28	1	Duke	
Berry, Ray (LB)	1993	8	2	Baylor	
Bickett, Duane (LB)	1994-95	22	1	Southern California	
Bitterlich, Don (K)	1976	3	0	Temple	
Blackmon, Robert (S)	1990-96	106	96	Baylor	
Blackshear, Jeff (G)	1993-95	47	21	Northeast Louisiana	

Blackwood, Lyle (S)	1976	11	0	Texas Christian
Blades, Brian (WR)	1988-96	129	113	Miami
Blue, Anthony (CB)	1987	3	0	Nevada-Las Vegas
Bolcar, Ned (LB)	1990	5	0	Notre Dame
Bolton, Andrew (RB)	1976	5	2	Fisk
Borchardt, Jon (G-T)	1985-87	42	4	Montana State
Bosworth, Brian (LB)	1987-89	24	24	Oklahoma
Bouyer, Willie (WR)	1989-90	1	0	Michigan State
Bowman, Barry (P)	1987	1	0	Louisiana Tech
Boyd, Dennis (DE-DT-T)	1977-79,			
	1981-82	59	27	Oregon State
Boyd, Jerome (LB)	1983	5	0	Oregon State
Bradley, Ed (LB)	1976	14	14	Wake Forest
Brandon, David (LB)	1993-94	20	0	Memphis State
Briz, Darrick (G-C)	1989-93	78	44	Oregon State
Brinson, Larry (RB)	1980	8	0	Florida
Brock, Lou (CB)	1988	1	0	Southern California
Broussard, Steve (RB)	1995-96	27	1	Washington State
Brown, Arnold (CB)	1987	2	0	No. Carolina Central
Brown, Dave (S-CB)	1976-86	159	159	Michigan
Brown, Reggie (FB)	1996	7	0	Fresno State
Brown, Theotis (RB)	1981-83	22	7	UCLA
Brown, Tony (CB)	1994-95	29	5	Fresno State
Bryant, Beno (RB)	1994	2	0	Washington
Bryant, Cullen (FB)	1983-84	19	5	Colorado
Bryant, Jeff (DE-DT)	1982-93	175	167	Clemson
Bullard, Louis (T)	1978-80	36	15	Jackson State
Burnham, Tim (T)	1987-88	3	3	Washington
Burse, Tony (FB)	1987	12	0	Middle Tennessee St.
Bush, Blair (C)	1983-88	82	78	Washington
Butler, Chuck (LB)	1984	8	0	Boise State
Butler, Keith (LB)	1978-87	146	132	Memphis State
Butler, Ray (WR)	1985-88	41	8	Southern California

C C C C C

Cain, Joe (LB)	1989-92	57	13	Oregon Tech
Caldwell, Tony (LB)	1987	1	1	Washington
Campbell, Jack (T)	1982	1	0	Utah
Carr, Roger (WR)	1982	9	2	Louisiana Tech
Castor, Chris (WR)	1983-84	23	0	Duke
Chadwick, Jeff (WR)	1989-91	39	0	Grand Valley State
Childs, Jason (G)	1993	0	0	North Dakota
Clancy, Sam (DE)	1983	13	0	Pittsburgh
Clark, Bernard (LB)	1991	2	0	Miami
Clark, Greg (LB)	1992	12	0	Arizona State
Clark, Louis (WR)	1987-92	55	15	Mississippi State
Clarke, Ken (NT)	1988	16	1	Syracuse
Clune, Don (WR)	1976	9	1	Penn
Coder, Ron (G)	1976-77, 79	43	19	Penn State
Coffield, Randy (LB)	1976	13	0	Florida State
Collins, Greg (LB)	1976	13	0	Notre Dame
Colquitt, Jimmy (P)	1985	2	0	Tennessee
Comeaux, Darren (LB)	1988-91	50	39	Arizona State
Cooke, Bill (DE-DT)	1978-80	34	3	Massachusetts
Corley, Chris (TE)	1987	1	0	South Carolina
Cortes, Julio (LB)	1987	3	3	Miami
Cotton, Marcus (LB)	1991	3	0	Southern California
Covington, Tony (S)	1995	11	0	Virginia
Cowlings, Al (DE)	1976	1	0	Southern California
Crawford, Rufus (RB)	1978	16	0	Virginia State
Cronan, Peter (LB)	1977-79, 81	50	3	Boston College
Crumpler, Carlester (TE)	1994-96	41	18	East Carolina
Cryder, Bob (T)	1984-86	32	25	Alabama

RETIRED JERSEYS

The Seahawks have retired two jerseys in their history. The first was #12 in honor of the fans on December 15, 1984. The jersey was presented to Mr. and Mrs. Randy Ford of Tukwila, who originated the idea. The second was Steve Largent's #80 which was retired on August 12, 1995, after Largent's induction into the Pro Football Hall of Fame on July 29.

Cunningham, Ed (C)	1996	11	3	Washington
Cunningham, T.J. (S)	1996	9	0	Colorado
Curtis, Mike (LB)	1976	14	14	Duke

	D	D	D	D	D
Daniels, David (WR)	1991-92	29	1	Penn State	
Daniels, Phillip (DE)	1996	15	0	George	
Darby, Alvis (TE)	1976	1	0	Florida	
Davis, Anthony (LB)	1993	10	0	Utah	
Davis, Brian (CB)	1991-92	29	2	Nebraska	
Davis, Fred (CB)	1987	1	1	Western Carolina	
Davis, Harlan (CB)	1991	0	0	Tennessee	
Dean, Vernon (S)	1988	16	0	San Diego State	
Dee, Donnie (TE)	1989	3	3	Tulsa	
Demarie, John (G)	1976	9	8	Louisiana State	
DeVita, Rob (LB)	1987	1	0	Illinois Benedictine	
Dion, Terry (DE)	1980	9	2	Oregon	
Dixon, Zachary (RB)	1983-84	26	2	Temple	
Dodge, Dedrick (S)	1991-92	25	0	Florida State	
Donaldson, Ray (C)	1993-94	32	32	Georgia	
Donnelly, Rick (P)	1990-91	19	0	Wyoming	
Doornink, Dan (FB-RB)	1979-85	92	44	Washington State	
Dorning, Dale (DE)	1987	3	3	Oregon	
Dorris, Andy (DE)	1977	4	1	New Mexico State	
Dove, Wes (DE)	1987	2	0	Syracuse	
Duckett, Forey (S)	1994	2	0	Nevada	
Dufek, Don (S)	1976-77, 1979-84	95	6	Michigan	
Dugan, Bill (G)	1981-83	40	5	Penn State	

	E	E	E	E	E
Easley, Kenny (S)	1981-87	89	87	UCLA	
East, Ron (DT)	1977	14	14	Montana State	
Edmonds, Bobby Joe (RB)	1986-88	42	0	Arkansas	
Edmunds, Ferrell (TE)	1993-94	23	23	Maryland	
Edwards, Antonio (DE)	1993-96	50	24	Valdosta State	
Edwards, Randy (DE-NT)	1984-87	52	4	Alabama	
Eisenhooth, John (NT)	1987	1	0	Lock Haven	
Eisenhooth, Stan (C)	1987-88	13	0	Towson State	
Eller, Carl (DE)	1979	16	8	Minnesota	
Engles, Rick (P)	1976-77	15	0	Tulsa	
Essink, Ron (T)	1980-85	83	70	Grand Valley State	
Evans, Norm (T)	1976-78	38	25	Texas Christian	
Evans, Russell (WR)	1987	1	0	N.E. Missouri State	

	F	F	F	F	F
Fairbanks, Don (DE)	1987	3	3	Colorado	
Fanning, Mike (DE)	1984	16	0	Notre Dame	
Farrell, Sean (G)	1992	6	0	Penn State	
Fauria, Christian (TE)	1995-96	26	18	Colorado	
Feasel, Grant (C)	1987-93	91	51	Abilene Christian	
Fenner, Derrick (RB)	1989-91	32	23	North Carolina	
Ferguson, Duke (WR)	1977-79	33	8	San Diego State	
Fifer, Bill (T)	1979	0	0	West Texas State	
Finzer, Dave (P)	1985	12	0	DePauw	
Fiones, Brian (LB)	1981-82	13	0	Washington State	
Frank, Malcolm (CB)	1992	15	0	Baylor	
Franklin, Byron (WR)	1985-87	33	1	Auburn	
Franklin, Jethro (DE)	1989	7	1	Fresno State	
Frier, Mike (DT)	1994	2	0	Appalachian State	
Friesz, John (QB)	1995-96	14	9	Idaho	

	G	G	G	G	G
Gaines, Greg (LB)	1981, 83-88	88	43	Tennessee	
Galloway, Joey (WR)	1995-96	32	32	Ohio State	
Gamache, Vince (P)	1986	16	0	Cal State-Fullerton	
Garcia, Frank (P)	1981	1	0	Arizona	
Geddes, Ken (LB)	1976-78	36	25	Nebraska	
Gelbaugh, Stan (QB)	1992-96	13	9	Maryland	
Gilbert, Gale (QB)	1985-86	25	2	California	

Glasgow, Nesby (S)	1988-92	77	30	Washington
Glaze, Charles (CB)	1987	3	2	South Carolina State
Godfrey, Chris (G)	1988	9	2	Michigan
Graff, Neil (QB)	1976	*0	0	Wisconsin
Graham, David (DE-NT)	1982, 1987	6	2	Morehouse
Graham, Derrick (G)	1996	16	16	Appalachian State
Graham, Jeff (QB)	1993-94	*0	0	Long Beach State
Grant, Will (C)	1986	7	6	Kentucky
Gray, Carlton (CB)	1993-96	53	45	UCLA
Gray, Oscar (FB)	1996	9	0	Arkansas
Green, Boyce (RB)	1987	2	2	Carson-Newman
Green, Jacob (DE)	1980-91	178	176	Texas A&M
Green, Jessie (WR)	1979-80	23	0	Tulsa
Green, Paul (TE)	1992-94	35	23	Southern California
Green, Sammy (LB)	1976-79	60	44	Florida
Green, Tony (KR)	1979	11	0	Florida
Greene, Danny (WR)	1985	4	0	Washington
Gregory, Bill (DE-DT)	1978-80	47	43	Wisconsin
Griffith, Russell (P)	1987	2	0	Weber State

H H H H H

Hackett, Dino (LB)	1993	3	0	Appalachian State
Hagen, Mike (FB)	1987	2	1	Montana
Hagler, Scott (K)	1987	2	0	South Carolina
Hanousek, Matt (T-G)	1987	3	3	Utah State
Hansen, Don (LB)	1976	2	0	Illinois
Hardy, Andre (FB)	1985	3	1	St. Mary's
Hardy, Robert (DT)	1979-82	54	53	Jackson State
Harmon, Kevin (RB)	1988-89	9	0	Iowa
Harper, Dwayne (CB)	1988-93	94	76	South Carolina State
Harris, Corey (CB)	1995-96	32	32	Vanderbilt
Harris, Elroy (RB)	1989	14	0	Eastern Kentucky
Harris, Franco (FB)	1984	8	6	Penn State
Harris, John (S)	1978-85	119	112	Arizona State
Harris, Richard (DE-DT)	1976-77	28	24	Grambling
Harris, Ronnie (WR)	1994-96	29	0	Oregon
Hart, Roy (NT)	1988-89	16	1	South Carolina
Hayes, Eric (DT)	1990-91	21	3	Florida State
Heck, Andy (T-G)	1989-93	77	70	Notre Dame
Heller, Ron (TE)	1990, 1992	32	16	Oregon State
Hernandez, Matt (T)	1983	8	1	Purdue
Herrera, Efren (K)	1978-81	60	0	UCLA
Hicks, Mark (LB)	1983	10	1	Arizona State
Hines, Andre (T)	1980	9	0	Stanford
Hire, Doug (C)	1987	3	1	Linfield
Hitchcock, Bill (T-G)	1991-94	51	39	Purdue
Hoaglin, Fred (C)	1976	13	7	Pittsburgh
Hollie, Doug (DE)	1987-88	5	0	Southern Methodist
Hollis, David (CB-S)	1987-89	27	0	Nevada-Las Vegas
Howard, Ron (TE)	1976-78	42	36	Seattle
Hudson, Gordon (TE)	1986	16	4	Brigham Young
Hughes, David (FB)	1981-85	69	27	Boise State
Hughes, Van (DT)	1987	1	1	Southwest Texas State
Hunter, Al (RB-FB)	1977-80	53	5	Notre Dame
Hunter, John (G)	1992	5	3	Brigham Young
Hunter, Patrick (CB)	1986-94	120	99	Nevada-Reno
Hyde, Glenn (C)	1986	3	0	Pittsburgh

| | | | |

Innocent, Dou (WR)	1996	4	0	Mississippi
Irvin, Darrell (DE)	1983	16	0	Oklahoma
Ivory, Horace (RB)	1981-82	12	0	Oklahoma

J J J J J

Jackson, Harold (WR)	1983	15	6	Jackson State
Jackson, Joe (LB)	1987	3	0	San Francisco State
Jackson, Michael (LB)	1979-86	105	78	Washington
Jackson, Terry (CB)	1984-85	32	0	San Diego State
Jefferson, James (CB)	1989-93	58	3	Texas A&I
Jenkins, Melvin (CB)	1987-90	60	20	Cincinnati

Jodat, Jim (FB)	1980-81	28	18	Carthage
Johns, Paul (WR)	1981-84	40	18	Tulsa
Johnson, Greggory (CB)	1981-83, 1986	56	3	Oklahoma State
Johnson, Johnnie (S)	1989	3	1	Texas
Johnson, M.L. (LB)	1987-89	37	9	Hawaii
Johnson, Norm (K)	1982-90	134	0	UCLA
Johnson, Tracy (FB)	1992-95	63	15	Clemson
Jolley, Gordon (G-T)	1976-77	26	15	Utah
Jones, Ernie (CB)	1976	9	3	Miami
Jones, Horace (DE)	1977	1	0	Louisville
Jones, James (FB)	1989-92	50	7	Florida
Jones, Mike (LB)	1977	12	0	Jackson State
Jones, Mike (TE)	1992	4	1	Texas A&M
Jones, Rod (TE)	1989	4	0	Washington
Jones, Selwyn (CB)	1995-96	31	1	Colorado State
Joyce, Matt (G)	1995	16	13	Richmond
Juma, Kevin (WR)	1987	3	2	Idaho
Junior, E.J. (LB)	1992-93	9	0	Alabama
Junkin, Trey (TE)	1990-95	92	2	Louisiana Tech
Justin, Kerry (CB)	1978-83, 1986-87	105	35	Oregon State

K K K K K

Kaiser, John (LB)	1984-86	48	0	Arizona
Kane, Tommy (WR)	1988-92	46	26	Syracuse
Kasay, John (K)	1991-94	64	0	Georgia
Kauahi, Kani (C)	1982-86	60	5	Hawaii
Kaumeyer, Thom (S)	1989-90	8	0	Oregon
Keel, Mark (TE)	1987	3	3	Arizona
Keim, Mike (T)	1992-95	27	0	Brigham Young
Kemp, Jeff (QB)	1987-91	55	7	Dartmouth
Kendall, Pete (G)	1996	12	11	Boston College
Kennedy, Cortez (DT)	1990-96	112	98	Miami
Kinlaw, Reggie (NT)	1985-86	30	5	Oklahoma
Kraayeveld, Dave (DE-DT)	1978	12	0	Milton
Krieg, Dave (QB)	1980-91	129	116	Milton
Kuehn, Art (C-G)	1976-82	98	33	UCLA
Kyle, Jason (LB)	1995-96	32	0	Arizona

L L L L L

LaBounty, Matt (DE)	1996	3	0	Oregon
Lambert, Dion (S)	1994-95	1	1	UCLA
Lane, Eric (FB-RB)	1981-87	97	12	Brigham Young
Largent, Steve (WR)	1976-89	200	197	Tulsa
Laughton, Jim (TE)	1986	6	0	San Diego State
Lavine, Paul (LB)	1987	3	1	Utah State
Le Bel, Harper (TE)	1989	16	0	Colorado State
Lee, Ronnie (T)	1990-92	34	21	Baylor
Lewis, Will (CB)	1980-81	26	0	Millersville State
Leypoldt, John (K)	1976-78	25	0	No College
Lindley, David (QB)	1987	0	0	Linfield
Logan, James (LB)	1995-96	12	0	Memphis
Long, Doug (WR)	1977-78	16	0	Whitworth
Loville, Derek (RB)	1990-91	27	1	Oregon
Lurtsema, Bob (DE-DT)	1976-77	27	25	Western Michigan
Lynch, Tom (G)	1977-80	60	48	Boston College

M M M M M

Mack, Kim (S)	1987	1	0	Florida State
Mangiero, Dino (NT)	1984	15	0	Rutgers
Marinero, Ed (FB)	1977	2	0	Cornell
Martin, Amos (LB)	1977	2	0	Louisville
Martin, Kelvin (WR)	1993-94	32	29	Boston College
Mathison, Bruce (QB)	1987	3	2	Nebraska
Mattes, Ron (T)	1986-90	75	59	Virginia
Matthews, Al (S)	1976	14	14	Texas A&I
Mawae, Kevin (C-G)	1994-96	46	43	Louisiana State
Maxwell, Vernon (LB)	1989	9	7	Arizona State
Mayes, Rueben (RB)	1992-93	17	0	Washington State
McAlister, Ken (S)	1982-83	11	0	San Francisco

McCloughan, Dave (CB-S)	1993-94	28	12	Colorado
McCrary, Michael (DE)	1993-96	58	13	Wake Forest
McCullum, Sam (WR)	1976-81	91	78	Montana State
McCutcheon, Lawrence (FB)	1980	8	1	Colorado State
McElroy, Vann (S)	1990	10	0	Baylor
McGrath, Mark (WR)	1981	6	0	Montana State
McGwire, Dan (QB)	1991-94	12	5	San Diego State
McKenzie, Reggie (G)	1983-84	24	22	Michigan
McKinnis, Hugh (FB)	1976	11	5	Arizona State
McKnight, James (WR)	1994-96	34	0	Liberty
McMakin, John (TE)	1976	12	1	Clemson
McMillan, Eddie (CB)	1976-77	28	28	Florida State
McMillian, Henry (DE)	1995-96	4	0	Florida
McNeal, Travis (TE)	1989-91	48	24	Tenn-Chattanooga
McShane, Charles (LB)	1977-79	29	0	Cal Lutheran
McVeigh, John (LB)	1987	3	3	Miami
Merriman, Sam (LB)	1983-87	71	1	Idaho
Metzelaars, Pete (TE)	1982-84	34	13	Wabash
Millard, Bryan (G-T)	1984-91	121	99	Texas
Millard, Keith (DT)	1992	2	0	Washington State
Miller, Darrin (LB)	1988-89	32	0	Tennessee
Miller, Donald (LB)	1990	7	0	Idaho State
Miller, Terry (RB)	1981	1	0	Oklahoma State
Minor, Vic (S)	1980-81	20	0	Northeast Louisiana
Mirer, Rick (QB)	1993-96	55	51	Notre Dame
Mitz, Alonzo (DE)	1986-89	40	7	Florida
Montgomery, Glenn (DT)	1996	7	1	Houston
Moody, Michael (T)	1994	*0	0	Southern California
Moore, Alvin (RB)	1987	1	0	Arizona State
Moore, Jeff (RB)	1979-81	32	3	Jackson State
Moore, Mark (S)	1987	5	0	Oklahoma State
Morris, Michael (LS)	1990	4	0	N.E. Missouri State
Morris, Randall (RB)	1984-88	61	2	Tennessee
Morton, Michael (RB)	1987	2	0	Nevada-Las Vegas
Moss, Winston (LB)	1995-96	32	32	Miami
Moyer, Paul (S)	1983-89	98	30	Arizona State
Munson, Bill (QB)	1976	6	0	Utah State
Murphy, Kevin (LB)	1993	14	10	Oklahoma
Myer, Steve (QB)	1976-79	13	4	New Mexico

N N N N N

Nash, Joe (DT-NT)	1982-96	218	169	Boston College
Nelson, Ralph (RB)	1976	7	3	No College
Newbill, Richard (LB)	1990-92	10	0	Miami
Newton, Bob (G)	1976-81	82	66	Nebraska
Niehaus, Steve (DE-DT)	1976-78	36	20	Notre Dame
Norman, Joe (LB)	1979-81, 83	50	10	Indiana
Norman, Todd (G)	1995	*0	0	Notre Dame

PRONUNCIATION GUIDE

Arellanes	ARE-e-on-us
Beede	BEE-dee
Bloedorn	BLOW-dorn
Brasher	BRAY-zure
Broussard	BRO-sard
Bryant, Keif	KEEF
Crumpler, Carlester	CAR-lester
Elzy	ELL-zee
Fauria	four-E-aye
Friesz	FREEZE
Gianacakos	gee-an-awe-KUS
Ina	EYE-na
Kitna	KIT-na
Mawae	ma-WHY
Mili, Itula	MEE-lee, E-two-law
Tuten	TOOT-n
Seigler	SEEG-ler
Unverzagt	un-VEER-zot

	O	O	O	O	O
O'Brien, Mike (S)	1979		3	0	California
O'Callaghan, John (TE)	1987		1	0	San Diego State
Olds, Bill (FB)	1976		1	1	Nebraska
Orns, Fred (LB)	1987		2	0	Chapman College

	P	P	P	P	P
Packer, Walter (CB-KR)	1977		10	0	Mississippi State
Pardridge, Curt (WR)	1987		3	0	Northern Illinois
Parros, Rick (FB-RB)	1985, 1987		5	1	Utah State
Peets, Brian (TE)	1978-79		25	14	Pacific
Penchion, Bob (G)	1976		13	13	Alcorn A&M
Perryman, Dean (C)	1987		1	0	Washington
Peterson, Todd (K)	1995-96		32	0	Georgia
Polowski, Larry (LB)	1979		14	0	Boise State
Porter, Rufus (LB)	1988-94		98	67	Southern
Powell, Alvin (G)	1987-88		18	0	Winston-Salem State
Pratt, Robert (G)	1982-85		52	52	North Carolina
Preece, Steve (S)	1977		14	14	Oregon State
Price, Ernie (DE)	1978-79		16	15	Texas A&I
Pritchard, Mike (WR)	1996		16	4	Colorado
Proehl, Ricky (WR)	1995-96		24	7	Wake Forest

	R	R	R	R	R
Raible, Steve (WR)	1976-81		83	8	Georgia Tech
Ramsey, Greg (DE)	1987		2	0	Fresno State
Rayhle, Fred (TE)	1977		2	0	Tenn-Chattanooga
Reece, Geoff (C)	1977		5	0	Washington State
Rennaker, Terry (LB)	1980		15	0	Stanford
Richards, Howard (T)	1987		2	2	Missouri
Ridle, Elston (DE)	1989		2	0	Nevada-Reno
Riley, Patrick (DT)	1996		0	0	Miami
Roberts, Ray (T)	1992-95		57	46	Virginia
Robinson, Eugene (S)	1985-95		170	152	Colgate
Robinson, Rafael (S)	1992-95		51	5	Wisconsin
Robinson, Shelton (LB)	1982-85		56	35	North Carolina
Roche, Alden (DE)	1977-78		21	12	Southern
Rodgers, Tyrone (DT)	1992-94		37	0	Washington
Rodriguez, Ruben (P)	1987-89		44	0	Arizona
Romes, Charles (CB)	1987		#0	0	No. Carolina Central
Ross, Dan (TE)	1985		10	5	Northeastern
Ross, Oliver (RB)	1976		14	10	Alabama A&M

	S	S	S	S	S
Sager, Ken (TE)	1987		3	1	Western Washington
Salisbury, Sean (QB)	1986		0	0	Southern California
Sandifer, Bill (DT)	1977-78		16	15	UCLA
Sanford, Rick (S)	1985		5	0	South Carolina
Sawyer, John (TE)	1977-78, 1980-82		65	39	Southern Mississippi
Scales, Dwight (WR)	1984		4	0	Grambling
Scholtz, Bruce (LB)	1982-88		96	95	Texas
Schreiber, Adam (G)	1984		6	0	Texas
Scoggins, Ron (T)	1987		3	0	Nevada-Las Vegas
Seigler, Dexter (CB)	1996		12	0	Miami
Sevy, Jeff (G-T)	1979-80		19	5	California
Shaw, Rickie (T)	1993		0	0	North Carolina
Simonson, Dave (T)	1976		5	0	Minnesota
Simpson, Keith (CB-S)	1978-85		108	70	Memphis State
Sims, David (FB-RB)	1977-79		29	12	Georgia Tech
Sims, Jack (G)	1987		3	2	Hawaii
Sinclair, Michael (DE)	1991-96		65	35	Eastern New Mexico
Singer, Curt (T)	1986, 90-91		24	0	Tennessee
Skansi, Paul (WR)	1984-91		100	2	Washington
Skow, Jim (DE)	1991		11	1	Nebraska
Smith, Dallis (S)	1987		3	3	Valdosta State
Smith, Lamar (RB)	1994-96		31	2	Houston
Smith, Sherman (RB)	1976-82		82	68	Miami, Ohio
Smith, Steve (FB)	1994-95		25	7	Penn State
Snell, Donald (WR)	1987		1	0	Virginia Tech
Spagnola, John (TE)	1988		16	4	Yale

Speer, Del (S)	1994	1	0	Florida
Spitulski, Bob (LB)	1992-94	26	1	Central Florida
Stark, Chad (FB)	1987	2	0	North Dakota State
Stephens, Rod (LB)	1989-94	75	34	Georgia Tech
Stowe, Tyronne (LB)	1995	6	6	Rutgers
Strong, Mack (RB)	1994-96	38	11	Georgia
Stouffer, Kelly (QB)	1988-92	22	16	Colorado State
Strozier, Wilbur (TE)	1987	12	3	Georgia
Sutherland, Doug (DT)	1981	16	6	Wisconsin-Superior
Sweeney, Jim (C)	1995	16	16	Pittsburgh

	T	T	T	T	T
Taylor, Terry (CB)	1984-88,				
	1994	79	55		Southern Illinois
Teal, Jimmy (WR)	1987-88	6	2		Texas A&M
Terry, Joe (LB)	1987	2	0		Cal State-Hayward
Testerman, Don (FB)	1976-78	44	26		Clemson
Thomas, Doug (WR)	1991-93	39	4		Clemson
Thomas, Frank (CB)	1996	15	0		Tennessee-Martin
Thomas, Garth (G)	1987	1	1		Washington
Thomas, Ricky (S)	1987	1	1		Alabama
Thomas, Robb (WR)	1992-95	62	3		Oregon State
Thomas, Rodell (LB)	1981-82	19	1		Alabama State
Tice, Mike (TE)	1981-88,				
	1990-91	130	83		Maryland
Tipton, Dave (DE)	1976	12	12		Stanford
Tipton, Rico (LB)	1987	3	2		Washington State
Tofflemire, Joe (C)	1989-94	33	16		Arizona
Torretta, Gino (QB)	1996	1	0		Miami
Treggs, Brian (WR)	1992	2	0		California
Tuatagaloa, Natu (DE)	1992-93	30	15		California
Tuiasosopo, Manu (DT-DE-NT)	1979-83	73	64		UCLA
Turner, Daryl (WR)	1984-87	59	40		Michigan State
Turner, Kevin (LB)	1981	8	0		Pacific
Tuten, Rick (P)	1991-96	90	0		Florida State
Tyler, Robert (TE)	1989	9	9		South Carolina State

	U	U	U	U	U
Unverzagt, Eric (LB)	1996	8	0		Wisconsin

	V	V	V	V	V
Vaughn, Jon (RB)	1993-94	26	2		Michigan

	W	W	W	W	W
Wagner, Vince (K)	1981	*0	0		Northwestern, Minn.
Waits, Alex (P)	1991	3	0		Texas
Walker, Byron (WR)	1982-86	58	3		Citadel
Walker, Tim (LB)	1980	16	0		Savannah State
Walsh, Jim (FB)	1980	4	0		San Jose State
Warner, Curt (RB)	1983-89	93	92		Penn State
Warren, Chris (RB)	1990-96	108	76		Ferrum
Warren, Terrence (WR)	1993-94	16	0		Hampton University
Watters, Orlando (CB)	1994	16	8		Arkansas
Weaver, Herman (P)	1977-80	61	0		Tulsa
Weber, Roger (G)	1987	*0	0		Kent State
Webster, Cornell (CB)	1977-80	52	33		Tulsa
Wells, Dean (LB)	1993-96	59	26		Kentucky
Werner, Matt (DE)	1994	*0	0		UCLA
West, Jeff (P)	1981-85	58	0		Cincinnati
Wheat, Warren (G)	1989-91	16	7		Brigham Young
White, Chris (S)	1987	1	0		Tennessee
White, Jim (DE)	1976	2	0		Colorado State

ONLY ONE

The Arizona Cardinals are the only team that the Seahawks have not defeated in the regular season in their history. Arizona has won all five previous meetings.

White, Mike (DT)	1981-82	20	8	Albany State
Wiley, Charles (DT)	1987	1	1	Nevada-Las Vegas
Williams, Brent (DE)	1994-95	21	19	Toledo
Williams, Darryl (S)	1996	16	16	Miami
Williams, Eugene (LB)	1982-83	13	1	Tulsa
Williams, Grant (T)	1996	8	0	Louisiana Tech
Williams, James (FB)	1987	1	0	Fresno State
Williams, John (FB)	1985	2	0	Wisconsin
Williams, John L. (FB)	1986-93	123	115	Florida
Williams, Lester (NT)	1987	2	0	Miami
Williams, Ronnie (TE)	1996	13	3	Oklahoma State
Willis, Donald (G)	1995	*0	0	North Carolina A&T
Wilmer, Ray (S)	1984	3	0	Louisiana Tech
Wilson, Mike (T)	1986-89	60	60	Georgia
Wimmer, Gary (LB)	1983	3	0	Stanford
Wooden, Terry (LB)	1990-96	89	87	Syracuse
Woods, Larry (DT)	1976	6	0	Tennessee State
Woods, Tony (LB-DE)	1987-92	89	79	Pittsburgh
Woolsey, Rolly (CB)	1976	14	11	Boise State
Wyman, David (LB)	1987-92	61	56	Stanford

	Y	Y	Y	Y	Y
Yarno, John (C)	1977-82	74	62	Idaho	
Young, Charle (TE)	1983-85	45	43	Southern California	
Young, Fredd (LB)	1984-87	60	41	New Mexico State	
Young, Renard (CB)	1987	3	3	Nevada-Las Vegas	

	Z	Z	Z	Z	Z
Zorn, Jim (QB)	1976-84	126	100	Cal Poly-Pomona	

* on active roster, but did not play in a game

played in playoff game only

ALL-TIME HONORS

Captains

Offense	Defense	Special Teams
1976 Norm Evans, T	Mike Curtis, LB	Ed Bradley, LB
1977 Norm Evans, T	Eddie McMillan, S	Steve Preece, S
1978 Norm Evans, T	Dennis Boyd, DT	Autry Beamon, S
1979 Steve Largent, WR	Dennis Boyd, DE	Autry Beamon, S
1980 Steve Largent, WR	Keith Simpson, S	
1981 Steve Largent, WR	Keith Simpson, CB	Don Dufek, S
1982 Steve Largent, WR	Keith Simpson, CB	Don Dufek, S
1983 Steve Largent, WR	Dave Brown, CB	Eric Lane, RB
1984 Charle Young, TE	Dave Brown, CB	Eric Lane, RB
1985 Steve Largent, WR	Dave Brown, CB	Eric Lane, RB
1986 Steve Largent, WR	Dave Brown, CB	Eric Lane, FB
1987 Steve Largent, WR	Kenny Easley, S	Paul Moyer, S
1988 Steve Largent, WR	Jacob Green, DE	Game-to-Game
	Eugene Robinson, S	
1989 Steve Largent, WR	Jacob Green, DE	Game-to-Game
1990 Dave Krieg, QB	Jacob Green, DE	Game-to-Game
1991 Dave Krieg, QB	Jacob Green, DE	Game-to-Game
1992 John L. Williams, FB	Eugene Robinson, S	James Jones, TE
1993 John L. Williams, FB	Eugene Robinson, S	Tracy Johnson, FB
		Trey Junkin, TE
1994 Ray Donaldson, C	Eugene Robinson, S	Tracy Johnson, FB
		Trey Junkin, TE
1995 Rick Mirer, QB	Eugene Robinson, S	Trey Junkin, TE
1996 Rick Mirer, QB	Winston Moss, LB	Rick Tuten, P
Chris Warren, RB	Terry Wooden, LB	



Ring of Honor

- | | |
|-------------------------|----------------------|
| 1989 Steve Largent, WR | 1994 Curt Warner, RB |
| 1991 Jim Zorn, QB | 1995 Jacob Green, DE |
| 1992 Dave Brown, CB | |
| Pete Gross, broadcaster | |

Steve Largent Award

- | | |
|------------------------|-------------------------|
| 1989 Steve Largent, WR | 1993 Eugene Robinson, S |
| 1990 Jacob Green, DE | 1994 Brian Blades, WR |
| 1991 Rufus Porter, LB | 1995 Terry Wooden, LB |
| 1992 Jeff Bryant, DE | 1996 Cortez Kennedy, DT |
| Joe Nash, DT | |

Marcus Nalley Trophy

(Most Valuable Player as voted by teammates)

- | | |
|------------------------|---------------------------|
| 1976 Jim Zorn, QB | 1987 Steve Largent, WR |
| 1977 Steve Largent, WR | 1988 John L. Williams, FB |
| 1978 Jim Zorn, QB | 1989 Brian Blades, WR |
| 1979 Steve Largent, WR | 1990 John L. Williams, FB |
| 1980 Sam McCullum, WR | 1991 Eugene Robinson, S |
| 1981 Steve Largent, WR | 1992 Cortez Kennedy, DT |
| 1982 Kenny Easley, S | 1993 Eugene Robinson, S |
| 1983 Curt Warner, RB | 1994 Chris Warren, RB |
| 1984 Kenny Easley, S | 1995 Chris Warren, RB |
| 1985 Steve Largent, WR | 1996 Cortez Kennedy, DT |
| 1986 Curt Warner, RB | |

Man of the Year

- | | |
|--------------------------|-------------------------|
| 1976 Norm Evans, T | 1988 Steve Largent, WR |
| 1980 Jim Zorn, QB | 1989 Norm Johnson, K |
| 1981 Manu Tuiasosopo, DT | 1990 Jacob Green, DE |
| 1982 Dave Brown, CB | 1991 Eugene Robinson, S |
| 1983 Paul Johns, WR | 1992 Eugene Robinson, S |
| 1984 Jeff West, P | 1993 Eugene Robinson, S |
| 1985 Mike Tice, TE | 1994 Brian Blades, WR |
| 1986 Mike Tice, TE | 1995 Eugene Robinson, S |
| 1987 Mike Tice, TE | 1996 Todd Peterson, K |

Pro Bowl

- 1978 Steve Largent, WR (1)
1979 Steve Largent, WR (2)
1981 Steve Largent, WR (3)
1982 Kenny Easley, S (1)
1983 Kenny Easley, S (2) (starter); Curt Warner, RB (1) (starter)
1984 Dave Brown, CB (1); Kenny Easley, S (3) (unanimous selection); Norm Johnson, K (starter); Dave Krieg, QB (1); Steve Largent, WR (4); Joe Nash, NT (1) (starter); Fredd Young, Special Teams (1).
1985 Kenny Easley, S (4) (starter); Steve Largent, WR (5) (starter); Fredd Young, Special Teams (2).
1986 Bobby Joe Edmonds, Kick Returner (1); Jacob Green, DE (1); Steve Largent, WR (6) (starter); Curt Warner, RB (2) (starter); Fredd Young, LB (3) (starter)
1987 Kenny Easley, S (5) (starter); Jacob Green, DE (2); Steve Largent, WR (7) (starter); Curt Warner, RB (3) (starter); Fredd Young, LB (4) (starter)
1988 Dave Krieg, QB (2); Rufus Porter, Special Teams (1).
1989 Brian Blades, WR (1); Dave Krieg, QB (3); Rufus Porter, Special Teams (2).
1990 John L. Williams, FB (1)
1991 Cortez Kennedy, DT (1); John L. Williams, FB (2)
1992 Cortez Kennedy, DT (2) (starter); Eugene Robinson, S (1)
1993 Cortez Kennedy, DT (3) (starter); Eugene Robinson, S (2); Chris Warren, RB (1)
1994 Cortez Kennedy, DT (4) (starter); Rick Tuten, P (1); Chris Warren, RB (2)
1995 Cortez Kennedy, DT (5); Chris Warren, RB (3) (starter)
1996 Cortez Kennedy, DT (6) (starter); Michael Sinclair, DE (1)

NFL Coach of the Year

- 1978 Jack Patera (AP, The Sporting News, Washington, D.C. Touchdown Club, Seattle Gold Helmet Committee)
1983 Chuck Knox (Vince Lombardi Committee, Seattle Gold Helmet Committee)
1984 Chuck Knox (AP, The Sporting News, Seattle Gold Helmet Committee)
1992 Tom Catlin, Assistant Head Coach/Defense (Sports Illustrated)

NFL Defensive Player of the Year

- 1984 Kenny Easley, S (AP, Pro Football Weekly, Kansas City 101 Club)
1992 Cortez Kennedy, DT (AP, Pro Football Writers, NEA, College & Pro Football Newsweekly)

National Honors

- 1976 Steve Niehaus, DT (NFC Defensive Rookie of the Year); Jim Zorn, QB (NFC Offensive Rookie of the Year)
1978 John Thompson, General Manager (The Sporting News NFL Executive of the Year)
1981 Kenny Easley, S (AFC Defensive Rookie of the Year)
1983 Kenny Easley, S (Football News AFC Defensive Player of the Year)
1984 Kenny Easley, S (NFL Alumni Association Defensive Back of the Year); Fredd Young, Special Teams (AFC Special Teams Player of the Year)
1985 Steve Largent, WR (NFL Alumni Association Wide Receiver of the Year); Fredd Young, LB (NFL Alumni Association Special Teams Player of the Year); Curt Warner, RB (Sports Illustrated Comeback Player of the Year)
1986 Bobby Joe Edmonds, KR (AFC Special Teams Player of the Year); Steve Largent, WR (All-Madden Team)
1987 Curt Warner, RB (NFL Alumni Association Running Back of the Year)
1988 Steve Largent, WR (NFL Man of the Year)
1993 Rick Mirer, QB (NFL Offensive Rookie of the Year)
1995 Eugene Robinson, S (Henry P. Iba Citizenship Award from the Tulsa Oklahoma Rotary Club)

Pro Football Hall of Fame

- 1995 Steve Largent, WR (elected in first year of eligibility)

HALL OF FAME INDUCTEE



NFL HALL OF FAME: Steve Largent became the first Seahawks player to be elected to the Pro Football Hall of Fame on Saturday, January 28, 1995. Largent was formally inducted in Canton, Ohio, on Saturday, July 29, along with Jim Finks, Henry Jordan, Lee Roy Selmon, and Kellen Winslow. Largent was the 23rd player to be elected in his first year of eligibility.

NFL RECORDS: Concluded his 14 National Football League seasons with league career records for receptions, 819, since broken by San Francisco's Jerry Rice (1,050), and Art Monk (940); yards, 13,089, since broken by Rice (16,377), James Lofton (14,004), and Henry Ellard (13,177); touchdowns, 100, since broken by Rice (154); consecutive games with a reception, 177, since broken by Monk (183); 50-catch seasons, 10, since broke by Rice (11); and 1,000-yard seasons, 8, since broken by Rice (11). Became only the



second person in NFL history to have the career lead in receptions, yards, and touchdowns all at the same time joining Green Bay's Don Hutson (1945). Ranked third all-time at the time of his retirement with 40 career 100-yard games, trailing Don Maynard (50) and Lance Alworth (41). Still ranks ninth in total touchdowns with 101 (has one rushing), fifth with 40 100-yard games, and is 13th in combined yards with 13,396.

CAREER: Finished in the AFC's (or NFC's in 1976) top 10 in receptions ten times in his first 12 seasons, failing only in 1977 and 1982, and in the top five seven times. Led the AFC in receptions in 1978 with 71 and finished second in 1981 (75) and 1987 (58), and was third in the NFC in 1976 (54). The only NFC wide receiver to catch more passes than Largent in 1976 was Dallas' Drew Pearson (58). Largent's total did lead all rookies wide receivers. Finished in the NFL's top 10 in receiving yards seven times, including a first place finish in 1985, and a second in 1978, missing the lead by one yard. Missed only 10 games in his career due to injury, including six in 1989 with a broken elbow. Selected to play in the AFC-NFC Pro Bowl game seven times, after the 1978, 1979, 1981, 1984, 1985, 1986, and 1987 seasons. Unable to play in the 1979 game because of a wrist injury. Set the Pro Bowl career yardage record with 236, since surpassed by Jerry Rice with 317, and ranks third in receptions with 17, trailing Walter Payton (18) and Rice (28). Originally drafted on the fourth round in 1976 by the Houston Oilers. Was waived by the Oilers on August 24, recalled, and traded to the Seahawks for an eighth-round 1977 draft choice on August 26. The Oilers used that choice to select wide receiver Steve Davis from the University of Georgia.

SEAHAWKS RECORDS: Led the team in both receptions and yards in each of the team's first 12 seasons. Voted by his teammates as the Seahawks Most Valuable Player after the 1977, 1979, 1981, 1985, and 1987 seasons. Was also elected Offensive Captain from 1979-83 and 1985-89. Played in more games (200) with more starts (197) than any other player in team history.

PERSONAL: Currently represents the 1st District of the State of Oklahoma. Was elected to the United States House of Representatives on November 8, 1994, and sworn in on November 29. Re-elected to a second two-year term in 1996. Attended Putnam City High School in Oklahoma City, Oklahoma, where he lettered in football and baseball. Steve and his wife, Terry, have three sons, Kyle, Kelly, and Kramer, and a daughter, Casie.

DRAFT SUMMARIES

1976 VETERAN ALLOCATION

Player, Pos.	Former Team	Player, Pos.	Former Team
Wayne Baker, DT	San Francisco	Gordon Jolley, T	Detroit
Carl Barisich, DT	Cleveland	Gary Keithley, QB	St. Louis
Nick Bebout, T	Atlanta	Art Kuehn, C	Washington
Lyle Blackwood, DB	Cincinnati	Kerry Marbury, RB	New England
Ed Bradley, LB	Pittsburgh	Al Matthews, DB	Green Bay
Dave Brown, DB	Pittsburgh	Sam McCullum, WR	Minnesota
Don Clune, WR	N.Y. Giants	John McMakin, TE	Detroit
Rondy Colbert, DB	N.Y. Giants	Eddie McMillan, DB	L.A. Rams
Dwayne Crump, DB	St. Louis	Bill Olds, RB	Baltimore
Mike Curtis, LB	Baltimore	Jesse O'Neal, DE	Houston
Jerry Davis, DB	N.Y. Jets	Joe Owens, DE	New Orleans
John Demarie, G	Cleveland	Bob Penchion, G	San Francisco
Norm Evans, T	Miami	Bob Picard, WR	Philadelphia
Ken Geddes, LB	L.A. Rams	Rocky Rasley, G	Kansas City
Gary Hayman, RB	Buffalo	Steve Taylor, DB	Denver
Fred Hoaglin, C	Houston	Dave Tipton, DE	San Diego
Neil Graff, QB	New England	Charles Waddell, TE	San Diego
Don Hansen, LB	Atlanta	Larry Woods, DT	N.Y. Jets
Ron Howard, TE	Dallas	Rolly Woolsey, DB	Dallas
Ken Hutcherson, LB	Green Bay		

1976 COLLEGE DRAFT

1. Steve Niehaus, DT	Notre Dame	6. Alvis Darby, TE	Florida
2a. Sammy Green, LB	Florida	7. Dick Dixon, DT	Arkansas St.
2b. Sherman Smith, WR	Miami, OH	8. Larry Shipp, WR	Louisiana St.
2c. Steve Raible, WR	Georgia Tech	9. Bob Bos, T	Iowa St.
3a. Jeff Lloyd, DE	West Texas St.	10. Randy Coffield, LB	Florida St.
3b. Rick Engles, P	Tulsa	11. Keith Muehr, P	Southwestern La.
3c. Don Bitterlich, K	Temple	12. Ron Barnett, WR	Texas Arlington
4a. Steve Myer, QB	New Mexico	13. Andy Reid, RB	Georgia
4b. Randy Johnson, G	Georgia	14. Jarvis Blinks, DB	Northwestern St.
4c. Andrew Bolton, RB	Fisk	15. Dan Smith, T	Washington St.
5a. Don Dufek, DB	Michigan	16. Jeff Urczyk, G	Georgia Tech
5b. Ernie Jones, DB	Miami	17. Chris Rowland, QB	Washington
5c. Larry Bates, FB			

1977 COLLEGE DRAFT

1a. (choice traded to Dallas)		3. Dennis Boyd, DE	Oregon State
1b. Steve August, G	Tulsa	4a. John Yarno, C	Idaho
(choice from Dallas Cowboys)		4b. Larry Seivers, WR	Tennessee
2a. Tom Lynch, T	Boston College	(choice from Minnesota Vikings for Ahmad Rashad, WR)	
(choice traded to Los Angeles Rams for draft choice and Geoff Reece, C)		5. (choice traded to Detroit for Bill Munson, QB)	
2b. Terry Beeson, LB	Kansas	6. Tony Benjamin, FB	Duke
(choice from Dallas Cowboys)		7. David Sims, RB-FB	Georgia Tech
2c. Peter Cronan, LB	Boston College	8. (choice traded to Houston Oilers for Steve Largent, WR)	
(choice from Los Angeles Rams)		9. George Adzick, S	Minnesota
2e. (choice traded to Dallas Cowboys for Duke Ferguson, WR)		10. Sam Adkins, QB	Wichita State
(choice from Dallas Cowboys)		11. Bill Westbeld, T	Dayton
		12. I.V. Wilson, DT	Tulsa

1978 COLLEGE DRAFT

1. Keith Simpson, DB	Memphis State	9. Rich Grimmitt, T	Illinois
2. Keith Butler, LB	Memphis State	10. Rob Stewart, WR	Lafayette
3. Bob Jury, DB	Pittsburgh	11a. (choice traded to New Orleans Saints for Andy Dorris, DE)	
4. Al Hunter, RB	Notre Dame	11b. George Halas, LB	Miami
(choice exercised in 1977 supplemental draft)		(choice from Miami Dolphins for Carl Barisich, DE)	
5. Louis Bullard, T	Jackson State	12. Jeff Bergeron, RB	Lamar
6. Glenn Starks, WR	Texas A & I		
7. John Harris, DB	Arizona State		
8. (choice traded to Minnesota Vikings for Autry Beamon, S and Amos Martin, LB)			

1979 COLLEGE DRAFT

1. Manu Tuiaosopo, DT	UCLA	Herrera, K)	
2. Joe Norman, LB	Indiana	6. (choice traded to Dallas Cowboys for Bill Gregory, DE)	
3a. Michael Jackson, LB	Washington	7a. Larry Polowski, LB	Boise State
(choice from San Francisco 49ers for Bob Jury, S)		(choice from Washington Redskins for Don Testerman, FB)	
3b. (choice traded to Dallas Cowboys for Bill Gregory, DE)		7b. (choice traded to Washington in Don Testerman transaction)	
3c. (choice traded to San Francisco 49ers in Bob Jury trade)		8. (choice traded to Detroit Lions for Ernie Price, DE)	
4a. (choice voluntarily given to Buffalo Bills for Ahmad Rashad signing)		9. Ezra Tate, RB	Mississippi State
(choice acquired from Tampa Bay Buccaneers for Larry Seivers, WR)		10. Robert Hardy, DT	Jackson State
4b. Mark Bell, TE	Colorado State	11. Jim Hinesly, G	Michigan State
5. (choice traded to Dallas Cowboys for Efren		12. Jeff Moore, RB	Jackson State

1980 COLLEGE DRAFT

1a. Jacob Green, DE	Texas A & M	Doomink, FB)	
(choice from Buffalo Bills)		8a. Vic Minor, S	Northeast Louisiana
1b. (choice traded to Buffalo Bills)		(choice from Minnesota for Steve Niehaus, DT)	
2. Andre Hines, T	Stanford	8b. Jack Cosgrove, C	Pacific
3. (choice traded to Buffalo)		9. Jim Swift, T	Iowa
4. Terry Dion, DE	Oregon	10a. Ron Essink, T	Grand Valley State
5a. Joe Steele, RB	Washington	10b. Billy Reaves, WR	Morris Brown
5b. Daniel Jacobs, DE	Winston-Salem State	(choice from Houston for Sammy Green, LB)	
(choice from Washington Redskins for Don Testerman, FB)		11. Tali Ena, RB	Washington State
6. Mark McNeal, DE	Idaho	12. Presnell Gilbert, CB	U.S. International
7. (choice traded to N.Y. Giants for Dan			

1981 COLLEGE DRAFT

1. Kenny Easley, S	UCLA	8. Eric Lane, RB	Brigham Young
2. David Hughes, FB	Boise State	9a. Jim Stone, RB	Notre Dame
3. Bill Dugan, G	Penn State	9b. Jim Whatley, WR	Washington State
4. Scott Phillips, WR	Brigham Young	(choice from Minnesota Vikings for Nick Bebout, T)	
5. Edwin Bailey, G	South Carolina State	10. Ken Dawson, RB	Savannah State
6. Steve Durham, DE	Clemson	11. Lance Olander, RB	Colorado
7a. Ron Johnson, WR	Long Beach State	12. Jeff Bednarek, DT	Pacific
7b. Brad Scovill, TE	Penn State		
(choice from Houston for Sammy Green, LB)			

1982 COLLEGE DRAFT

1. Jeff Bryant, DE	Clemson	6. Jack Campbell, T	Utah
2. Bruce Scholtz, LB	Texas	7. Eugene Williams, LB	Tulsa
3a. (choice traded to New England Patriots for Horace Ivory, RB)		8. Chester Cooper, WR	Minnesota
3b. Pete Metzelaars, TE	Wabash	9. David Jefferson, LB	Miami
(choice from Buffalo for Tom Lynch, G)		10. Craig Austin, LB	South Dakota
4. (choice traded to St. Louis Cardinals for Theotis Brown, RB)		11. Sam Clancy, TE	Pittsburgh
5. (choice traded to Los Angeles Rams for Jim Jodat, FB)		12. Frank Naylor, C	Rutgers

1983 COLLEGE DRAFT

- | | | | |
|---|------------|------------------------|---------------|
| 1a. Curt Warner, RB
(choice from Houston Oilers) | Penn State | 6. Reginald Gipson, FB | Alabama A & M |
| 1b. (choice traded to Houston Oilers) | | 7. Sam Merriman, LB | Idaho |
| 2. (choice traded to Houston Oilers) | | 8. Matt Hernandez, T | Purdue |
| 3. (choice traded to Houston Oilers) | | 9. Bob Clasby, T | Notre Dame |
| 4. (choice traded to St. Louis Cardinals for Theotis Brown, RB) | | 10. Pete Speros, G | Penn State |
| 5. Chris Castor, WR | Duke | 11. Bob Mayberry, G | Clemson |
| | | 12. Don Dow, T | Washington |

1984 COLLEGE DRAFT

- | | | | |
|--|-------------------|--|------------------|
| 1. Terry Taylor, CB | Southern Illinois | 5b. (choice traded to Baltimore Colts for Robert Pratt, G) | |
| 2. Daryl Turner, WR | Michigan State | 6. John Kaiser, LB | Arizona |
| 3. Fredd Young, LB | New Mexico State | 7. Sam Slater, T | Weber State |
| 4a. Rickey Hagood, NT
(choice from San Francisco 49ers for Manu Tuiaosopo, NT) | South Carolina | 8. John Puzar, C | Long Beach State |
| 4b. (choice traded to Baltimore Colts for Roger Carr, WR) | | 9. Adam Schreiber, G | Texas |
| 5a. (choice traded to New York Giants for Terry Jackson, CB)
Choice acquired from San Diego for Roger Carr, WR) | | 10. Randall Morris, RB | Tennessee |
| | | 11. Steve Gemza, T | UCLA |
| | | 12. Theo Windham, S | Utah State |

1984 SUPPLEMENTAL DRAFT

- | | | | |
|----------------------|---------------------|---------------------|--------|
| 1. Gordon Hudson, TE | Brigham Young | 3. Frank Seurer, QB | Kansas |
| 2. Alvin Powell, G | Winston-Salem State | | |

1985 COLLEGE DRAFT

- | | | | |
|---|----------------------|--|------------------|
| 1. (choice traded to Cincinnati Bengals for Blair Bush, C) | | 6. (choice traded to New York Giants for Terry Jackson, CB) | |
| 2. Owen Gill, FB | Iowa | 7. Ron Mattes, T | Virginia |
| 3. Danny Greene, WR | Washington | 8. Judious Lewis, WR | Arkansas State |
| 4. Tony Davis, TE | Missouri | 9. Bob Otto, DE | Idaho State |
| 5a. Mark Napolitan, C
(choice from San Diego Chargers for Roger Carr, WR) | Michigan State | 10a. John Conner, QB | Arizona |
| 5b. Arnold Brown, CB
(choice from Pittsburgh Steelers for Steve August, T) | No. Carolina Central | 10b. James Bowers, S
(choice from San Francisco 49ers for Manu Tuiaosopo, NT) | Memphis State |
| 5c. Johnnie Jones, RB | Tennessee | 11. Louis Cooper, LB | Western Carolina |
| | | 12. (choice traded to Buffalo for Reggie McKenzie, G) | |

1986 COLLEGE DRAFT

- | | | | |
|---|-------------------|---|------------------|
| 1. John L. Williams, FB | Florida | 7b. Paul Miles, RB
(choice from Cleveland Browns for the rights to Sam Clancy, DE) | Nebraska |
| 2. (choice traded to New England for Bob Cryder, T) | | 8. Alonzo Mitz, DE | Florida |
| 3. Patrick Hunter, CB | Nevada-Reno | 9. Michael Black, T | Sacramento State |
| 4. (choice traded to Cincinnati Bengals for Dan Ross, TE) | | 10. Don Fairbanks, DE | Colorado |
| 5. Bobby Joe Edmonds, WR | Arkansas | 11. David Norrie, QB | UCLA |
| 6. Eddie Anderson, S | Fort Valley State | 12. John McVeigh, LB | Miami |
| 7a. (choice traded to Buffalo Bills for Jon Borchardt, G) | | | |

1987 COLLEGE DRAFT

- | | | | |
|---|-----------------|---|------------------------|
| 1. Tony Woods, LB | Pittsburgh | 7b. Derek Tennell, TE | UCLA |
| 2. David Wyman, LB | Stanford | 8. Sammy Garza, QB | Texas-El Paso |
| 3. (choice traded to Cincinnati Bengals for Mike Wilson, T) | | 9. M.L. Johnson, LB | Hawaii |
| 4. Mark Moore, S | Oklahoma State | 10. Louis Clark, WR | Mississippi State |
| 5a. Tommie Agee, FB
(choice from Detroit Lions for Shelton Robinson, LB) | Auburn | 11. Daryl Oliver, RB | Miami |
| 5b. Ruben Rodriguez, P | Arizona | 12a. Wes Dove, DE
(choice from Green Bay Packers for Dan Ross, TE) | Syracuse |
| 6. (choice traded to Philadelphia Eagles for Greg Naron, G) | | 12b. Tony Burse, FB | Middle Tennessee State |
| 7a. Roland Barbay, NT
(choice from Minnesota Vikings for John Harris, S) | Louisiana State | | |

TOP 10 HOME CROWDS

- | | | |
|-----------------|--------|----------|
| 1. *San Diego | 65,536 | 09/18/94 |
| 2. Denver | 64,411 | 12/15/84 |
| 3. L.A. Raiders | 64,060 | 11/03/85 |
| 4. L.A. Raiders | 64,001 | 11/12/84 |
| 5. *Denver | 63,872 | 10/09/94 |
| 6. Denver | 63,697 | 12/20/86 |
| 7. New Orleans | 63,569 | 10/16/88 |
| 8. Dallas | 63,352 | 12/04/83 |
| 9. L.A. Rams | 63,292 | 09/23/85 |
| 10. San Diego | 63,207 | 10/06/86 |
- * at Husky Stadium

1988 COLLEGE DRAFT

- | | | | |
|--|--------------|--|--------------------|
| 1. Brian Bosworth, LB
(choice exercised in 1987 supplemental draft) | Oklahoma | 6. Roy Hart, NT | South Carolina |
| 2. Brian Blades, WR | Miami | 7. Ray Jackson, CB | Ohio State |
| 3. Tommy Kane, WR | Syracuse | 8. Robert Tyler, TE | So. Carolina State |
| 4. Kevin Harmon, RB | Iowa | 9. Deatrich Wise, NT | Jackson State |
| 5a. (choice traded to Phoenix Cardinals for Kelly Stouffer, QB). | | 10. Derwin Jones, DE | Miami |
| (choice from Dallas Cowboys for Ron Essink, T) | | 11a. Rick McLeod, T | Washington |
| 5b. (choice traded to San Francisco 49ers for Jeff Kemp, QB) | | (choice from Green Bay Packers for Dave Brown, CB) | |
| | | 11b. Dwayne Harper, CB | So. Carolina State |
| | | 12. Dave DesRochers, T | San Diego State |

1989 COLLEGE DRAFT

- | | | | |
|--|-----------------------|---|------------------|
| 1a. Andy Heck, T
(choice from Indianapolis Colts for Freddie Young, LB) | Notre Dame | Heller, T) | |
| 1b. (choice traded to Phoenix Cardinals for Kelly Stouffer, QB) | | 5. (choice traded to Phoenix Cardinals for Kelly Stouffer, QB) | |
| 2. Joe Tofflemire, C | Arizona | 6. (choice traded to Tampa Bay Buccaneers with Randy Edwards, NT for Ron Heller, T) | |
| 3. Elroy Harris, RB | Eastern Kentucky | 7. Mike Nettles, CB | Memphis State |
| 4a. Travis McNeal, TE | Tennessee-Chattanooga | 8. Marlin Williams, DE | Western Illinois |
| | | 9. David Franks, G | Connecticut |
| 4b. James Henry, RS/CB
(choice from Philadelphia Eagles for Ron | Southern Mississippi | 10. Derrick Fenner, RB | North Carolina |
| | | 11. Mike Baum, DE | Northwestern |
| | | 12. R.J. Kors, S | Long Beach State |

1990 COLLEGE DRAFT

- | | | | |
|---|--------------|---|----------------|
| 1a. Cortez Kennedy, DT
(choice from New England Patriots) | Miami | 4. Chris Warren, RB | Ferrum |
| 1b. (choice traded to New England Patriots) | | 5. Eric Hayes, DT | Florida State |
| 1c. (choice traded to New England Patriots)
(choice from Indianapolis Colts for Freddie Young, LB) | | 6. Ned Bolcar, LB | Notre Dame |
| 2a. Terry Wooden, LB
(choice acquired from New England Patriots) | Syracuse | 7. Bob Kula, T | Michigan State |
| 2b. Robert Blackmon, S | Baylor | 8. Bill Hitchcock, T | Purdue |
| 3. (choice traded to New England Patriots) | | 9. (choice traded to Dallas Cowboys for Daryl Smith, T) | |
| | | 10. Robert Morris, DE | Valdosta State |
| | | 11. Daryl Reed, CB | Oregon |
| | | 12. John Gromos, QB | Vanderbilt |

1991 COLLEGE DRAFT

- | | | | |
|--|---------------------------|---|----------------|
| 1. Dan McGwire, QB | San Diego State | 7. (choice traded to Atlanta Falcons for Ronnie Lee, T) | |
| 2a. (choice traded to Los Angeles Raiders) | | 8. (choice traded to Los Angeles Raiders for Vann McElroy, S) | |
| 2b. Doug Thomas, WR | Clemson | 9. (choice traded to Cleveland Browns for Bob Buzzkowski, DE) | |
| 3. David Daniels, WR | Penn State | 10. Erik Ringo, LB | Hofstra |
| 4a. (choice traded to the New England Patriots in 1990.) | | 11. Tony Stewart, RB | Iowa |
| 4b. John Kasay, K
(choice from Los Angeles Raiders) | Georgia | 12. Ike Harris, T | South Carolina |
| 5. Harlan Davis, CB | Tennessee | | |
| 6. Michael Sinclair, DE | Eastern New Mexico | | |

1992 COLLEGE DRAFT

- | | | | |
|---|-------------------|---|-----------------------|
| 1. Ray Roberts, T | Virginia | 8. Muhammad Shamsid-Deen, RB | Tennessee-Chattanooga |
| 2. (choice traded to the Minnesota Vikings for Keith Millard, DT) | | 9. Larry Stayner, TE | Boise State |
| 3. Bob Spitulski, LB | Central Florida | 10. Anthony Hamlet, DE | Miami |
| 4. (choice traded to the New Orleans Saints for Rueben Mayes, RB) | | 11. Kris Rongen, G | Washington |
| 5. Gary Dandridge, S | Appalachian State | 12a. Chico Fraley, LB | Washington |
| 6. Michael Bates, WR | Arizona | 12b. John MacNeill, DE
(choice from New York Jets in compensation for Ron Mattes, T) | Michigan State |
| 7. Mike Frier, DE | Appalachian State | | |

1993 COLLEGE DRAFT

- | | | | |
|---|------------------|---|-----------------------|
| 1. Rick Mirer, QB | Notre Dame | 7. Michael McCrary, DE | Wake Forest |
| 2. Carlton Gray, CB | UCLA | 8a. Jeff Blackshear, G | Northeast Louisiana |
| 3. (choice traded to the Minnesota Vikings for Keith Millard, DT) | | 8b. Antonio Edwards, DE
(choice from Chicago Bears in compensation for signing restricted free agent Joe Cain, LB.) | Valdosta State |
| 4. Dean Wells, LB | Tennessee | | |
| 5. Terrence Warren, WR | Hampton | | |
| 6. (choice traded to Green Bay Packers for Dave McCloughan, S) | | | |

KINGDOME

The Kingdome, at a cost of \$67 million and with an expanded seating capacity of 66,400 for football, is the least expensive domed stadium of its size in the world. In 1994, an extensive roof and ceiling repair took place after tiles fell on July 19. Built on a 35.9-acre site in historic Pioneer Square, the walls of the Dome anchor the world's largest self-supporting concrete roof. The first NFL game in the Kingdome, August 1, 1976, between the Seahawks and San Francisco 49ers drew 60,825 fans. The Kingdome has also been the home of the American League Seattle Mariners since 1977.

1994 COLLEGE DRAFT

- | | | |
|--|----------------------------|---|
| 1. Sam Adams, DT | Texas A&M | 6. (choice traded to New England Patriots for Jon Vaughn, RB) |
| 2. Kevin Mawae, C | Louisiana State | 7. Carlester Crumpler, TE East Carolina |
| 3. Lamar Smith, RB | Houston | |
| 4. Larry Whigham, S | Northeast Louisiana | |
| 5. (choice traded to San Diego Chargers for 4th round 1995 draft choice) | | |

1995 COLLEGE DRAFT

- | | | |
|--|----------------------|---|
| 1. Joey Galloway, WR | Ohio State | 5. (choice traded to Detroit Lions for Reggie Barrett, WR) |
| 2. Christian Fauria, TE | Colorado | 6a. Henry McMillan, DT Florida |
| 3. (choice to Green Bay Packers for signing of restricted free agent Corey Harris, CB) | | 6b. Eddie Goines, WR N. Carolina State |
| 4a. (choice traded to Arizona Cardinals for Ricky Proehl, WR) | | (compensatory choice for a net loss of free agents in 1994) |
| 4b. Jason Kyle, LB | Arizona State | 7. Keif Bryant, DE Rutgers |
| (choice from San Diego Chargers for 5th round 1994 choice). | | |

1996 COLLEGE DRAFT

- | | |
|---|---|
| 1a. (choice traded to Houston Oilers for 1st round 1996 draft choice and Glenn Montgomery, DT) | 4b. (choice traded to Jacksonville Jaguars for 4th round 1996 draft choice) |
| 1b. (choice traded to Detroit Lions for 1st round and 3rd round 1996 draft choices) (choice from Houston Oilers.) | 4c. Eric Unverzagt, LB Wisconsin |
| 1c. Pete Kendall, T | Boston College |
| (choice from Detroit Lions) | 5. (choice traded to Jacksonville Jaguars for 4th round 1996 draft choice) |
| 2. Fred Thomas, CB | Tennessee-Martin |
| 3a. Robert Barr, T | Rutgers |
| 3b. Reggie Brown, FB | Fresno State |
| (choice from Kansas City Chiefs through Detroit Lions) | 6a. Reggie Green, G Florida |
| 4a. Phillip Daniels, DE | Georgia |
| (choice from New York Giants through Dallas Cowboys, Miami Dolphins, and Jacksonville Jaguars) | 6b. T.J. Cunningham, CB Colorado |
| | (compensatory choice for a net loss of free agents in 1995) |
| | 7. Johnie Church, DE Florida |

1997 COLLEGE DRAFT

- | | | |
|---|----------------------|--|
| 1a. Shawn Springs, CB | Ohio State | 3a. (choice to Tampa Bay Buccaneers on April 19, 1997) |
| (choice from Atlanta Falcons on March 28, 1997) | | (choice from Atlanta Falcons on March 28, 1997) |
| 1b. Walter Jones, T | Florida State | 3b. (choice to Atlanta Falcons on March 28, 1997) |
| (choice from St. Louis Rams through New York Jets and Tampa Bay Buccaneers on April 19, 1997) | | 4a. (choice to Atlanta Falcons on March 28, 1997) |
| 1c. (choice to Atlanta Falcons on March 28, 1997) | | (choice from Baltimore Ravens for G Jeff Blackshear on March 12, 1996) |
| (choice from Chicago Bears on February 18, 1997) | | 4b. (choice to Chicago Bears on February 18, 1997) |
| 1d. (choice to Tampa Bay Buccaneers on April 19, 1997) | | 5. Eric Stokes, S Nebraska |
| 2. (choice to Atlanta Falcons on March 28, 1997) | | 6. Itula Mili, TE Brigham Young |
| | | 7. Carlos Jones, CB Miami |

Bold face denotes went to camp in 1997 with Seahawks

TRADES

1976

- 8/5 DT Wayne Baker to Oakland Raiders for conditional draft choice.
- 8/26 Eighth-round 1977 draft choice to Houston Oilers for WR Steve Largent.
- 9/6 Fifth-round 1977 draft choice to Detroit Lions for QB Bill Munson.
- 9/6 Exchange of twelfth-round 1977 draft choices with Pittsburgh Steelers for G Ron Coder.
- 9/7 WR Ahmad Rashad to Minnesota Vikings for fourth-round 1977 draft choice (WR Larry Seivers).
- 9/7 S Terry Brown to Cleveland Browns for CB Ted Bachman. Brown had been claimed on waivers from St. Louis Cardinals.

1977

- 5/3 First-round 1977 draft choice (#2) to Dallas Cowboys for


- first-round (#14) and three second-round 1977 draft choices (G Steve August, T Tom Lynch, LB Terry Beeson)
- 5/3 Second-round 1977 draft choice to Los Angeles Rams for C Geoff Reece and Rams' second-round 1977 draft choice (LB Peter Cronan).
- 5/3 Second-round 1977 draft choice to Dallas Cowboys for WR Duke Ferguson.
- 5/3 LB Ed Bradley to San Francisco 49ers for DT Bill Sandifer.
- 7/20 DT Carl Barisich to Miami Dolphins for eleventh-round 1978 draft choice (LB George Halas).
- 8/30 WR Larry Seivers to Tampa Bay Buccaneers for fourth-round 1979 draft choice. Seattle gives draft choice to Buffalo Bills as voluntary compensation for Ahmad Rashad signing in 1976.
- 9/5 Eighth-round 1978 draft choice to Minnesota Vikings for S Autry Beamon and LB Amos Martin.
- 9/6 Eleventh-round 1978 draft choice to New Orleans Saints for DE Andy Dorris.

1978

- 8/15 Fifth-round 1979 draft choice to Dallas Cowboys for K Efen Herrera.
- 8/28 S Bob Jury and third-round 1979 draft choice to San Francisco 49ers for third-round 1979 draft choice (LB Michael Jackson).
- 8/28 Third-round and sixth-round 1979 draft choices to Dallas Cowboys for DE Bill Gregory and third-round 1979 draft (choice traded).
- 9/27 DT Bill Cooke and eighth-round 1979 draft choice to Detroit Lions for DE Ernie Price.

1979

- 3/30 FB Don Testerman and seventh-round 1979 draft choice to Washington Redskins for seventh-round 1979 (LB Larry Polowski) and fifth-round 1980 draft choices (DE Daniel Jacobs).
- 4/16 G Gordon Jolley to Detroit Lions for past considerations.
- 8/1 DT Steve Niehaus to Minnesota Vikings for DE Carl Eller and eighth-round 1980 draft choice (S Vic Minor).



- 8/21 Seventh-round 1980 draft choice to New York Giants for FB Dan Doornink.

1980

- 4/29 First-round (#16) and third-round 1980 draft choices to Buffalo Bills for first-round (#10) 1980 draft choice (DE Jacob Green)
- 4/30 LB Sammy Green to Houston Oilers for tenth-round 1980 (WR Billy Reaves) and seventh-round 1981 (TE Brad Scoville) draft choices.
- 8/26 Fifth-round 1982 draft choice to Los Angeles Rams for FB Jim Jodat.
- 9/1 T Nick Bebout to Minnesota Vikings for ninth-round 1981 draft choice (WR Jim Whatley).

1981

- 9/25 Third-round 1982 draft choice to New England Patriots for RB Horace Ivory.
- 10/13 Fourth-round 1982 and fourth-round 1983 draft choices to St. Louis Cardinals for RB Theotis Brown.
- 10/13 G Tom Lynch to Buffalo Bills for third-round 1982 draft choice (TE Pete Metzelaars).

1982

- 4/30 LB Terry Beeson to Atlanta Falcons for conditional 1983 draft choice.
- 7/12 Fifth-round 1984 draft choice to Baltimore Colts for G Robert Pratt.
- 9/3 Fourth-round 1984 draft choice to Baltimore Colts for WR Roger Carr.

1983

- 4/24 First-round (#9), second-round, and third-round 1983 draft choices to Houston Oilers for first-round (#3) 1983 draft choice (RB Curt Warner).
- 6/28 Twelfth-round 1985 draft choice to Buffalo Bills for G Reggie McKenzie.
- 6/29 First-round 1985 draft choice to Cincinnati Bengals for C Blair Bush.
- 8/24 RB Sherman Smith and WR Roger Carr to San Diego Chargers for fifth-round 1984 draft choice (choice traded) and fifth-round 1985 draft choice (C Mark Napolitan).

1984

- 3/12 Fifth-round 1984 and sixth-round 1985 draft choices to New York Giants for CB Terry Jackson.
- 4/4 NT Manu Tuiasosopo to San Francisco 49ers for fourth-round 1984 and tenth-round 1985 draft choices.
- 7/31 Second-round 1986 draft choice to New England Patriots for T Bob Cryder.
- 10/9 T Steve August to Pittsburgh Steelers for fifth-round 1985 draft choice.

1985

- 4/26 Seventh-round 1986 draft choice to Buffalo Bills for G Jon Borchardt.
- 8/20 TE Pete Metzelaars to Buffalo Bills for WR Byron Franklin.
- 8/27 The rights to DE Sam Clancy to Cleveland Browns for seventh-round 1986 draft choice (RB Paul Miles).
- 10/15 Fourth-round 1986 draft choice to Cincinnati Bengals for TE Dan Ross.

1986

- 8/9 Sixth-round 1987 draft choice to Philadelphia Eagles for G Greg Naron.
- 8/19 TE Dan Ross to Green Bay Packers for twelfth-round 1987 draft choice (DE Wes Dove).
- 8/27 Third-round 1987 draft choice to Cincinnati Bengals for T Mike Wilson.
- 9/1 LB Shelton Robinson to Detroit Lions for fifth-round 1987 draft choice (FB Tommie Agee).
- 9/2 S John Harris to Minnesota Vikings for seventh-round 1987 draft choice (NT Roland Barbay).

1987

- 5/19 Fifth-round 1988 draft choice to San Francisco 49ers for QB Jeff Kemp.
- 8/25 T Ron Essink to Dallas Cowboys for fifth-round 1988 draft choice (choice traded).
- 8/26 CB Dave Brown to Green Bay Packers for eleventh-round 1988 draft choice (T Rick McLeod).

1988

- 4/22 Fifth-round 1988, first-round 1989, and fifth-round 1989 draft choices to Phoenix Cardinals for QB Kelly Stouffer.
- 5/4 NT Randy Edwards and sixth-round 1989 draft choice to Tampa Bay Buccaneers for T Ron Heller.
- 5/23 Conditional draft choice to Washington Redskins for CB Tim Morrison.
- 8/1 WR Daryl Turner to Cleveland Browns for an undisclosed draft choice. Turner fails his physical, is returned to Seahawks, and waived.
- 8/22 T Ron Heller to Philadelphia Eagles for fourth-round 1989 draft choice (RS James Henry).
- 9/8 LB Fredd Young to Indianapolis Colts for first-round 1989 (T Andy Heck) and first-round 1990 (choice traded) draft choices.

1989

- 7/25 Ninth-round 1990 draft choice to Dallas Cowboys for T Daryle Smith.
- 7/28 Conditional draft choice to Detroit Lions for T Curt Singer.
- 8/7 C Kevin Thomas to Phoenix Cardinals for conditional draft choice.
- 8/31 CB Terry Taylor to Detroit Lions for FB James Jones.

1990

- 4/22 Two first-round (#8 and #10) and third-round 1990 draft choices and fourth-round 1991 draft choice to New England Patriots for first-round (#3) (DT Cortez Kennedy) and second-round (#29) (LB Terry Wooden) 1990 draft choices.
- 7/27 LB Willie Walker to New York Jets for conditional draft choice.
- 8/26 Conditional draft choice to Detroit Lions for WR John Ford.
- 8/28 Seventh-round 1991 draft choice to Atlanta Falcons for T Ronnie Lee.
- 10/16 Eighth-round 1991 draft choice to Los Angeles Raiders for S Vann McElroy.

1991

- 1/31 T Ron Mattes to New York Jets for twelfth-round 1992 draft choice (DE John MacNeill).
- 4/22 Ninth-round 1991 draft choice to Cleveland Browns for DE Bob Buczkowski.

1992

- 4/25 Second-round 1992 and third-round 1993 draft choices to Minnesota Vikings for DT Keith Millard.
- 4/26 Fourth-round 1992 draft choice to New Orleans Saints for RB Rueben Mayes.

1993

- 4/26 Sixth-round 1993 draft choice to Green Bay Packers for S Dave McCloughan.
- 8/25 Sixth-round 1994 draft choice to New England Patriots for RB Jon Vaughn.

1994

- 4/25 Fifth-round 1994 draft choice to San Diego Chargers for fourth-round 1995 draft choice (LB Jason Kyle).
- 4/28 Fifth-round 1995 draft choice to Detroit Lions for WR Reggie Barrett.

1995

- 3/10 Third-round 1995 draft choice to Green Bay Packers for signing restricted free agent CB Corey Harris.
- 4/3 Fourth-round 1995 draft choice to Arizona Cardinals for WR Ricky Proehl.

1996

- 3/12 G Jeff Blackshear to Baltimore Ravens for fourth-round 1997 draft choice (choice traded).
- 4/20 First-round 1996 draft choice (#14) to Houston Oilers for first-round 1996 draft choice (#17) and DT Glenn Montgomery.
- 4/20 First-round 1996 draft choice (#17) to Detroit Lions for first-round draft choice (#21) (G Pete Kendall) and third-round 1996 draft choice (FB Reggie Brown).



- 4/20 Fourth and fifth-round 1996 draft choices to Jacksonville Jaguars for fourth-round 1996 draft choice (DE Phillip Daniels).
- 6/27 S Eugene Robinson to Green Bay for DE Matt LaBounty

1997

- 2/18 QB Rick Mirer and fourth round 1997 draft choice (b) to Chicago for first-round (#11) 1997 draft choice (choice traded).
- 3/28 First-round (#11), second-round, third-round, and fourth-round 1997 draft choices to Atlanta for first-round (#3) (CB Shawn Springs) and third-round 1997 draft choices.
- 4/19 First-round (#12) and third-round 1997 draft choices to Tampa Bay Buccaneers for first round (#6) 1997 draft choice (T Walter Jones).

SEAHAWKS HEADQUARTERS

On June 18, 1986, the Seattle Seahawks moved into their office and training headquarters adjacent to Northwest College in Kirkland, Washington.

The 37,000 square foot, two-story building, is the Seahawks year-round home, containing facilities for training camp as well as offseason and regular season practices.

The downstairs contains a main meeting room, six smaller rooms, weight room (which was expanded in 1990), two racquetball courts, an enlarged locker room, training room with rehabilitative facilities, and equipment room.

Upstairs houses the administrative offices, coaches offices, meeting rooms, the ticket office, and conference rooms.

The Seahawks are able to practice on three regulation fields, two natural grass and one artificial turf. The original turf field was replaced by a new one this offseason. That field is then covered by an inflatable bubble as the weather worsens.


During training camp, the Seahawks utilize the dormitory and cafeteria facilities of Northwest College to house and feed the players.

To reach the headquarters from Seattle, take Highway 520 East and exit at the Lake Washington Boulevard Exit. Go right onto Northup Way and left onto 108th Avenue NE (next light). Follow 108th for approximately one mile and turn right onto NE 53rd St. Continue to the top of the hill, passing the player and staff entrance on your left. Turn left at top of the hill into the visitor's parking area.

From the Eastside, take Highway 520 West from I-405 and exit onto 108th Avenue NE. Turn right at the stop sign at the end of the exit and proceed up the hill on 108th. Go approximately one mile to NE 53rd Street and turn right. Turn left at top of the hill into the visitor's parking area.

From Southbound on I-405, take the N.E. 70th Street Exit. Take a left at N.E. 72nd Place and another left at 108th Avenue N.E. Go approximately one mile to NE 53rd Street and turn left. Turn left at top of the hill into the visitor's parking area.

From Sea-Tac Airport, follow the signs to I-405 North. Exit onto Highway 520 Westbound (Seattle) after 20-25 minutes. Take Highway 520 from I-405 and exit onto 108th Avenue NE. Turn right at the stop light at the end of the exit and proceed up the hill on 108th. Go approximately one mile to NE 53rd Street and turn right. Turn left at top of the hill into the visitor's parking area.



RECORDS

INDIVIDUAL RECORDS

SERVICE

Most Seasons

- 15 Joe Nash, 1982-96
- 14 Steve Largent, 1976-89
- 12 Jacob Green, 1980-91
Dave Krieg, 1980-91
Jeff Bryant, 1982-93

Most Games Played

- 218 Joe Nash, 1982-96
- 200 Steve Largent, 1976-89
- 178 Jacob Green, 1980-91

Most Consecutive Games Played

- 125 Joe Nash, 1988-95
- 120 Eugene Robinson, 1985-94
- 112 Cortez Kennedy, 1990-96
(current)

Most Games Started

- 197 Steve Largent, 1976-89
- 176 Jacob Green, 1980-91
- 169 Joe Nash, 1982-96

Most Consecutive Games Started

- 96 Cortez Kennedy, 1990-96
(current)
- 92 Jacob Green, 1980-87
Eugene Robinson, 1985-94

SCORING

POINTS

Most Points, Career

- 810 Norm Johnson, 1982-90
(159 FG, 333 PAT)
- 608 Steve Largent, 1976-89
(101 TDs: 1-R, 100-P,
2 PAT)
- 372 Curt Warner, 1983-89
(62 TDs: 55-R, 7-P)

Most Points, Season

- 111 Todd Peterson, 1996
(28 FG, 27 PAT)
- 110 Norm Johnson, 1984
(20 FG, 50 PAT)
- 109 Todd Peterson, 1995
(23 FG, 40 PAT)

Most Points, No TDs, Season

- 111 Todd Peterson, 1996
(28 FG, 27 PAT)
- 110 Norm Johnson, 1984
(20 FG, 50 PAT)
- 109 Todd Peterson, 1995
(23 FG, 40 PAT)

Most Points, Rookie, Season

- 102 John Kasay, 1991
(25 FG, 27 PAT)

- 84 Curt Warner, 1983
(14 TDs: 13-R, 1-P)
- 60 Daryl Turner, 1984
(10 TDs: 10-P)

Most Points, Game

- 24 Daryl Turner, vs. San
Diego 9/15/85 (4-P)
Curt Warner, vs. Denver
12/11/88 (4-R)
- 19 By Norm Johnson, 2 Times
(Last: vs. L.A.
Raiders 12/18/88
[5 FG, 4 PAT])

Most Consecutive Games

Scoring

- 48 Norm Johnson, 1985-89
- 45 Norm Johnson, 1982-85
- 41 John Kasay, 1992-94

TOUCHDOWNS

Most Touchdowns, Career

- 101 Steve Largent, 1976-89
(1-R, 100-P)
- 62 Curt Warner, 1983-89
(55-R, 7-P)
- 44 Chris Warren, 1990-96
(40-R, 3-P, 1-PR)

Most Touchdowns, Season

- 16 Chris Warren, 1995
(15-R, 1-P)
- 15 David Sims, 1978
(14-R, 1-P)
Sherman Smith, 1979
(11-R, 4-P)
Derrick Fenner, 1990
(14-R, 1-P)

Most Touchdowns, Rookie, Season

- 14 Curt Warner, 1983
(13-R, 1-P)
- 10 Daryl Turner, 1984 (10-P)
- 9 Joey Galloway, 1995
(1-R, 7-P, 1-PR)

Most Touchdowns, Game

- 4 Daryl Turner, vs. San
Diego 9/15/84 (4-P)
Curt Warner, vs. Denver
12/11/88 (4-R)
- 3 By 14 Players
(Last: Chris Warren, vs.
Oakland 12/17/95 [3-R])

Most Consecutive Games

Scoring Touchdowns

- 7 David Sims, 1978

RING OF HONOR

The Seahawks Ring of Honor around the Kingdome includes six members. Wide receiver Steve Largent (1989) was the first inductee in 1989, followed by quarterback Jim Zorn (1990), cornerback Dave Brown (1992), radio play-by-play broadcaster Pete Gross (1992), running back Curt Warner (1994), and defensive end Jacob Green (1995).

Chris Warren, 1993-94
5 Curt Warner, 1983
Steve Largent, 1984

(Last: Todd Peterson, at
Jacksonville 11/12/95)

POINTS AFTER TOUCHDOWNS

Most Points After Touchdown Attempted, Career

338 Norm Johnson, 1982-90
148 Efren Herrera, 1978-81
97 John Kasay, 1991-94

Most Points After Touchdown Attempted, Season

51 Norm Johnson, 1984
50 Norm Johnson, 1983
46 Efren Herrera, 1979

Most Points After Touchdown Attempted, Game

8 John Leyboldt, vs. Buffalo
10/20/77
7 Norm Johnson, vs. San
Diego 9/15/85
6 By 4 Players
(Last: Todd Peterson, at
Jacksonville 11/12/95)

Most Points After Touchdown, Career

333 Norm Johnson, 1982-90
139 Efren Herrera, 1978-81
94 John Kasay, 1991-94

Most Points After Touchdown, Season

50 Norm Johnson, 1984
49 Norm Johnson, 1983
43 Efren Herrera, 1979

Most Points After Touchdown, Game

8 John Leyboldt, vs. Buffalo
10/20/77
7 Norm Johnson, vs. San
Diego 9/15/85
6 By 4 Players
(Last: Todd Peterson, at
Jacksonville 11/12/95)

Most Consecutive Points After Touchdown

165 Norm Johnson, 1985-90
72 Norm Johnson, 1984-85
67 John Kasay, 1992-94
Todd Peterson, 1995-96

Highest Points After Touchdown Percentage (100 or more PATs)

98.52 Norm Johnson 1982-89
(333-338)
93.92 Efren Herrera 1978-81
(139-148)

Most Points After Touchdown, No Misses, Season

42 Norm Johnson, 1986
40 Norm Johnson, 1987
Todd Peterson, 1995

Most Points After Touchdown, No Misses, Game

8 John Leyboldt, vs. Buffalo
10/20/77
7 Norm Johnson, vs. San
Diego 9/15/85
6 By 4 Players

TWO-POINT CONVERSIONS

(Two-point conversion rule was adopted in 1994)

Most Two-Point Conversion Attempts, Career

5 Chris Warren, 1990-96
3 Lamar Smith, 1994-96
2 Rick Tuten, 1991-96

Most Two-Point Conversion Attempts, Season

3 Lamar Smith, 1996
Chris Warren, 1996
2 Rick Tuten, 1994

Most Two-Point Conversion Attempts, Game

1 By 14 Players
(Last: Lamar Smith, at
Oakland 12/22/96 [run])

Most Two-Point Conversions Made, Career

3 Lamar Smith, 1994-96
2 Chris Warren, 1990-96
1 By 3 Players

Most Two-Point Conversions Made, Season

3 Lamar Smith, 1996
1 By 5 Players

Most Two-Point Conversions Made, Game

1 By 8 Players
(Last: Lamar Smith, at
Oakland 12/22/96 [run])

FIELD GOALS

Most Field Goals Attempted, Career

228 Norm Johnson, 1982-90
105 John Kasay, 1991-94
92 Efren Herrera, 1978-81

Most Field Goals Attempted, Season

35 Norm Johnson, 1986
34 Todd Peterson, 1996
32 Norm Johnson, 1990

Most Field Goals Attempted, Game

6 Norm Johnson, vs. Kansas
City 9/20/87
5 By 5 Players
(Last: Todd Peterson,
vs. Buffalo 12/8/96)

Most Field Goals, Career

159 Norm Johnson, 1982-90
82 John Kasay, 1991-94
64 Efren Herrera, 1978-81

Most Field Goals, Season

28 Todd Peterson, 1996
25 John Kasay, 1991
23 Norm Johnson, 1990
John Kasay, 1993
Todd Peterson, 1995

Most Field Goals, Rookie, Season

25 John Kasay, 1991
23 Todd Peterson, 1995
10 Norm Johnson, 1982

Most Field Goals, Game

- 5 Norm Johnson, vs. Kansas City 9/20/87 (6 attempts)
Norm Johnson, vs. L.A. Raiders 12/18/88 (5 attempts)
- 4 By 9 Players
(Last: Todd Peterson, vs. Buffalo 12/8/96 [5 attempts])

Most Field Goals, One Quarter

- 3 Norm Johnson, vs. L.A. Raiders 12/18/88 (2nd)
Norm Johnson, vs. Kansas City 10/8/89 (2nd)
- 2 23 Times
(Last: Todd Peterson, at Oakland 12/22/96 [2nd])

Most Consecutive Games**Scoring Field Goals**

- 10 Efren Herrera, 1978-79
- 9 Norm Johnson, 1983-84
John Kasay, 1991
- 8 By 3 Players (Last: Todd Peterson, 1995)

Most Consecutive Field Goals

- 14 Todd Peterson, 1996
- 13 Efren Herrera, 1979-80
John Kasay, 1991

Longest Field Goal

- 55 John Kasay, at Kansas City 1/2/94
- 54 By 5 Players
(Last: Todd Peterson, vs. Minnesota 11/10/96)

Longest Field Goal Attempted

- 60 Efren Herrera, vs. Kansas City 11/9/80
- 56 John Kasay, at Denver 11/13/94
- 55 By 3 Players
(Last: John Kasay, at Kansas City 1/2/94)

Highest Field Goal Percentage, Career (Minimum 25 Attempts)

- 82.26 Todd Peterson, 1995-96 (62-51)
- 78.10 John Kasay, 1991-94 (105-82)
- 69.74 Norm Johnson, 1982-90 (228-159)

Highest Field Goal Percentage, Season (Minimum 1 attempt per game)

- 83.33 Norm Johnson, 1984 (24-20)
- 83.33 John Kasay, 1994 (24-20)
- 82.61 Efren Herrera, 1979 (23-19)

Most Field Goals, No Misses, Game

- 5 Norm Johnson, vs. L.A. Raiders 12/18/88
- 4 By 8 Players
(Last: Todd Peterson, vs. San Diego 10/27/96)

Most Field Goal Attempts, 50 or More Yards, Career

- 26 Norm Johnson, 1982-90
- 10 John Kasay, 1991-94
- 9 Efren Herrera, 1978-81

Most Field Goals, 50 or More**Yards, Career**

- 10 Norm Johnson, 1982-90
- 6 John Kasay, 1991-94
- 2 Efren Herrera, 1978-81

Most Field Goals, 50 or More**Yards, Season**

- 5 Norm Johnson, 1986
- 3 John Kasay, 1993
- 2 John Kasay, 1991
Todd Peterson, 1996

Most Field Goals, 50 or More**Yards, Game**

- 2 Norm Johnson, vs. L.A. Raiders 12/8/86
John Kasay, vs. San Diego 10/23/91
(Ties NFL record)
- 1 By 14 Players
(Last: John Kasay, at Kansas City 1/2/94)

SAFETIES**Most Safeties, Career**

- 2 Rod Stephens, 1989-94
- 1 By 6 Players

Most Safeties, Season

- 2 Rod Stephens, 1993
(ties NFL record)
- 1 By 6 Players
(Last: Sam Adams, 1995)

Most Safeties, Game

- 1 By 8 Players
(Last: Sam Adams, at Jacksonville 11/12/95)

RUSHING

ATTEMPTS**Most Attempts, Career**

- 1,649 Curt Warner, 1983-89
- 1,359 Chris Warren, 1990-96
- 1,148 John L. Williams, 1986-93

Most Attempts, Season

- 335 Curt Warner, 1983
- 333 Chris Warren, 1994
- 319 Curt Warner, 1986

Most Attempts, Rookie, Season

- 335 Curt Warner, 1983
- 129 John L. Williams, 1986
- 119 Sherman Smith, 1976

Most Attempts, Game

- 36 Chris Warren, at New England 9/19/93
- 33 Lamar Smith, at Detroit 11/17/96
- 32 Curt Warner, vs. Kansas City 11/27/83 (OT)

YARDS GAINED**Most Yards Gained, Career**

- 6,705 Curt Warner, 1983-89
- 5,859 Chris Warren, 1990-96
- 4,579 John L. Williams, 1986-93

Most Seasons, 1,000 or More Yards Rushing

- 4 Curt Warner, 1983, 1985, 1986, 1988



Chris Warren, 1992, 1993,
1994, 1995

Most Yards Gained, Season

- 1,545 Chris Warren, 1994
- 1,481 Curt Warner, 1986
- 1,449 Curt Warner, 1983

Most Yards Gained, Rookie, Season

- 1,449 Curt Warner, 1983
- 538 John L. Williams, 1986
- 537 Sherman Smith, 1976

Most Yards Gained, Game

- 207 Curt Warner, vs. Kansas City 11/27/83 (OT)
- 192 Curt Warner, vs. Denver 12/20/86
- 185 Chris Warren, at Houston 12/11/94

Most Games, 100 or More Yards Rushing, Career

- 24 Chris Warren, 1990-96
- 23 Curt Warner, 1983-89
- 6 John L. Williams, 1986-93

Most Games, 100 or More Yards Rushing, Season

- 8 Chris Warren, 1995
- 7 Curt Warner, 1986
- Chris Warren, 1994

Most Consecutive Games, 100 or More Yards, Rushing

- 2 Curt Warner, 1983 (twice)
- Curt Warner, 1986
- Chris Warren, 1993-94
- Chris Warren, 1994 (2 times)
- Chris Warren, 1995 (4 times)

Most Games, 2 or More Players with 100 or More Yards Rushing

- vs. L.A. Raiders 11/28/88 (Curt Warner 130 and John L. Williams 106)
- vs. Denver 12/11/88 (Curt Warner 126 and John L. Williams 109)

Longest Run From Scrimmage

- 86 Joey Galloway, at Jacksonville 11/12/95 (TD)
- 68 Lamar Smith, at Arizona 10/22/95 (OT)
- 67 Sherman Smith, vs. Chicago 11/5/78 (TD)
- Al Hunter, vs. Cleveland 11/11/79 (TD)

AVERAGE GAIN

Highest Average Gain, Career (100 or More Attempts)

- 4.87 Jim Zorn, 1976-84 (307-1,494)
- 4.68 Lamar Smith, 1994-96 (191-894)
- 4.31 Chris Warren, 1990-96 (1,359-5,859)

Highest Average Gain, Season (100 or More Attempts)

- 4.87 Sherman Smith, 1978 (165-805)
- 4.68 Sherman Smith, 1977 (163-763)
- 4.64 Curt Warner, 1986 (319-1,481)

Highest Average Gain, Game (10 or More Attempts)

- 8.86 Sherman Smith, vs. Atlanta 11/7/76 (14-124)
- 8.64 Lawrence McCutcheon, vs. Dallas 11/27/80 (11-95)
- 8.07 Eric Lane, vs. Minnesota 9/30/84 (14-113)

TOUCHDOWNS

Most Touchdowns, Career

- 55 Curt Warner, 1983-89
- 40 Chris Warren, 1990-96
- 28 Sherman Smith, 1976-82

Most Touchdowns, Season

- 15 Chris Warren, 1995
- 14 David Sims, 1978
- Derrick Fenner, 1990

Most Touchdowns, Rookie, Season

- 13 Curt Warner, 1983
- 5 David Sims, 1977
- 4 Sherman Smith, 1976
- Jim Zorn, 1976

Most Touchdowns, Game

- 4 Curt Warner, vs. Denver 12/11/88
- 3 By 9 Players (Last: Chris Warren, vs. Oakland 12/17/95)

Most Consecutive Games Rushing for Touchdown

- 6 Chris Warren, 1993-94
- 5 Curt Warner, 1983
- 4 David Sims, 1978
- Derrick Fenner, 1990

PASSING

PASS RATING

Highest Pass Rating, Career (Minimum 500 Attempts)

- 82.3 Dave Krieg, 1980-91
- 67.8 Jim Zorn, 1976-84
- 65.0 Rick Mirer, 1993-96

Highest Pass Rating, Season (Minimum 160 Attempts)

- 95.0 Dave Krieg, 1983
- 94.6 Dave Krieg, 1988
- 91.0 Dave Krieg, 1986

Highest Pass Rating, Rookie, Season (Qualifiers)

- 67.0 Rick Mirer, 1993
- 49.5 Jim Zorn, 1976

ATTEMPTS

Most Passes Attempted, Career

- 3,576 Dave Krieg, 1980-91
- 2,992 Jim Zorn, 1976-84
- 1,523 Rick Mirer, 1993-96

Most Passes Attempted, Season

- 532 Dave Krieg, 1985
- 505 Jim Zorn, 1979
- 499 Dave Krieg, 1989

Most Passes Attempted, Rookie, Season

- 486 Rick Mirer, 1993
(NFL rookie record)
- 436 Jim Zorn, 1976
- 173 Kelly Stouffer, 1988

Most Passes Attempted, Game

- 51 Dave Krieg, vs. Atlanta
10/13/85
- 50 Dave Krieg, vs. Denver
12/15/84
- Jeff Kemp, at Denver
9/15/91

COMPLETIONS

Most Passes Completed, Career

- 2,096 Dave Krieg, 1980-91
- 1,593 Jim Zorn, 1976-84
- 814 Rick Mirer, 1993-96

Most Passes Completed, Season

- 286 Dave Krieg, 1989
- 285 Jim Zorn, 1979
- Dave Krieg, 1985

Most Passes Completed, Rookie, Season

- 274 Rick Mirer, 1993
(NFL rookie record)
- 208 Jim Zorn, 1976

98 Kelly Stouffer, 1988

Most Passes Completed, Game

- 33 Dave Krieg, vs. Atlanta
10/13/85
- 31 Jim Zorn, vs. Kansas City
9/27/81
- Dave Krieg, vs. Denver
11/20/83

Most Consecutive Passes Completed

- 15 Jim Zorn, vs. Cleveland
10/12/80
- 14 Jim Zorn, vs. N.Y. Jets
11/26/79
- Dave Krieg, vs. L.A.
Raiders 9/16/90

COMPLETION PERCENTAGE

Highest Completion Percentage, Career (100 Attempts)

- 58.61 Dave Krieg, 1980-91
(3,576-2,096)
- 55.59 John Friesz, 1995-96
(331-184)
- 53.45 Rick Mirer, 1993-96
(1,523-814)

Highest Completion Percentage, Season (Qualifiers)

- 65.61 Dave Krieg, 1991
(285-187)
- 60.54 Dave Krieg, 1987
(294-178)
- 60.49 Dave Krieg, 1983
(243-147)

Highest Completion Percentage, Rookie, Season (Qualifiers)

- 56.38 Rick Mirer, 1993 (486-274)
- 47.38 Jim Zorn, 1976 (439-208)

Highest Completion Percentage, Game (20 Attempts)

- 86.36 Dave Krieg, vs. Denver
12/11/88 (22-19)
- 80.65 Dave Krieg, vs. Pittsburgh
10/20/91 (31-25)
- 79.31 Jim Zorn, vs. Cleveland
10/12/80 (29-23)
- Dave Krieg, vs. San Diego
10/29/84 (29-23)

YARDS GAINED

Most Yards Gained, Career

- 26,132 Dave Krieg, 1980-91
- 20,122 Jim Zorn, 1976-84
- 9,094 Rick Mirer, 1993-96

HALL OF FAMER

Wide receiver Steve Largent became the first Seahawks player inducted into the Pro Football Hall of Fame on July 29, 1995. He was inducted in Canton, Ohio, along with Jim Finks, Henry Jordan, Lee Roy Selmon, and Kellen Winslow. Largent held six NFL receiving records at the end of his career, including those for most receptions (819), yards (13,089), touchdowns (100), consecutive games with a catch (177), 100-yard seasons (8), 50-catch seasons (10). He was selected for the AFC-NFC Pro Bowl seven times and was named the Seahawks Most Valuable Player five times and offensive captain 10 times.

Most Seasons, 3,000 or More Yards Passing

- 4 Dave Krieg, 1984, 1985, 1989, 1990
- 3 Jim Zorn, 1978-80

Most Consecutive Seasons, 3,000 or More Yards Passing

- 3 Jim Zorn, 1978-80
- 2 Dave Krieg, 1984-85
Dave Krieg, 1989-90

Most Yards Gained, Season

- 3,671 Dave Krieg, 1984
- 3,661 Jim Zorn, 1979
- 3,602 Dave Krieg, 1985

Most Yards Gained, Rookie, Season

- 2,833 Rick Mirer, 1993
(NFL rookie record)
- 2,571 Jim Zorn, 1976
- 1,106 Kelly Stouffer, 1988

Most Yards Gained, Game

- 418 Dave Krieg, vs. Denver
11/20/83
- 410 Dave Krieg, vs. L.A.
Raiders 12/18/88
- 406 Dave Krieg, vs. Denver
11/25/84

Most Games, 400 or More Yards Passing, Career

- 4 Dave Krieg, 1980-91

Most Games, 300 or More Yards Passing, Career

- 11 Dave Krieg, 1980-91
- 9 Jim Zorn, 1976-84
- 2 Jeff Kemp, 1987-91

Most Games, 300 or More Yards Passing, Season

- 3 Jim Zorn, 1979
Dave Krieg, 1984
- 2 By 3 Players
(Last: Dave Krieg, 1985)

Most Consecutive Games, 300 or More Yards Passing, Season

- 2 Jim Zorn, 1979
Jim Zorn, 1981

Longest Pass Completion

- 82 Jim Zorn (to David Sims)
vs. Cincinnati 9/25/77
(TD)
- 80 4 Times
(Last: John Friesz (to
Brian Blades) at Miami
10/6/96[TD])

AVERAGE GAIN**Highest Average Gain, Career (1,000 Attempts)**

- 7.31 Dave Krieg, 1980-91
(3,576-26,132)
- 6.73 Jim Zorn, 1976-84
(2,992-20,122)
- 5.97 Rick Mirer, 1993-96
(1,523-9,094)

Highest Average Gain, Season (Qualifiers)

- 8.80 Dave Krieg, 1983
(243-2,139)
- 7.79 Dave Krieg, 1986
(375-2,921)
- 7.65 Dave Krieg, 1984

(480-3,761)

Highest Average Gain, Rookie, Season (Qualifiers)

- 5.85 Jim Zorn, 1976 (439-
2,571)
- 5.83 Rick Mirer, 1993
(486-2,833)

Highest Average Gain, Game (20 Attempts)

- 14.52 Dave Krieg, vs. San Diego
12/14/86 (21-305)
- 13.30 Dave Krieg, vs. Kansas
City 11/11/90 (23-306)
- 12.87 Jim Zorn, vs. Buffalo
10/30/77 (23-296)

TOUCHDOWNS**Most Touchdown Passes, Career**

- 195 Dave Krieg, 1980-91
- 107 Jim Zorn, 1976-84
- 41 Rick Mirer, 1993-96

Most Touchdown Passes, Season

- 32 Dave Krieg, 1984
- 27 Dave Krieg, 1985
- 23 Dave Krieg, 1987

Most Touchdown Passes, Game

- 5 Dave Krieg, vs. Detroit
12/2/84
Dave Krieg, vs. San Diego
9/15/85
Dave Krieg, vs. L.A.
Raiders 12/18/88

Most Games, 5 or More TD Passes, Career

- 3 Dave Krieg, 1980-91

Most Games, 4 or More TD Passes, Career

- 7 Dave Krieg, 1980-91
- 4 Jim Zorn, 1976-84
- 1 Steve Myer 1976-79
Jeff Kemp, 1987-91

Most Games, 5 or More TD Passes, Season

- 1 Dave Krieg, 1984
Dave Krieg, 1985
Dave Krieg, 1988

Most Games, 4 or More TD Passes, Season

- 2 Jim Zorn, 1977
Dave Krieg, 1985
Dave Krieg, 1988

Most Consecutive Games, 4 or More TD Passes

- 1 12 Times
(Last: Dave Krieg, vs.
L.A. Raiders 12/18/88)

Most Consecutive Games, Touchdown Passes

- 28 Dave Krieg, 1983-85
(3rd in NFL history)
- 10 By 3 Players
(Last: Dave Krieg,
1988-89)

HIGHEST PERCENTAGE, TOUCHDOWN PASSES**Highest %, TD Passes, Career**

(100 Attempts)

- 5.45 Dave Krieg, 1980-91
(3,576-195)
- 3.75 Steve Myer, 1976-79
(160-6)
- 3.61 Jeff Kemp, 1987-91
(249-9)

Highest %, TD Passes Season (Qualifiers)

- 7.89 Dave Krieg, 1988 (228-18)
- 7.82 Dave Krieg, 1987 (294-23)
- 7.41 Dave Krieg, 1983 (243-18)

Highest %, TD Passes, Rookie Season (Qualifiers)

- 2.73 Jim Zorn, 1976 (439-12)
- 2.47 Rick Mirer, 1993 (486-12)

HAD INTERCEPTED**Most Consecutive Passes Attempted, None Intercepted**

- 153 Jim Zorn, 1979
- 137 Dave Krieg, 1988
- 132 Rick Mirer, 1994

Most Passes Had Intercepted, Career

- 148 Dave Krieg, 1980-91
- 133 Jim Zorn, 1976-84
- 56 Rick Mirer, 1993-96

Most Passes Had Intercepted, Season

- 27 Jim Zorn, 1976
- 24 Dave Krieg, 1984
- 20 By 6 Players
(Last: Rick Mirer, 1995)

Most Passes Had Intercepted, Game

- 6 Jim Zorn, vs. Detroit
10/24/76
- 5 Jim Zorn, vs. Kansas City
11/9/80
- Dave Krieg, at Kansas City
12/9/84

Most Attempts, No Interceptions, Game

- 47 Jim Zorn, vs. Kansas City
9/27/81
- 44 Dave Krieg, vs. Denver
11/25/84
- 40 Rick Mirer, vs. San Diego
10/3/93

LOWEST PERCENTAGE, PASSES HAD INTERCEPTED**Lowest %, Passes Had Intercepted, Career (100 Attempts)**

- 2.11 John Friesz, 1995-96
(331-7)
- 3.68 Rick Mirer, 1993-96
(1,523-56)
- 4.14 Dave Krieg, 1980-91
(3,576-148)

Lowest %, Passes Had Intercepted, Season (Qualifiers)

- 1.84 Rick Mirer, 1994 (381-7)
- 2.27 Jim Zorn, 1981 (397-9)
- 2.93 Dave Krieg, 1986 (375-11)

Lowest %, Passes Had Intercepted, Rookie Season, (Qualifiers)

- 3.50 Rick Mirer, 1993 (486-17)
- 6.15 Jim Zorn, 1976 (439-27)

RECEIVING**Most Pass Receptions, Career**

- 819 Steve Largent, 1976-89
(3rd in NFL history)
- 536 Brian Blades, 1988-96
- 471 John L. Williams, 1986-93

Most Seasons, 80 or More Pass Receptions

- 2 Brian Blades, 1993-94

Most Seasons, 70 or More Pass Receptions

- 6 Steve Largent, 1978,
1981, 1983-86
- 5 Brian Blades, 1989, 1991,
1993-95
- 3 John L. Williams, 1989,
1990, 1992

Most Seasons, 50 or More Pass Receptions

- 10 Steve Largent, 1976,
1978-81, 1983-87
- 6 John L. Williams, 1988-93
- 5 Brian Blades, 1989, 1991,
1993-95

Most Pass Receptions, Season

- 81 Brian Blades, 1994
- 80 Brian Blades, 1993
- 79 Steve Largent, 1985



Most Pass Receptions, Rookie, Season

- 67 Joey Galloway, 1995
- 54 Steve Largent, 1976
- 42 Curt Warner, 1983

Most Pass Receptions, Game

- 15 Steve Largent, vs. Detroit 10/18/87
- 12 By 4 Players
(Last: Brian Blades, vs. New Orleans 9/1/91)

Most Consecutive Games, Pass Receptions

- 177 Steve Largent, 1977-89 (current)
- 52 Brian Blades, 1992-95
- 41 Sherman Smith, 1976-79

YARDS GAINED**Most Yards Gained, Career**

- 13,089 Steve Largent, 1976-89 (4th in NFL history)
- 7,117 Brian Blades, 1988-96
- 4,151 John L. Williams, 1986-93

Most Yards Gained, Season

- 1,287 Steve Largent, 1985
- 1,237 Steve Largent, 1979
- 1,224 Steve Largent, 1981

Most Yards, Rookie, Season

- 1,039 Joey Galloway, 1995
- 715 Daryl Turner, 1984
- 705 Steve Largent, 1976

Most Yards Gained, Game

- 261 Steve Largent, vs. Detroit 10/18/87
- 191 Steve Largent, vs. Denver 11/25/84
- 180 John L. Williams, vs. L.A. Raiders 12/18/88

Most Games, 100 or More Yards, Pass Receiving, Career

- 40 Steve Largent, 1976-89
- 17 Brian Blades, 1988-96
- 5 Sam McCullum, 1976-81
- Joey Galloway, 1995-96

Most Games, 100 or More Yards, Pass Receiving, Season

- 6 Steve Largent, 1979
- 5 Steve Largent, 1984
- Brian Blades, 1989

Most Consecutive Games, 100 or More Yards Receiving

- 2 By 6 Players
(Last: Steve Largent, 1985)

Longest Pass Reception

- 82 David Sims (from Jim Zorn) vs. Cincinnati 9/25/77 (TD)
- 80 By 4 Players
(Last: Brian Blades [from John Friesz] at Miami 10/6/96 [TD])

AVERAGE PER RECEPTION**Highest Average Per Reception, Career (100 Receptions)**

- 18.53 Daryl Turner, 1984-87 (101-1,872)

16.33 Joey Galloway, 1995-96 (124-2,026)

15.98 Steve Largent, 1976-89 (819-13,089)

Highest Average Per Reception, Season (50 Receptions)

- 18.74 Steve Largent, 1979 (66-1,237)
- 17.31 Joey Galloway, 1996 (57-987)
- 16.45 Steve Largent, 1978 (71-1,168)

Highest Average Per Reception, Game (5 Receptions)

- 27.80 Steve Largent, vs. Oakland 9/16/79 (5-139)
- 25.71 John L. Williams, vs. L.A. Raiders 12/18/88 (7-180)
- 23.60 By 2 Players
(Last: Byron Franklin, vs. San Diego 10/6/86 [5-118])

TOUCHDOWNS**Most Touchdowns, Career**

- 100 Steve Largent, 1976-89 (2nd in NFL history)
- 36 Daryl Turner, 1984-87
- 32 Brian Blades, 1988-96

Most Touchdowns, Season

- 13 Daryl Turner, 1985
- 12 Steve Largent, 1984
- 11 Steve Largent, 1983

Most Touchdowns, Rookie, Season

- 10 Daryl Turner, 1984
- 8 Brian Blades, 1988
- 7 Joey Galloway, 1995

Most Touchdowns, Game

- 4 Daryl Turner, vs. San Diego 9/15/85
- 3 By 3 Players
(Last: Steve Largent, vs. Detroit 10/18/87)

Most Consecutive Games, Touchdowns

- 5 Steve Largent, 1984
- 4 By 3 Players
(Last: Daryl Turner, 1985)

INTERCEPTIONS**Most Interceptions By, Career**

- 50 Dave Brown, 1976-86
- 42 Eugene Robinson, 1985-95
- 41 John Harris, 1978-85

Most Interceptions By, Season

- 10 John Harris, 1981
- Kenny Easley, 1984
- 9 Eugene Robinson, 1993

Most Interceptions By, Rookie, Season

- 4 John Harris, 1978
- 3 By 4 Players
(Last: Carlton Gray, 1993)

Most Interceptions By, Game

- 3 Kenny Easley, vs. San Diego 10/29/84
Eugene Robinson, at Pittsburgh 12/6/92
- 2 29 Times
(Last: Darryl Williams, vs. Buffalo 12/8/96)

Most Consecutive Games, Passes Intercepted By

- 4 John Harris, 1980
Eugene Robinson, 1991
- 3 By 5 Players
(Last: Eugene Robinson, 1993)

YARDS RETURNED**Most Yards Returned, Career**

- 643 Dave Brown, 1976-86
- 586 Eugene Robinson, 1985-95
- 528 Kenny Easley, 1981-87

Most Yards Returned, Season

- 179 Dave Brown, 1984
- 157 Eddie McMillan, 1977
- 155 Kenny Easley, 1981
John Harris, 1981

Most Yards Returned, Game

- 148 Dave Brown, vs. Kansas City 11/4/84
- 125 Kenny Easley, vs. Cleveland 12/20/81
- 91 Sammy Green, vs. San Francisco 10/7/79

Longest Return

- 91 Sammy Green, vs. San Francisco 10/7/79 (TD)
- 90 Dave Brown, vs. Kansas City 11/4/84 (TD)
- 82 Kenny Easley, vs. Cleveland 12/20/81 (TD)

TOUCHDOWNS**Most Touchdowns, Career**

- 5 Dave Brown, 1976-86
- 3 Keith Simpson, 1978-85
Kenny Easley, 1981-87

Most Touchdowns, Season

- 2 By 4 Players
(Last: Dave Brown and Keith Simpson, 1984)

Most Touchdowns, Game

- 2 Dave Brown, vs. Kansas City 11/4/84 (Ties NFL record)
- 1 27 Times
(Last: Darryl Williams, vs. San Diego 10/27/96)

PUNTING**Most Punts, Career**

- 506 Rick Tuten, 1991-96
- 299 Jeff West, 1981-85
- 257 Herman Weaver, 1977-80

Most Punts, Season

- 108 Rick Tuten, 1992
(Tied for 3rd in NFL history)
- 95 Jeff West, 1984
- 91 Rick Tuten, 1994

Most Punts, Rookie, Season

- 80 Rick Engles, 1976
- 79 Vince Gamache, 1986
- 47 Ruben Rodriguez, 1987
Jimmy Colquitt, 1985

Most Punts, Game

- 12 Rick Tuten, vs. Denver 11/28/93
- 11 By 3 Players
(Last: Rick Tuten, vs. Philadelphia 12/13/92 [OT])

Longest Punt

- 73 Rick Tuten, at Buffalo 10/15/95
- 68 Ruben Rodriguez, vs. Denver 9/4/88
- 66 Rick Tuten, vs. Buffalo 12/8/96

AVERAGE YARDAGE**Highest Average, Punting, Career (100 Punts)**

- 43.99 Rick Tuten, 1991-96
(506-22,261)
- 40.28 Ruben Rodriguez, 1987-89
(192-7,733)
- 39.62 Herman Weaver, 1977-80
(257-10,182)

Highest Average, Punting, Season (Qualifiers)

- 45.00 Rick Tuten, 1995
(83-3,735)
- 44.52 Rick Tuten, 1993
(90-4,007)
- 44.07 Rick Tuten, 1992
(108-4760)

Highest Average, Punting, Rookie, Season (Qualifiers)

- 40.00 Ruben Rodriguez, 1987
(47-1,880)
- 38.58 Vince Gamache, 1986
(79-3,048)
- 38.34 Rick Engles, 1976
(80-3,067)

Highest Average Punting, Game (Minimum 4 Punts)

- 55.20 Rick Tuten, vs. Buffalo 12/8/96 (5-276)
- 52.83 Rick Tuten, at Buffalo 10/15/95 (6-317)
- 52.50 Rick Tuten, at San Diego 10/4/92 (6-315)

Highest Net Punting Average, Season

- 38.74 Rick Tuten, 1992
- 37.27 Rick Tuten, 1993
- 36.90 Rick Tuten, 1991

INSIDE THE 20**Most Punts Inside the 20, Career**

- 133 Rick Tuten, 1991-96
- 73 Jeff West, 1981-85
- 49 Herman Weaver, 1977-80

Most Punts Inside the 20, Season

- 33 Rick Tuten, 1994
- 29 Rick Tuten, 1992
- 25 Jeff West, 1983

Most Punts Inside the 20, Game

- 6 Rick Tuten, vs. Minnesota 11/10/96

- 5 3 Times
(Last: Rick Tuten, at
Washington 9/4/94)

TOUCHBACKS

Most Touchbacks, Career

- 40 Rick Tuten, 1991-96
28 Jeff West, 1981-85
19 Herman Weaver, 1977-80

Most Touchbacks, Season

- 10 Jeff West, 1983
8 By 4 Players
(Last: Rick Tuten, 1995)

Most Touchbacks, Game

- 3 By 4 Players
(Last: Ruben Rodriguez,
vs. San Diego 10/29/89)

HAD BLOCKED

Most Punts Had Blocked, Career

- 6 Herman Weaver, 1977-80
3 Rick Engles, 1976-77
2 Rick Tuten, 1991-96

Most Punts Had Blocked, Season

- 3 Herman Weaver, 1979
2 Herman Weaver, 1980
Rick Engles, 1976

Most Punts Had Blocked, Game

- 2 Herman Weaver vs.
Kansas City 9/30/79
1 By 10 Players
(Last: Rick Tuten, at
Oakland 12/22/96)

PUNT RETURNS

Most Punt Returns, Career

- 94 Chris Warren, 1990-96
89 Bobby Joe Edmonds,
1986-88
74 Paul Johns, 1981-1984

Most Punt Returns, Season

- 41 Will Lewis, 1980
36 Joey Galloway, 1995
35 Bobby Joe Edmonds, 1988

Most Punt Returns, Rookie, Season

- 36 Joey Galloway, 1995
34 Rufus Crawford, 1978
Bobby Joe Edmonds, 1986

Most Punt Returns, Game

- 7 Walter Packer, vs. N.Y.
Jets 11/13/77
6 Bobby Joe Edmonds, vs.
L.A. Raiders 12/8/86
5 By 12 Players
(Last: Joey Galloway, vs.
Oakland 12/17/95)

FAIR CATCHES

Most Fair Catches, Career

- 60 Chris Warren, 1990-96
35 Kelvin Martin, 1993-94
26 Bobby Joe Edmonds,
1986-88

Most Fair Catches, Season

- 25 Chris Warren, 1992
20 Kelvin Martin, 1994
19 Chris Warren, 1991

Most Fair Catches, Game

- 5 James Jefferson, vs.
Denver 10/22/89
Chris Warren, vs.
Pittsburgh 10/20/91
Chris Warren, vs. Denver
11/30/92 (OT)

YARDS GAINED

Most Yards Gained, Career

- 1,010 Bobby Joe Edmonds,
1986-88
843 Paul Johns, 1981-84
819 Chris Warren, 1990-96

Most Yards Gained, Season

- 419 Bobby Joe Edmonds, 1986
360 Joey Galloway, 1995
349 Will Lewis, 1980

Most Yards Gained, Rookie, Season

- 419 Bobby Joe Edmonds, 1986
349 Will Lewis, 1980
360 Joey Galloway, 1995

Most Yards Gained, Game

- 105 Joey Galloway, vs. N.Y.
Giants 11/5/95
103 Bobby Joe Edmonds, vs.
Philadelphia 11/23/86
101 Bobby Joe Edmonds, vs.
Pittsburgh 9/7/86

Longest Punt Return

- 89 Joey Galloway, vs. N.Y.
Giants 11/5/95 (TD)
88 Joey Galloway, vs. Denver
9/8/96 (TD)
75 Will Lewis, vs. Denver
11/23/80 (TD)
Paul Johns, vs. L.A.
Raiders 10/16/83 (TD)
Bobby Joe Edmonds, vs.
Philadelphia 11/23/86
(TD)

AVERAGE YARDAGE

Highest Average, Career (Minimum 50 Returns)

- 11.39 Paul Johns, 1981-84
(74-843)
11.35 Bobby Joe Edmonds,
1986-88 (89-1,010)
10.16 Joey Galloway, 1995-96
(51-518)

SACK TIME

Defensive end Michael Sinclair tied a team record with four sacks versus the Denver Broncos on September 8th. Fellow end Michael McCrary equalled Sinclair's effort with four at Oakland on December 22nd. At the season's end McCrary coled the AFC with 13.5 sacks, while Sinclair had 13.0.

Highest Average, Season (Qualifiers)

- 12.55 Bobby Joe Edmonds, 1987
(20-251)
- 12.32 Bobby Joe Edmonds, 1986
(34-419)
- 11.29 Paul Johns, 1983
(28-316)

Highest Average, Rookie, Season (Qualifiers)

- 12.32 Bobby Joe Edmonds, 1986
(34-419)
- 11.06 Paul Johns, 1981
(16-177)
- 10.00 Joey Galloway, 1995
(36-360)

Highest Average, Game (Minimum 3 Returns)

- 32.00 Paul Johns, vs. L.A.
Raiders 10/16/83 (3-96)
- 29.33 Joey Galloway, vs. Denver
9/8/96 (adjusted: 3-88
actually: 2-88)
- 26.33 Paul Johns, vs. New
England 9/16/84 (3-79)

TOUCHDOWNS

Most Touchdowns, Career

- 2 Paul Johns, 1981-84
Joey Galloway, 1995-96
- 1 By 3 Players

Most Touchdowns, Season

- 1 By 7 Players
(Last: Joey Galloway,
1996)

Most Touchdowns, Rookie, Season

- 1 Will Lewis, 1980
Bobby Joe Edmonds, 1986
Joey Galloway, 1995

Most Touchdowns, Game

- 1 By 7 Players
(Last: Joey Galloway, vs.
Denver 9/8/96)

KICKOFF RETURNS

Most Kickoff Returns, Career

- 101 Bobby Joe Edmonds,
1986-88
- 86 Chris Warren, 1990-96
Steve Broussard, 1995-96

Most Kickoff Returns, Season

- 49 Zachary Dixon, 1983
- 43 Steve Broussard, 1995
Steve Broussard, 1996

Most Kickoff Returns, Game

- 8 Bobby Joe Edmonds, vs.
L.A. Raiders 11/30/87
- 7 By 3 Players
(Last: David Hughes, vs.
New England 9/16/84)

YARDS GAINED

Most Yards Gained, Career

- 2,228 Bobby Joe Edmonds,
1986-88
- 2,043 Steve Broussard, 1995-96
- 1,794 Chris Warren, 1990-96

Most Yards Gained, Season

- 1,148 Zachary Dixon, 1983
- 1,064 Steve Broussard, 1995
- 979 Steve Broussard, 1996

Most Yards Gained, Rookie, Season

- 829 Rufus Crawford, 1978
- 820 Al Hunter, 1977
- 764 Bobby Joe Edmonds, 1986

Most Yards Gained, Game

- 196 Jon Vaughn, at San Diego
10/30/94
- 174 Oliver Ross, vs. Detroit
10/24/76
- 173 Zachary Dixon, vs. St.
Louis 11/13/83

Longest Kickoff Return

- 97 James Jefferson, vs.
Kansas City 10/8/89 (TD)
- 94 Zachary Dixon, vs. St.
Louis 11/13/83 (TD)
- 93 Jon Vaughn, at San Diego
10/30/94 (TD)

HIGHEST YARDAGE

Highest Average, Career (50 Returns)

- 23.76 Steve Broussard, 1995-96
(86-2,043)
- 22.06 Bobby Joe Edmonds,
1986-88 (101-2,228)
- 22.01 Al Hunter, 1977-80
(78-1,717)

Highest Average, Season (Qualifiers)

- 24.74 Steve Broussard, 1995
(43-1,064)
- 24.06 Al Hunter, 1978
(16-385)
- 23.69 Rufus Crawford, 1978
(35-829)

Highest Average, Game (Minimum 3 Returns)

- 34.60 Zachary Dixon, vs. St.
Louis 11/13/83 (5-173)
- 34.33 David Hollis, vs. Kansas
City 12/27/87 (3-103)
- 34.00 Bobby Joe Edmonds, vs.
Denver 10/26/86 (3-102)

TOUCHDOWNS

Most Touchdowns, Career

- 1 Zachary Dixon, 1983-84
James Jefferson, 1989-93
Jon Vaughn, 1993-94

Most Touchdowns, Season

- 1 Zachary Dixon, 1983
James Jefferson, 1989
Jon Vaughn, 1994

Most Touchdowns, Rookie, Season

- 1 James Jefferson, 1989

Most Touchdowns, Game

- 1 Zachary Dixon, vs. St.
Louis 11/13/83
James Jefferson, vs.
Kansas City 10/8/89
Jon Vaughn, at San Diego
10/30/94

COMBINED KICK RETURNS

Most Combined Kick Returns, Career

- 190 Bobby Joe Edmonds, 1986-88 (89-P, 101-K)
- 180 Chris Warren, 1990-96 (94-P, 86-K)
- 102 Will Lewis, 1980-81 (57-P, 45-K)

Most Combined Kick Returns, Season

- 75 Bobby Joe Edmonds, 1988 (35-P, 40-K)
- 69 Rufus Crawford, 1978 (34-P, 35-K)
- 68 Bobby Joe Edmonds, 1986 (34-P, 34-K)

Most Combined Kick Returns, Game

- 9 Bobby Joe Edmonds, vs. L.A. Raiders 11/30/89 (1-P, 8-K)
Bobby Joe Edmonds, vs. L.A. Raiders 12/18/88 (3-P, 6-K)
- 8 By 10 Players (Last: David Hollis, vs. Green Bay 11/15/87 [4-P, 4-K])

YARDS GAINED

Most Yards Returned, Career

- 3,238 Bobby Joe Edmonds, 1986-88 (1,010-P, 2,228-K)
- 2,613 Chris Warren, 1990-96 (819-P, 1,794-K)
- 2,043 Steve Broussard, 1995-96 (2,043-K)

Most Yards Gained, Season

- 1,240 Bobby Joe Edmonds, 1988 (340-P, 900-K)
- 1,183 Bobby Joe Edmonds, 1986 (419-P, 764-K)
- 1,148 Zachary Dixon, 1983 (1,148-K)

Most Yards Returned, Game

- 196 Jon Vaughn, at San Diego 10/30/94 (196-K)
- 188 Bobby Joe Edmonds, vs. L.A. Raiders 12/18/88 (34-P, 154-K)
- 183 Bobby Joe Edmonds, vs. New England 9/21/86 (76-P, 107-K)

TOUCHDOWNS

Most Touchdowns, Career

- 2 Paul Johns, 1981-84 (2-P)
- 1 By 8 Players

Most Touchdowns, Season

- 1 By 10 Players (Last: Joey Galloway, 1996 [1-P])

Most Touchdowns, Game

- 1 By 10 Players (Last: Joey Galloway, vs. Denver 9/8/96 [1-P])

FUMBLES

Most Fumbles, Career

- 108 Dave Krieg, 1980-91
- 49 Jim Zorn, 1976-84
- 38 Curt Warner, 1983-89

Most Fumbles, Season

- 18 Dave Krieg, 1989
- 16 Dave Krieg, 1990
- 13 Rick Mirer, 1993

Most Fumbles, Game

- 6 Dave Krieg, vs. Kansas City 11/5/89
- 5 Dave Krieg, vs. San Diego 11/25/90 (OT)
- 4 By 2 Players (Last: Dan McGwire, vs. Indianapolis 12/4/94)

FUMBLES RECOVERED

Most Fumbles Recovered, Career, Own and Opponents

- 27 Dave Krieg, 1980-91 (27-own)
- 17 Jacob Green, 1980-91 (17-opp)
- 15 Eugene Robinson, 1985-95 (14-opp, 1-own)

Most Fumbles Recovered, Season, Own and Opponents


- 9 Dave Krieg, 1989 (9-own)
- 5 By 4 Players (Last: Rick Mirer, 1993 [5-own])

Most Fumbles Recovered, Game, Own and Opponents

- 3 Dave Krieg, vs. Chicago 12/20/87 (3-own)
Dave Krieg, vs. Kansas City 11/5/89 (3-own)
Rick Mirer, at Detroit 10/17/93 (3-own)

LONG DISTANCE

In 1996, John Friesz became the first Seahawks quarterback to have three touchdown passes of at least 50 yards in the same game. Friesz, who was making his first start of the season, connected with Joey Galloway from 51 and 65 yards out on a span of three plays in the first half. He then hit Brian Blades for the game-winner from 80 yards with 2:03 left to give the Seahawks a 22-15 win over the Dolphins at Miami on October 6. Galloway joined Ray Butler as the only receivers in franchise history to have two 50+ touchdown receptions in the same game.



OWN FUMBLES RECOVERED

Most Own Fumbles Recovered, Career

- 27 Dave Krieg, 1980-91
- 13 Curt Warner, 1983-89
- 12 Jim Zorn, 1976-84

Most Own Fumbles Recovered, Season

- 9 Dave Krieg, 1989
- 5 By 3 Players
(Last: Rick Mirer, 1993)

Most Own Fumbles Recovered, Game

- 3 Dave Krieg, vs. Chicago 12/20/87 (3-own)
- Dave Krieg, vs. Kansas City 11/5/89 (3-own)
- Rick Mirer, at Detroit 10/17/93 (3-own)

OPPONENTS' FUMBLES RECOVERED

Most Opponents' Fumbles Recovered, Career

- 17 Jacob Green, 1980-91
- 14 Eugene Robinson, 1985-95
- 11 By 3 Players

Most Opponents' Fumbles Recovered, Season

- 5 Nesby Glasgow, 1989
- 4 By 11 Players
(Last: Terry Wooden, 1991)

Most Opponents' Fumbles Recovered, Game

- 2 By 13 Players
(Last: Terry Wooden, at Oakland 12/22/96)

YARDS RETURNING FUMBLES

Longest Fumble Return

- 82 Antonio Edwards, at Denver 12/10/95 (TD)
- 79 Jacob Green, vs. N.Y. Jets 10/27/85 (TD)
- 62 John Harris, at N.Y. Jets 9/11/83
- Carlton Gray, vs. San Diego 10/27/96

TOUCHDOWNS

Most Touchdowns, Career (Total)

- 2 Jacob Green, 1980-91 (2-opp)
- Shelton Robinson, 1982-85 (2-opp)
- 1 By 11 Players

Most Touchdowns, Season (Total)

- 2 Shelton Robinson, 1983 (2-opp)
- 1 By 12 Players
(Last: Antonio Edwards and Corey Harris, 1995 [1-opp])

**Most Touchdowns, Career
(Opponents' Recovered)**

- 2 Jacob Green, 1980-91
Shelton Robinson, 1982-85
- 1 By 10 Players

**Most Touchdowns, Season
(Opponents' Recovered)**

- 2 Shelton Robinson, 1983
- 1 By 13 Players
(Last: Antonio Edwards
and Corey Harris, 1995)

**Most Touchdowns, Game
(Opponents' Recovered)**

- 1 By 15 Players
(Last: Corey Harris, vs.
Oakland 12/17/95)

COMBINED NET YARDS GAINED

Yards Gained Via Rushing,
Receiving, Interception Return,
Punt Return, Kickoff Return,
and Fumble Return

ATTEMPTS**Most Attempts, Career**

- 1,854 Curt Warner, 1983-89
- 1,689 Chris Warren, 1990-96
- 1,628 John L. Williams, 1986-93

Most Attempts, Season

- 379 Curt Warner, 1983
- 374 Chris Warren, 1994
- 365 Curt Warner, 1986

Most Attempts, Rookie, Season

- 379 Curt Warner, 1983
- 162 Sherman Smith, 1976
John L. Williams, 1986

Most Attempts, Game

- 36 Chris Warren, at New
England 9/19/93
- 35 Lamar Smith, at Detroit
10/17/96
- 34 Curt Warner, vs. San
Diego 9/15/85

YARDS GAINED**Most Yards Gained, Career**

- 13,396 Steve Largent, 1976-89
- 9,559 Chris Warren, 1990-96
- 8,673 John L. Williams, 1986-93

Most Yards Gained, Season

- 1,925 Chris Warren, 1992
- 1,868 Chris Warren, 1994
- 1,822 Curt Warner, 1986

**Most Yards Gained, Rookie,
Season**

- 1,774 Curt Warner, 1983
- 1,583 Joey Galloway, 1995
- 1,172 Bobby Joe Edmonds, 1986

Most Yards Gained, Game

- 261 Steve Largent, vs. Detroit
10/18/87
- 239 John L. Williams, vs. L.A.
Raiders 12/18/88
- 237 Joey Galloway, at
Jacksonville 11/12/95

TACKLES

Most Tackles, Career

- 984 Eugene Robinson, 1985-95
- 813 Keith Butler, 1978-87
- 779 Joe Nash, 1982-96

Most Tackles, Season

- 153 Terry Beeson, 1978
- 140 Michael Jackson, 1981
- 136 Michael Jackson, 1980

Most Tackles, Game

- 18 Terry Beeson, vs. Houston
11/2/77
Sammy Green, vs.
Minnesota 10/8/78
- 16 By 9 Players
(Last: Dean Wells, vs.
Green Bay 9/29/96)

SACKS

Most Sacks, Career

- 116.0 Jacob Green, 1980-91
- 63.0 Jeff Bryant, 1982-93
- 47.5 Joe Nash, 1982-96

Most Sacks, Season

- 16.0 Jacob Green, 1983
- 14.5 Jeff Bryant, 1984
- 14.0 Cortez Kennedy, 1992

Most Sacks, Game

- 4.0 Jacob Green, vs. N.Y.
Giants 10/19/86
Michael Sinclair, vs.
Denver 9/8/96
Michael McCrary, at
Oakland 12/22/96

FORCED FUMBLES

Most Forced Fumbles, Career

- 28 Jacob Green, 1980-91
- 14 Rufus Porter, 1988-94
- 13 Joe Nash, 1982-96
Bruce Scholtz, 1982-88

Most Forced Fumbles, Season

- 7 Jacob Green, 1985
- 6 Jacob Green, 1981
Dave Brown, 1983

Most Forced Fumbles, Game

- 2 By 14 Players
(Last: Michael Sinclair,
vs. Denver 10/1/95)

BLOCKED KICKS

Most Blocked Punts, Career

- 3 Kerry Justin, 1978-83,
1986-87
- 2 By 4 Players

Most Blocked Punts, Season

- 2 By 4 Players
(Last: Kerry Justin, 1986)

Most Blocked Punts, Game

- 1 By 20 Players
(Last: Michael Bates, at
Indianapolis 10/2/94)

Most Blocked Field Goals, Career

- 8 Joe Nash, 1982-96
- 2 By 4 Players

Most Blocked Field Goals, Season

- 3 Joe Nash, 1989
- 2 Mike White, 1982
- Joe Nash, 1984

Most Blocked Field Goals, Game

- 1 By 27 Players
(Last: Michael McCrary,
vs. Houston 11/3/96)

Most Blocked PATs, Career

- 3 Mike White, 1981-82
- 2 By 3 Players

Most Blocked PATs, Season

- 2 Mike White, 1981
- 1 By 11 Players
(Last: Terry Wooden,
1995)

Most Blocked PATs, Game

- 1 By 12 Players
(Last: Terry Wooden, vs.
San Diego 10/22/95)

Most Blocked Kicks (Field Goals and PATs), Career

- 10 Joe Nash, 1982-96
(8 FG, 2 PAT)
- 5 Mike White, 1981-82
(2 FG, 3 PAT)
- Jeff Bryant, 1982-93
(3 FG, 2 PAT)

Most Blocked Kicks (Field Goals and PATs), Season

- 3 Mike White, 1982
(2 FG, 1 PAT)
- Joe Nash, 1989 (3 FG)
- 2 By 4 Players
(Last: Jeff Bryant and
Joe Nash, 1985)

Most Blocked Kicks (Field Goals and PATs), Game

- 1 By 40 Players
(Last: Michael McCrary,
vs. Houston 11/3/96
[FG])

Longest Return of Blocked Punt

- 32 Jessie Green, vs. N.Y. Jets
10/19/80
- 26 Steve Raible, vs. Green
Bay 10/10/76
- 17 Autry Beamon, vs.
Baltimore 9/18/77

Longest Return of Blocked Field Goal (All TDs Except as Noted)

- 62 Paul Moyer, vs. Cleveland
10/9/88 (no TD)
- Vernon Dean, vs. L.A.
Rams 10/23/88
- 61 Robert Blackmon, vs.
Houston 11/3/96

TEAM RECORDS

ATTENDANCE

Largest Single Season Regular Season Home Attendance

- 494,104 1988 (61,763)
- 493,657 1984 (61,707)
- 492,921 1986 (61,615)

Largest Single Game Regular Season Home Attendance

- 65,536 vs. San Diego 9/18/94
(at Husky Stadium)
- 64,411 vs. Denver 12/15/84
- 64,060 vs. L.A. Raiders 11/3/85

Largest Single Game Regular Season Road Attendance

- 81,201 at L.A. Raiders 12/15/85
- 78,847 at Kansas City 10/23/94
- 78,605 at Cleveland 10/9/88

GAMES WON

Most Consecutive Games Won (Regular Season)

- 8 1984
- 5 1986
- 4 1983-84

Most Consecutive Games Without Defeat (Regular Season)

- 8 1984
- 5 1986
- 4 1983-84

Most Games Won, Season

- 12 1984
- 10 1986
- 9 5 Times (Last: 1990)

Most Consecutive Games Won, One Season

- 8 1984
- 5 1986
- 3 10 Times (Last: 1996)

Most Consecutive Games Won, Start of Season

- 3 1986
- 2 1984, 1985, 1988, 1994

Most Consecutive Games Won, End of Season

- 5 1986
- 2 5 Times (Last: 1990)

Most Consecutive Home Games Won

- 8 1983-84
- 5 1987
- 1990-91

Most Consecutive Road Games, Won

- 5 1979-80
- 4 1984
- 3 1978, 1989, 1990, 1995

Most Shutout Games Won or Tied, Season

- 3 1984
- 2 1986
- 1 3 Times (Last: 1982)

Most Consecutive Shutout Games Won or Tied, Season

- 2 1984
- 1 6 Times (Last: 1986 [twice])

Most Consecutive Overtime Games Won, Season

- 2 1990
(Ties NFL record)
- 1 2 Times (Last: 1992)

GAMES LOST

Most Consecutive Games Lost

- 10 1980-81
- 9 1976-77
- 8 1992

Most Games Lost, Season

- 14 1992
- 12 1976, 1980
- 10 1981, 1993, 1994

Most Consecutive Games Lost, One Season

- 9 1980
- 8 1992
- 6 1994

Most Consecutive Games Lost, Start of Season

- 5 1976
- 4 1977
- 3 1990, 1996

Most Consecutive Games Lost, End of Season

- 9 1980
- 5 1976
- 4 1992

Most Consecutive Home Games Lost

- 8 1980
- 5 1992
- 4 1976, 1976-77, 1992, 1996

Most Consecutive Road Games Lost

- 8 1976-77, 1980-81
- 7 1992-93
- 5 1986, 1993, 1994-95

Most Shutout Games Lost or Tied, Season

- 2 1992
- 1 5 Times (Last: 1990)

Most Consecutive Shutout Games, Lost or Tied, Season

- 2 1992
- 1 5 Times (Last: 1990)

Most Consecutive Overtime Games Lost, Season

- 1 8 Times (Last: 1995)

SCORING

POINTS**Most Points, Season**

- 418 1984
- 403 1983
- 378 1979

Fewest Points, Season

- 127 1982 (9 games)
- 140 1992

(NFL record for 16 game season)

- 229 1976 (14 games)

Most Points, Game

- 56 vs. Buffalo 10/30/77
- 51 vs. Kansas City 11/27/83 (OT)
- 49 vs. San Diego 9/15/85

Fewest Points, Game

- 0 8 Times
(Last: vs. L.A. Raiders 10/18/92)

Most Points, Both Teams, Game

- 99 Seattle (51) vs. Kansas City (48) 11/27/83 (OT)
- 84 Seattle (49) vs. San Diego (35) 9/15/85
- 80 Seattle (43) at L.A. Raiders (37) 12/18/88

Fewest Points, Both Teams, Game

- 14 Seattle (14) vs. Washington (0) 9/28/80
- 16 4 Times
(Last: Seattle [6] at Denver [10] 12/20/92)

Most Points, Shutout Victory, Game

- 45 vs. Kansas City 11/4/84
- 37 vs. L.A. Raiders 12/8/86
- 33 vs. Cleveland 9/3/84

Fewest Points, Shutout Victory, Game

- 14 vs. Washington 9/28/80
- 16 vs. Pittsburgh 11/28/82
- 17 vs. N.Y. Jets 11/13/77

Most Points Overcome to Win Game

- 20 at Denver 12/10/95
(Trailed 0-20, Won 31-27)
- 18 vs. Pittsburgh 11/8/81
(Trailed 3-21, Won 24-21)
- 14 2 Times
(Last: vs. Kansas City 11/27/83 [OT] [Trailed 14-28, Won 51-48])

Most Points, Each Half

- 1st:** 42 vs. Buffalo 10/30/77
- 34 vs. Kansas City 12/11/77
- 31 vs. Kansas City 11/4/84
- vs. Kansas City 9/11/88
- 2nd:** 37 vs. Kansas City 11/27/83 (OT) (Includes 3 points in overtime)
- 35 vs. San Diego 9/15/85
- 31 vs. L.A. Raiders 10/16/83
- vs. New England 9/21/86

Most Points, One Quarter

- 28 4 Times
(Last: vs. Kansas City 9/11/88 [2nd])

Most Points, Each Quarter

- 1st:** 21 vs. Cincinnati 9/6/81
- vs. Detroit 10/18/87
- vs. N.Y. Giants 11/5/95
- 2nd:** 28 vs. Buffalo 10/30/77
- vs. Kansas City 11/4/84
- vs. Kansas City 9/11/88

- 3rd:** 28 vs. San Diego 9/15/85
 24 vs. Chicago 11/5/78
 20 vs. Kansas City 9/20/87
 vs. Chicago 12/20/87
- 4th:** 24 vs. New England 9/21/86
 21 vs. Detroit 9/24/78
 at Denver 12/10/95
- OT:** 3 4 Times (Last: vs.
 Denver 11/30/92)

GAMES

Most Consecutive Games

Scoring

- 112 1982-89
 73 1992-96 (current)
 36 1990-92

TOUCHDOWNS

Most Touchdowns, Season

- 51 1984
 50 1983
 46 1979, 1987

Fewest Touchdowns, Season

- 14 1982 (9 games)
 1992
 27 1996

Most Touchdowns, Game

- 8 vs. Buffalo 10/30/77
 7 vs. San Diego 9/15/85
 6 5 Times
 (Last: vs. Denver
 12/11/88)

Most Touchdowns, Both Teams, Game

- 13 Seattle (6) vs. Kansas
 City (7) 11/27/83 (OT)
 12 Seattle (7) vs. San Diego
 (5) 9/15/85
 10 3 Times
 (Last: Seattle [4] vs.
 Green Bay [6] 10/15/78)

Most Consecutive Games

Scoring Touchdowns

- 48 1982-85
 34 1985-88
 30 1977-79

POINTS AFTER TOUCHDOWN

Most Points After Touchdown, Season

- 50 1984
 49 1983
 44 1987

Fewest Points After Touchdown, Season

- 13 1982 (9 games)
 14 1992
 25 1994

Most Points After Touchdown, Game

- 8 vs. Buffalo 10/30/77
 7 vs. San Diego 9/15/85
 6 6 Times
 (Last: at Jacksonville
 11/12/95)

Most Points After Touchdown, Both Teams, Game

- 12 Seattle (6) vs. Kansas
 City (6) 11/27/83 (OT)
 10 2 Times
 (Last: Seattle [4] vs.
 Green Bay [6] 10/15/78)

TWO-POINT CONVERSIONS

(Two-point conversion rule was adopted in 1994)

Most Two-Point Conversion Attempts, Season

- 6 1994, 1996
 2 1995

Most Two-Point Conversion Attempts, Game

- 2 at Kansas City 10/23/94
 vs. San Diego 10/22/95
 1 10 Times
 (Last: at Oakland
 12/22/96)

Most Two-Point Conversions Made, Season

- 4 1994, 1996

Most Two-Point Conversions Made, Game

- 2 at Kansas City 10/23/94
 1 8 Times
 (Last: at Oakland
 12/22/96)

FIELD GOALS

Most Field Goals Attempted, Season

- 35 1986
 34 1996
 32 1990

Fewest Field Goals Attempted, Season

- 14 1982 (9 games)
 16 1976
 18 1977

Most Field Goals Attempted, Game

- 6 vs. Kansas City 9/20/87
 5 4 Times
 (Last: vs. Houston
 11/3/96)

Most Field Goals Attempted, Both Teams, Game

- 9 at Seattle (5) vs. Houston
 (4) 11/3/96
 8 Seattle (5) vs. L.A.
 Raiders (3) 12/18/88
 Seattle (2) at San Diego
 (6) 9/5/93

Most Field Goals, Season

- 28 1996
 25 1991
 23 1990, 1993, 1995

Fewest Field Goals, Season

- 9 1976, 1977
 10 1982 (9 games)

Most Field Goals, Game

- 5 vs. Kansas City 9/20/87
 vs. L.A. Raiders 12/18/88
 4 9 Times
 (Last: vs. Buffalo
 12/8/96)

Most Field Goals, Both Teams, Game

- 8 Seattle (5) vs. L.A.
 Raiders (3) 12/18/88
 7 Seattle (1) at San Diego
 (6) 9/5/93
 Seattle (1) vs. Cincinnati
 11/6/93 (6) (OT)

Most Consecutive Games Scoring Field Goals

15	1990-91
10	1978-79
9	1983-84
	1995

SAFETIES**Most Safeties, Season**

4	1993	(ties NFL record)
1	7 Times	(Last: 1995)

Most Safeties, Game

1	11 Times	(Last: at Jacksonville 11/12/95)
---	----------	----------------------------------

Most Safeties, Both Teams, Game

2	Seattle (0) vs. Denver (2) 1/2/83	Seattle (1) vs. Cleveland (1) 11/14/93
1	29 Times	(Last: Seattle [0] at Oakland [1] 12/22/96)

FIRST DOWNS**Most Seasons Leading League**

1	1978
---	------

Most First Downs, Season

345	1978
315	1979
311	1995

Fewest First Downs, Season

159	1982 (9 games)
207	1992
237	1976

Most First Downs, Game

34	vs. San Diego 11/22/87	
33	vs. Kansas City 11/27/83 (OT)	
30	3 Times	(Last: vs. Denver 12/11/88)

Fewest First Downs, Game

1	vs. L.A. Rams 11/4/79	
2	vs. New England 12/4/88	
6	3 Times	(Last: at Dallas 10/11/92)

Most First Downs, Rushing, Season

150	1978
131	1983
125	1988

Fewest First Downs, Rushing, Season

51	1982 (9 games)
75	1976
76	1992

Most First Downs, Rushing, Game

19	vs. San Diego 11/22/87
18	vs. Kansas City 11/27/83 (OT)
16	vs. Denver 12/11/88

Fewest First Downs, Rushing, Game

0	vs. L.A. Rams 11/4/79	vs. New England 12/4/88	vs. L.A. Raiders 10/18/92
---	-----------------------	-------------------------	---------------------------

Most First Downs, Passing, Season

180	1989
179	1985
171	1979, 1984, 1995

Fewest First Downs, Passing, Season

89	1982 (9 games)
114	1992
116	1977

Most First Downs, Passing, Game

21	vs. Denver 11/20/83
20	vs. Denver 12/15/84
18	vs. San Diego 10/29/89

Fewest First Downs, Passing, Game

1	vs. L.A. Rams 11/4/79	
2	4 Times	(Last: at Chicago 9/9/90)

Most First Downs, Penalty, Season

39	1978
28	1994
27	1987, 1988, 1996

Fewest First Downs, Penalty, Season

10	1986
14	1991
16	1983

Most First Downs, Penalty, Game

6	vs. N.Y. Jets 9/17/78	vs. San Diego 11/16/81	vs. San Diego 9/18/94
---	-----------------------	------------------------	-----------------------

NET YARDS GAINED RUSHING AND PASSING**Most Plays, Season**

1090	1985
1072	1978
1046	1979

Fewest Plays, Season

589	1982 (9 games)
869	1977
882	1976

ALOHA

Defensive tackle Cortez Kennedy made his franchise record sixth straight appearance in the AFC-NFC Pro Bowl game after the 1996 season. Only wide receiver Steve Largent, with seven Pro Bowl selections, has more in franchise history. Four of Kennedy's appearances have been as a starter.

Most Plays, Game

85	vs. Kansas City 11/27/83 (OT)
84	vs. Kansas City 9/29/85 vs. San Diego 11/22/87

Fewest Plays, Game

35	vs. L.A. Rams 11/4/79
41	vs. New England 12/4/88
42	vs. Washington 12/23/89

Most Net Yards Gained, Season

5557	1979
5511	1978
5409	1986

Fewest Net Yards Gained, Season

2594	1982 (9 games)
3374	1992
4062	1976

Most Net Yards Gained, Game

559	vs. Buffalo 10/30/77
536	vs. Denver 12/20/86
531	vs. Kansas City 11/27/83 (OT)

Fewest Net Yards Gained, Game

-7	vs. L.A. Rams 11/4/79 (NFL record)
62	at Dallas 10/11/92
65	vs. New England 12/4/88

Most Consecutive Games, 400 or More Yards Gained

4	1986
2	4 Times (Last: 1988)

Most Consecutive Games, 300 or More Yards Gained

7	1978-79
6	1980, 1986

Highest Average Gain, Season

5.38	1986 (1,005-5,409)
5.31	1979 (1,046-5,557)
5.16	1996 (974-5,024)

Lowest Average Gain, Season

4.40	1982 (589-2,594 (9 games))
4.55	1989 (1,010-4,596)
4.57	1994 (1,018-4,652)

RUSHING

ATTEMPTS**Most Rushing Attempts, Season**

561	1978
546	1983
517	1988

Fewest Rushing Attempts, Season

227	1982 (9 games)
374	1976
394	1991

Most Rushing Attempts, Game

57	vs. N.Y. Jets 9/11/83
56	vs. San Diego 9/18/83
54	vs. San Diego 11/22/87

Fewest Rushing Attempts, Game

7	vs. L.A. Raiders 11/17/91
9	vs. Washington 12/23/89
12	3 Times (Last: vs. Atlanta 12/15/91)

YARDS GAINED**Most Yards Gained Rushing, Season**

2394	1978
2300	1986
2178	1995

Fewest Yards Gained Rushing, Season

795	1982 (9 games)
1392	1989
1413	1976

Most Yards Gained Rushing, Game

298	vs. Denver 12/20/86
280	vs. Kansas City 11/27/83 (OT)
277	vs. San Diego 11/22/87

Fewest Yards Gained Rushing, Game

20	vs. New England 12/4/88
23	vs. L.A. Rams 11/4/79 vs. L.A. Raiders 11/17/91

AVERAGE GAIN**Highest Average Gain, Rushing, Season**

4.57	1995 (477-2,178)
5.52	1996 (442-1,997)
4.48	1986 (513-2,300)

Lowest Average Gain, Rushing, Season

3.32	1984 (495-1,645)
3.44	1989 (405-1,392)
3.50	1982 (227-795) (9 games)

TOUCHDOWNS**Most Touchdowns, Rushing, Season**

28	1978
24	1979
20	1995

Fewest Touchdowns, Rushing, Season

4	1982 (9 games) 1992
5	1989

Most Touchdowns, Rushing, Game

4	7 Times (Last: at Jacksonville 11/12/95)
---	--

PASSING

ATTEMPTS**Most Passes Attempted, Season**

575	1985
559	1989
523	1979

Fewest Passes Attempted, Season

326	1982 (9 games)
387	1977
405	1987

Most Passes Attempted, Game

61	vs. Kansas City 9/29/85
51	3 Times (Last: vs. L.A. Rams 9/23/85)

Fewest Passes Attempted, Game

- 14 vs. Kansas City 12/11/77
- 15 vs. Pittsburgh 12/6/87
- 16 3 Times
(Last: vs. Cincinnati
11/18/84)

Most Passes Attempted, Both Teams, Game

- 84 Seattle (42) vs. San Diego (42) 12/14/80
- Seattle (46) vs. Kansas City (38) 12/9/84
- Seattle (31) vs. Phoenix (53) 12/19/93 (OT)

Fewest Passes Attempted, Both Teams, Game

- 30 Seattle (20) vs. New England (10) 12/4/88
- 33 Seattle (15) vs. Pittsburgh (18) 12/6/87
- 38 Seattle (23) vs. New England (15) 10/9/77

COMPLETIONS**Most Passes Completed, Season**

- 316 1989
- 307 1981
- 304 1985

Fewest Passes Completed, Season

- 175 1977
- 176 1982 (9 games)
- 229 1976

Most Passes Completed, Game

- 33 vs. Atlanta 10/13/85
- 31 vs. Kansas City 9/27/81 vs. Denver 11/20/83

Fewest Passes Completed, Game

- 2 vs. L.A. Rams 11/4/79
- 4 vs. L.A. Raiders 10/16/83
- 5 vs. New England 10/9/77 at Oakland 12/22/96

Most Passes Completed, Both Teams, Game

- 56 Seattle (22) vs. San Diego (34) 9/15/85
- 54 Seattle (25) vs. San Diego (29) 10/9/83
- 52 Seattle (25) vs. N.Y. Jets (27) 11/2/86

Fewest Passes Completed, Both Teams, Game

- 14 Seattle (5) vs. New England (9) 10/9/77
- Seattle (9) vs. New England (5) 12/4/88
- 17 Seattle (10) vs. Cleveland (7) 12/18/77

YARDS GAINED**Most Net Yards Gained, Passing, Season**

- 3590 1979
- 3427 1981
- 3423 1984

Fewest Net Yards Gained, Passing, Season

- 1778 1992
- 1799 1982 (9 games)
- 2328 1977

Most Net Yards Gained, Passing, Game

- 406 vs. Denver 11/25/84
- 391 vs. New Orleans 11/18/79
- 389 vs. L.A. Raiders 12/18/88

Fewest Net Yards, Gained Passing, Game

- 30 vs. L.A. Rams 11/4/79
- 2 vs. L.A. Raiders 10/16/83
- 13 at Oakland 12/22/96

TIMES SACKED**Most Times Sacked, Season**

- 67 1992
- 53 1985
- 51 1980

Fewest Times Sacked, Season

- 21 1977
- 23 1979
- 28 1976

Most Times Sacked, Game

- 9 vs. Kansas City 11/11/90
- 8 vs. Cleveland 9/12/82 vs. Dallas 12/4/83 at Denver 12/20/92

COMPLETION PERCENTAGE**Highest Completion Percentage, Season**

- 59.42 1991 (488-290)
- 59.16 1986 (453-268)
- 59.15 1990 (448-265)

Lowest Completion Percentage, Season

- 45.22 1977 (387-175)
- 47.71 1976 (480-229)
- 48.32 1992 (476-230)

TOUCHDOWNS**Most Touchdowns, Passing, Season**

- 32 1984
- 31 1987
- 28 1985

Fewest Touchdowns, Passing, Season

- 9 1982 (9 games) 1992
- 13 1976, 1993, 1994

Most Touchdowns, Passing, Game

- 5 vs. Detroit 12/2/84 vs. San Diego 9/15/85 vs. L.A. Raiders 11/28/88

Most Touchdowns, Passing, Both Teams, Game

- 10 Seattle (5) vs. San Diego (5) 9/15/85
- 7 5 Times
(Last: Seattle [3] vs. Phoenix [4] 9/17/89)

PASSES HAD INTERCEPTED**Most Passes Had Intercepted, Season**

- 32 1977
- 30 1976
- 26 1984, 1991

Fewest Passes Had Intercepted, Season

- 9 1994
- 13 1982 (9 games)
- 14 1986

Most Passes Had Intercepted, Game

- 6 vs. Detroit 10/24/76
vs. Kansas City 12/9/84
- 5 2 Times
(Last: vs. Kansas City
9/29/85)

PUNTING

Most Punts, Season

- 108 1992
- 95 1984
- 91 1985, 1993, 1994

Fewest Punts, Season

- 49 1982 (9 games)
- 61 1987
- 64 1977

Most Punts, Game

- 12 vs. Denver 11/28/93
- 11 3 Times
(Last: vs. Philadelphia
12/13/92 [OT])

Fewest Punts, Game

- 1 8 Times
(Last: vs. Detroit
12/30/90)

AVERAGE YARDAGE**Highest Average Distance, Punting, Season**

- 45.00 1995 (83-3,735)
- 44.07 1992 (108-4,760)
- 44.03 1993 (91-4,007)

Lowest Average Distance, Punting, Season

- 36.89 1978 (69-2,543)
- 37.40 1976 (82-3,067)
- 37.55 1984 (95-3,567)

HAD BLOCKED**Most Punts Had Blocked, Season**

- 3 1979
- 2 1977, 1980

Most Punts Had Blocked, Game

- 2 vs. Kansas City 9/30/79
- 1 9 Times
(Last: at Oakland
12/22/96)

Most Consecutive Punts Without A Block

- 612 1980-88
- 521 1989-93
- 254 1993-96

INSIDE THE 20**Most Punts Inside the Opponents' 20 Yard Line, Season**

- 33 1994
- 29 1992
- 25 1983

Fewest Punts Inside the Opponents' 20 Yard Line, Season

- 9 1982 (9 games)
- 10 1986
- 11 1977, 1979, 1991

Most Punts Inside the Opponents' 20 Yard Line, Game

- 6 vs. Minnesota 11/10/96
- 5 vs. New England 12/18/83
vs. Denver 11/30/92 (OT)
at Washington 9/4/94

PUNT RETURNS

Most Punt Returns, Season

- 53 1985
- 44 1984
- 41 1981

Fewest Punt Returns, Season

- 21 1982 (9 games)
- 30 1989
- 31 1977

Most Punt Returns, Game

- 7 vs. Tampa Bay 10/17/76
vs. N.Y. Jets 11/13/77
- 6 3 Times
(Last: vs. L.A. Raiders
12/8/86)

Fewest Punt Returns, Game

- 0 24 Times
(Last: at Denver
12/1/96)

FAIR CATCHES**Most Fair Catches, Season**

- 27 1992
- 23 1994
- 20 1991

Fewest Fair Catches, Season

- 4 1977
- 5 1978
- 6 4 Times
(Last: 1983)

PRIME TIME

The Seahawks will make one national television appearance in 1997 when they host the San Francisco 49ers in the season's finale weekend. The Sunday, December 21st game will be televised by ESPN. Since their first appearance in 1979, Seattle has posted an 18-10 record in prime time. On ABC's Monday Night Football, Seattle is 11-5; on ESPN 7-2; and 0-3 on TNT. The Oakland Raiders are the Seahawks most common prime time opponent, the two teams having played nine times, with Seattle leading 5-4. Denver and San Diego have been the opposition four times.

Most Fair Catches, Game
5 4 Times
(Last: vs. Denver
11/30/92 [OT])

Fewest Kickoff Returns, Game
0 4 Times
(Last: at Detroit
10/17/93)

YARDS GAINED

Most Yards, Punt Returns, Season

484 1984
483 1985
457 1986

Fewest Yards, Punt Returns, Season

217 1977
228 1982 (9 games)
246 1976

Most Yards, Punt Returns, Game

105 vs. N.Y. Giants 11/5/95
103 vs. Philadelphia 11/23/86
101 vs. Pittsburgh 9/7/86

Fewest Yards, Punt Returns, Game

-2 vs. Washington 9/19/76
at N.Y. Giants 10/25/92
at Kansas City 9/15/96

AVERAGE YARDS RETURNING PUNTS

Highest Average, Punt Returns, Season

11.72 1986 (39-457)
11.00 1984 (44-484)
10.86 1982 (21-228) (9 games)

Lowest Average, Punt Returns, Season

6.31 1976 (39-246)
7.00 1977 (31-217)
7.45 1992 (38-283)

TOUCHDOWNS RETURNING PUNTS

Most Touchdowns, Punt Returns, Season

1 7 Times
(Last: 1996)

Most Touchdowns, Punt Returns, Game

1 7 Times
(Last: vs. Denver
9/8/96)

KICKOFF RETURNS

Most Kickoff Returns, Season

79 1976
73 1977
1980

Fewest Kickoff Returns, Season

29 1982 (9 games)
50 1990, 1992, 1993

Most Kickoff Returns, Game

9 vs. New Orleans 11/21/76
vs. Kansas City 11/27/83
(OT)
8 9 Times
(Last: vs. Denver
11/26/89)

YARDS GAINED

Most Yards, Kickoff Returns, Season

1,620 1995
1,605 1976
1,575 1983

Fewest Yards, Kickoff Returns, Season

544 1982 (9 games)
885 1992
931 1993

Most Yards, Kickoff Returns, Game

251 vs. New Orleans 11/21/76
209 vs. Kansas City 11/27/83
(OT)
204 vs. San Diego 12/10/78

Fewest Yards, Kickoff Returns, Game

0 4 Times
(Last: at Detroit
10/17/93)

AVERAGE YARDAGE

Highest Average, Kickoff Returns, Season

22.54 1978 (67-1,510)
22.50 1995 (72-1,620)
22.18 1983 (71-1,575)

Lowest Average, Kickoff Returns, Season

17.70 1992 (50-885)
18.52 1981 (69-1,278)
18.62 1993 (50-931)

TOUCHDOWNS

Most Touchdowns, Kickoff Returns, Season

1 3 Times
(Last: 1994)

Most Touchdowns, Kickoff Returns, Game

1 at St. Louis 11/13/83
vs. Kansas City 10/8/89
at San Diego 10/30/94

FUMBLES

Most Fumbles, Season

43 1989
41 1981
38 1980

Fewest Fumbles, Season

21 1982 (9 games)
24 1984, 1995, 1996

Most Fumbles, Game

8 vs. Houston 11/20/77
vs. Kansas City 11/5/89
at Arizona 10/29/95 (OT)

Fewest Fumbles, Game

0 38 Times
(Last: vs. Buffalo
12/8/96)

FUMBLES LOST

Most Fumbles Lost, Season

- 23 1981
- 20 1983
- 19 1978, 1994

Fewest Fumbles Lost, Season

- 9 1995
- 11 1982 (9 games)
- 12 1996

Most Fumbles Lost, Game

- 5 vs. Green Bay 10/15/78
vs. Denver 12/13/81
- 4 4 Times
(Last: vs. Kansas City
11/5/89)

Fewest Fumbles Lost, Game

- 0 105 Times
(Last: at Buffalo
12/8/96)

FUMBLES RECOVERED

Most Fumbles Recovered, Season, Own and Opponents

- 44 1983 (16 own, 28 opp)
- 42 1989 (29 own, 13 opp)
- 41 1981 (14 own, 27 opp)

Fewest Fumbles Recovered, Season, Own and Opponents

- 19 1982 (10 own, 9 opp)
(9 games)
- 20 1995 (11 own, 9 opp)
- 21 1977 (10 own, 11 opp)
1986 (7 own, 14 opp)

Most Fumbles Recovered, Game, Own and Opponents

- 8 vs. Cleveland 12/20/81
(1 own, 7 opp)
- 7 vs. Chicago 12/20/87
(4 own, 3 opp)
vs. San Diego 11/25/90
(4 own, 3 opp)

Most Own Fumbles Recovered, Season

- 29 1989
- 22 1980
- 18 1992

Fewest Own Fumbles Recovered, Season

- 7 1986
- 8 1984
- 9 1976, 1991

Most Opponents Fumbles Recovered, Season

- 28 1983
- 27 1981
- 25 1984

Fewest Opponents Fumbles Recovered, Season

- 9 1982 (9 games)
1995
- 11 1977, 1980, 1994

Most Opponents Fumbles Recovered, Game

- 7 vs. Cleveland 12/20/81
- 6 at Oakland 12/22/96
- 5 vs. L.A. Raiders 10/16/83
vs. Cleveland 11/14/93

TOUCHDOWNS

Most Touchdowns, Fumbles Recovered, Season, Own and Opponents


- 2 1981 (2 opp)
1983 (2 opp)
1993 (2 opp)
1995 (2 opp)

Most Touchdowns, Opponents Fumbles Recovered, Season

- 2 1981, 1983, 1993, 1995

Most Touchdowns, Fumbles Recovered, Game, Own and Opponents

- 1 15 Times
(Last: vs. Oakland
12/17/95 [opp])



TURNOVERS

(Number of times losing the ball on interceptions and fumbles)

Most Turnovers, Season

- 48 1976 (30 ints, 18 fums)
- 45 1977 (32 ints, 13 fums)
- 43 1991 (26 ints, 17 fums)

Fewest Turnovers, Season

- 24 1982 (13 ints, 11 fums)
(9 games)
- 27 1986 (14 ints, 13 fums)
- 28 1994 (9 ints, 19 fums)

Most Turnovers, Game

- 8 vs. Detroit 10/24/76
(6 ints, 2 fums)
vs. Denver 11/20/83
(4 ints, 4 fums)
- 7 3 Times
(Last: at Arizona
10/29/95 [OT] [4 ints, 3
fums])

Most Turnovers, Both Teams, Game

- 14 Seattle (4) vs. Cleveland
(10) 12/20/81
- 11 Seattle (7) vs. Kansas
City (4) 9/29/85
Seattle (8) at Arizona (3)
10/29/95 (OT)

Fewest Turnovers, Both Teams, Game

- 0 Seattle (0) vs. L.A.
Raiders (0) 12/18/94
- 1 13 Times
(Last: Seattle [0] at
Jacksonville [1]
12/15/96)

PENALTIES

Fewest Penalties, Season

- 59 1982 (9 games)
- 76 1977
- 79 1987, 1989

Most Penalties, Season

- 128 1984
- 114 1994
- 112 1996

Fewest Penalties, Game

- 0 vs. Pittsburgh 12/6/87
- 1 vs. St. Louis 9/12/76
vs. L.A. Raiders 12/18/88

Most Penalties, Game

- 17 vs. Green Bay 10/21/84
- 15 vs. Tampa Bay 10/17/76
vs. San Diego 10/9/83

Fewest Penalties, Both Teams, Game

- 5 Seattle (3) vs. Detroit (2)
12/2/84
Seattle (5) vs. New
Orleans (0) 11/10/85
Seattle (3) vs. Kansas
City (2) 12/1/91

Most Penalties, Both Teams, Game

- 35 Seattle (15) vs. Tampa

- Bay (20) 10/17/76
- 28 Seattle (17) vs. Green
Bay (11) 10/21/84
- 24 Seattle (10) vs. L.A.
Raiders (14) 11/3/85

YARDS PENALIZED

Fewest Yards Penalized, Season

- 523 1982 (9 games)
- 666 1977
- 668 1987

Most Yards Penalized, Season

- 1,179 1984
- 918 1992
- 903 1979

Fewest Yards Penalized, Game

- 0 vs. Pittsburgh 12/6/87
- 10 vs. L.A. Raiders 12/18/88
vs. Kansas City 11/5/89
vs. Buffalo 12/8/96

Most Yards Penalized, Game

- 145 vs. Denver 12/8/79
- 129 at Jacksonville 11/12/95
- 128 vs. Green Bay 10/21/84

Fewest Yards Penalized, Both Teams, Game

- 27 Seattle (20) vs. Kansas
City (7) 12/1/91
- 30 Seattle (20) vs. Detroit
(10) 12/2/84
- 34 Seattle (10) vs. L.A.
Raiders (24) 12/18/88

Most Yards Penalized, Both Teams, Game

- 310 Seattle (120) vs. Tampa
Bay (190) 10/17/76
- 273 Seattle (145) vs. Denver
(128) 12/8/79
- 236 Seattle (45) vs.
Philadelphia (191)
12/13/92 (OT)

TIME OF POSSESSION

Highest Average Time of Possession, Season

- 30:47 1990
- 30:46 1984
- 30:35 1987

Lowest Average Time of Possession, Season

- 28:01 1996
- 28:04 1982
- 28:38 1988

Highest Time of Possession, Game

- 41:35 vs. San Diego 11/22/87
- 40:21 vs. Denver 10/22/89
(OT)
- 39:55 vs. Pittsburgh 10/20/91

Lowest Time of Possession, Game

- 14:28 vs. L.A. Rams 11/4/79
- 17:10 vs. San Francisco 9/25/88
- 17:58 vs. New England 12/19/82

DEFENSIVE RECORDS

SCORING

Fewest Points Allowed, Season

147 1982 (9 games)
261 1991
282 1984

Most Points Allowed, Season

429 1976
408 1980
397 1983

Fewest Points Allowed, Game

0 8 Times (Last: vs. L. A. Raiders 12/8/86)

Most Points Allowed, Game

51 vs. New Orleans 11/21/76
vs. Dallas 11/27/80
48 vs. Kansas City 11/27/83 (OT)

Fewest Touchdowns Allowed, Season

18 1982 (9 games)
25 1991
32 1990, 1992, 1993

Most Touchdowns Allowed, Season

53 1976
48 1983
47 1980

Fewest Touchdowns Allowed, Game

0 25 Times (Last: vs. Kansas City 11/27/94)

Most Touchdowns Allowed, Game

7 vs. Dallas 11/27/80
vs. Kansas City 11/27/83
6 4 Times (Last: vs. Green Bay 10/15/78)

FIRST DOWNS

Fewest First Downs Allowed, Season

167 1982 (9 games)
247 1992
263 1991

Most First Downs Allowed, Season

371 1981
351 1983
350 1979

Fewest First Downs Allowed, Game

6 vs. San Diego 11/22/87
8 at N.Y. Jets 11/13/77
9 vs. Pittsburgh 9/7/86
vs. Indianapolis 9/29/91

Most First Downs Allowed, Game

32 at San Diego 9/15/85
31 at Chicago 12/20/87
at Denver 12/1/96

Fewest First Downs Allowed, Rushing, Season

86 1982 (9 games)
1990
90 1985

Most First Downs Allowed, Rushing, Season

175 1981
166 1976
153 1978

Fewest First Downs Allowed, Rushing, Game

0 at Green Bay 12/9/90
1 4 Times
(Last: vs. Indianapolis 9/29/91)

Most First Downs Allowed, Rushing, Game

19 vs. New Orleans 11/21/76
18 3 Times
(Last: at Kansas City 11/22/81)

Fewest First Downs Allowed, Passing, Season

68 1982 (9 games)
125 1977
129 1992

Most First Downs Allowed, Passing, Season

195 1983
193 1993
192 1986

Fewest First Downs Allowed, Passing, Game

2 vs. Kansas City 12/17/78
vs. Oakland 11/17/80
vs. Cleveland 11/14/93

Most First Downs Allowed, Passing, Game

27 at San Diego 9/15/85
20 at Oakland 12/16/79
19 3 Times
(Last: vs. Pittsburgh 9/25/94)

Fewest First Downs Allowed, Penalty, Season

12 1991
13 1982 (9 games)
16 1987, 1988, 1989

Most First Downs Allowed, Penalty, Season

33 1979
30 1996
29 1984

RECORD SETTER

Safety Jay Bellamy established a franchise record with 34 special teams tackles in 1996, according to coaches video study. Bellamy broke the old record of 22 by Michael Bates in 1993, according to press box statistics.

Most First Downs Allowed, Penalty, Game

7 at Kansas City 10/17/96
 5 3 Times
 (Last: vs. Kansas City
 9/15/96)

OFFENSIVE PLAYS**Fewest Opponents Plays Allowed, Season**

600 1982
 (9 games)
 950 1990
 954 1987

Most Opponents Plays Allowed, Season

1126 1981
 1085 1993
 1078 1979, 1995

Fewest Opponents Plays Allowed, Game

39 vs. San Diego 11/22/87
 41 vs. Pittsburgh 10/20/91
 43 vs. L.A. Raiders 9/16/90

Most Opponents Plays Allowed, Game

95 vs. L.A. Rams 11/4/79
 vs. Philadelphia 12/13/92
 (OT)
 88 vs. Denver 10/29/78 (OT)

Fewest Opponents Plays Allowed, Rushing, Season

337 1982 (9 games)
 413 1990
 435 1991

Most Opponents Plays Allowed, Rushing, Season

614 1976
 596 1977
 588 1981

Fewest Opponents Plays Allowed, Rushing, Game

10 vs. Green Bay 12/9/90
 12 vs. San Diego 11/22/87
 vs. Minnesota 11/10/96

Most Opponents Plays Allowed, Rushing, Game

63 vs. L.A. Rams 11/4/79
 61 vs. Cincinnati 10/11/87
 60 2 Times
 (Last: vs. Pittsburgh
 10/23/83)

Fewest Opponents Plays Allowed, Passing, Season

253 1982 (9 games)
 367 1977
 394 1976

Most Opponents Plays Allowed, Passing, Season

633 1993
 582 1986
 1995

Fewest Opponents Attempts Allowed, Passing, Game

9 at N.Y. Giants 10/25/92
 10 vs. New England 12/4/88
 11 vs. Cincinnati 10/11/87

Most Opponents Attempts Allowed, Passing, Game

59 vs. Kansas City 9/11/88
 55 vs. Kansas City 11/4/84
 at Houston 11/7/93

NET YARDS ALLOWED RUSHING AND PASSING**Fewest Yards Allowed, Season**

2794 1982 (9 games)
 4583 1992
 4606 1990

Most Yards Allowed, Season

6029 1983
 5940 1981
 5834 1979

Fewest Yards Allowed, Game

120 vs. Cleveland 9/3/84
 124 vs. N.Y. Jets 11/13/77
 137 vs. Indianapolis 9/29/91

Most Net Yards Allowed, Game

580 vs. San Francisco 9/25/88
 557 vs. San Diego 9/15/85
 553 vs. N.Y. Jets 11/2/86

RUSHING**Fewest Yards Allowed, Rushing, Season**

1461 1982 (9 games)
 1606 1990
 1660 1993

Most Yards Allowed Rushing, Season

2881 1976
 2806 1981
 2517 1978

Fewest Yards Allowed, Rushing, Game

13 vs. Green Bay 12/9/90
 15 vs. Minnesota 11/10/96
 17 vs. San Diego 11/22/87

Most Yards Allowed, Rushing, Game

356 vs. L.A. Raiders 11/30/87
 303 vs. L.A. Rams 11/4/79
 281 vs. St. Louis 9/12/76

Fewest Touchdowns Allowed, Rushing, Season


4 1991
 7 1990
 11 1984, 1989, 1995

Most Touchdowns Allowed, Rushing, Season

23 1979
 21 1977
 20 1976, 1978, 1981

Most Touchdowns Allowed, Rushing, Game

4 3 Times
 (Last: vs. Dallas
 11/27/80)



PASSING

Fewest Net Yards Allowed, Passing, Season

1333 1982 (9 games)
2333 1977
2524 1976

Most Net Yards Allowed, Passing, Season

3831 1983
3653 1993
3582 1986

Fewest Net Yards Allowed, Passing, Game

15 vs. Kansas City 9/30/79
25 vs. N.Y. Jets 11/13/77
35 vs. New England 12/4/88

Most Net Yards Allowed, Passing, Game

494 vs. San Diego 9/15/85
427 vs. N.Y. Jets 11/2/86
405 vs. Phoenix 12/19/93 (OT)

Fewest Touchdowns Allowed, Passing, Season

4 1982 (9 games)
11 1992
15 1994

Most Touchdowns Allowed, Passing, Season

33 1983
28 1980
27 1976

Most Touchdowns Allowed, Passing, Game

5 vs. San Diego 9/15/85
vs. San Francisco 9/25/88
4 10 Times
(Last: vs. Denver
11/26/89)

SACKS

Most Sacks, Season

61 1985
55 1984
48 1996

Fewest Sacks, Season

17 1982 (9 games)
18 1977
25 1978

Most Sacks, Game

11 vs. L.A. Raiders 12/8/86
10 vs. Philadelphia 12/13/92 (OT)
9 vs. Philadelphia 11/23/86
vs. Buffalo 12/8/96

Most Opponents Yards Lost Attempting to Pass, Season

464 1985
398 1984
351 1983

Fewest Opponents Yards Lost Attempting to Pass, Season

131 1977
135 1982 (9 games)
167 1995

Most Opponents Yards Lost Attempting to Pass, Game

89 vs. Philadelphia 12/13/92 (OT)
68 vs. L.A. Raiders 12/8/86
65 vs. L.A. Raiders 10/16/83

INTERCEPTIONS

Most Seasons Leading League

1 1984

Most Passes Intercepted By, Season

38 1984
26 1983
25 1977

Fewest Passes Intercepted By, Season

9 1989
12 1990
13 1982 (9 games)

Most Passes Intercepted By, Game

6 vs. Kansas City 11/4/84
5 vs. Houston 10/5/80
at Pittsburgh 12/6/92

Most Consecutive Games, One or More Interceptions By

17 1983-84
11 1993
8 1990-91

Most Yards, Returning Interceptions, Season

697 1984
(3rd in NFL history)
397 1981
356 1977

Fewest Yards Returning Interceptions, Season

57 1989
95 1980
127 1995

Most Yards Returning Interceptions, Game

325 vs. Kansas City 11/4/84
(NFL record)
146 vs. Cincinnati 9/25/77
125 vs. Cleveland 12/20/81

Most Touchdowns Returning Interceptions, Season

7 1984
(2nd in NFL history)
3 1981, 1985

Most Touchdowns Returning Interceptions, Game

4 vs. Kansas City 11/4/84
(NFL record)
2 vs. Chicago 9/23/83
1 22 Times
(Last: vs. San Diego 10/27/96)

Most Touchdowns Returning Interceptions, Both Teams, Game

4 Seattle (4) vs. Kansas City (0) 11/4/84
(NFL record)
2 6 Times
(Last: Seattle [1] vs. New Orleans [1] 9/1/91)

PUNTING

Fewest Opponent Punts, Season

50 1982 (9 games)
54 1977
55 1981

Most Opponent Punts, Season

97 1985
96 1992
83 1984

Fewest Opponent Punts, Game

0 at Oakland 12/16/79
1 15 Times
(Last: at San Diego 9/5/93)

Most Opponent Punts, Game

11 at Denver 10/25/85 (OT)
vs. Denver 11/30/92 (OT)
10 2 Times
(Last: vs. Philadelphia 12/13/92 [OT])

AVERAGE YARDAGE**Highest Opponent Average Distance, Punting, Season**

45.00 1995 (83-3735)
42.49 1981 (55-2337)
42.09 1988 (66-2778)

Lowest Opponent Average Distance, Punting, Season

35.00 1976 (65-2275)
35.96 1977 (54-1942)
37.91 1979 (69-2616)

Highest Opponent Average Distance, Punting, Game (Min. 3 punts)

56.6 at Denver 11/25/84
(5-283)
53.0 vs. Pittsburgh 11/8/81
(3-156)
50.5 at San Diego 9/18/88
(4-202)

Lowest Opponent Average Distance, Punting, Game (Min. 3 punts)

17.0 vs. Buffalo 10/14/84
(4-69)
24.0 vs. San Diego 9/4/78
(4-72)
vs. Philadelphia 11/2/80
(3-72)

HAD BLOCKED**Most Opponent Punts Blocked, Season**

4 1984, 1986
2 1976, 1977, 1980, 1985

Most Opponent Punts Blocked, Game

2 vs. Buffalo 10/14/84
at New England 9/21/86
1 16 Times
(Last: at Indianapolis 10/2/94)

Most Consecutive Opponent Punts Without A Block

258 1987-91
228 1991-94
217 1994-96

INSIDE THE 20**Most Opponent Punts Inside the Opponents' 20 Yard Line, Season**

25 1994
24 1995
23 1992, 1996

Fewest Opponent Punts Inside the Opponents' 20 Yard Line, Season

10 1976
1982
(9 games)
11 1977

Most Opponent Punts Inside the Opponents' 20 Yard Line, Game

4 8 Times
(Last: vs. Philadelphia
12/13/92 [OT])

PUNT RETURNS

Fewest Opponents Punt Returns, Season

19 1982 (9 games)
29 1990
32 1984, 1987

Most Opponents Punt Returns, Season

56 1976
1992
52 1996

Fewest Yards Allowed, Punt Returns, Season

69 1982
(9 games)
153 1981
185 1983

Most Yards Allowed, Punt Returns, Season

640 1996
549 1995
534 1976

Fewest Yards Allowed, Punt Returns, Game

-12 vs. L.A. Rams 10/23/88
-4 vs. Denver 11/30/92 (OT)
-3 vs. Chicago 12/12/82
12/8/91)

Most Yards Allowed, Punt Returns, Game

110 at L.A. Raiders 12/12/93
100 vs. Kansas City 11/22/92
99 at Denver 12/10/95

Most Seasons Leading League, Lowest Average Allowed, Punt Returns

1 1981, 1983, 1988

Lowest Average Allowed, Punt Returns, Season

3.63 1982 (19-69)(9 games)
4.64 1981 (33-153)(Led NFL)
5.14 1983 (36-185)(Led NFL)

Highest Average Allowed, Punt Returns, Season

12.31 1996 (52-640)
11.44 1995 (48-549)
11.33 1980 (42-476)

Longest Return Allowed, Game

95 vs. N.Y. Jets 11/9/87 (TD)
86 vs. Kansas City 11/22/92
(TD)
78 at Houston 12/11/94 (TD)

Most Touchdowns Allowed, Punt Returns, Season

2 1990
1 5 Times (Last: 1994)

Most Touchdowns Allowed, Punt Return, Game

1 7 Times
(Last: at Houston
12/11/94 [78 yards])

KICKOFF RETURNS

Fewest Opponent Kickoff Returns, Season

24 1982 (9 games)
36 1992
44 1989

Most Opponent Kickoff Returns, Season

72 1996
70 1979, 1995

Fewest Opponent Kickoff Returns, Game

0 7 Times
(Last: vs. Denver
11/28/93)

Most Opponent Kickoff Returns, Game

10 vs. Kansas City 9/20/87
9 3 Times
(Last: vs. San Diego
11/16/81)

Fewest Yards Allowed, Kickoff Returns, Season

361 1982 (9 games)
685 1992
814 1989

Most Yards Allowed, Kickoff Returns, Season

1669 1995
1642 1996
1379 1987

Fewest Yards Allowed, Kickoff Returns, Game

0 6 Times
(Last: at Denver 11/28/93)

Most Yards Allowed, Kickoff Returns, Game

230 vs. Kansas City 9/20/87
217 vs. Buffalo 10/30/77
206 vs. San Diego 10/27/96

Most Seasons Leading League, Lowest Average Allowed, Kickoff Returns

1982, 1983

Lowest Average Allowed, Kickoff Returns, Season

15.04 1982 (24-36) (Led NFL)
(9 games)
16.14 1983 (59-952) (Led NFL)
16.66 1984 (67-1,116)

Highest Average Allowed, Kickoff Returns, Season

24.80 1977 (50-1,240)
23.84 1995 (70-1,669)
22.81 1996 (72-1,642)

Longest Return Allowed, Game

99 vs. Kansas City 9/3/95
95 vs. Green Bay 11/15/78
(TD)
vs. L.A. Raiders 11/28/88
at Detroit 10/19/93
(TD)

Most Touchdowns Allowed, Kickoff Returns, Season

1 1978, 1987, 1993

Most Touchdowns Allowed, Kickoff Returns, Game

1 vs. Green Bay 11/15/78
(95 yards)
at Kansas City 12/27/87
(92 yards)
at Detroit 10/19/93
(95 yards)
vs. Kansas City 9/3/95
(99 yards)
at Kansas City 12/24/95
(89 yards)

FUMBLES

Fewest Opponent Fumbles, Season

17 1995
18 1982
(9 games)
20 1977

Most Opponent Fumbles, Season

47 1984
44 1983
43 1981

Most Opponent Fumbles, Game

9 vs. Cleveland 12/20/81
at Oakland 12/22/96
7 3 Times
(Last: vs. Cincinnati
10/11/87)

TURNOVERS

(Number of times taking ball from opponent on interceptions and fumbles)**Most Seasons Leading League in Most Turnovers**

1 1984

Fewest Opponent Turnovers, Season

22 1982 (13 ints, 9 fums)
(9 games)
1989 (9 ints, 13 fums)
25 1995 (16 ints, 9 fums)

Most Opponent Turnovers, Season

63 1984 (38 ints, 25 fums)
(2nd in NFL history)
54 1983 (26 ints, 28 fums)
48 1981 (21 ints, 27 fums)

Most Opponent Turnovers, Game

10 vs. Cleveland 12/20/81
(3 ints, 7 fums)
8 2 Times
(Last: vs. San Diego
9/9/84 [4 ints, 4 fums])

TIME OF POSSESSION

Lowest Average Time of Possession Allowed, Season

29:13 1990
29:14 1984
29:25 1987

Highest Average Time of Possession Allowed, Season


31:59 1996
31:56 1982 (9 games)
31:22 1988

Least Time of Possession Allowed, Game

18:25 vs. San Diego 11/22/87
20:05 vs. Pittsburgh 10/20/91
20:56 vs. San Diego 9/18/83

Most Time of Possession Allowed, Game

46:47 vs. Philadelphia 12/13/92
(OT)
45:32 vs. L.A. Rams 11/4/79
42:50 vs. San Francisco 9/25/88



OPPONENT INDIVIDUAL RECORDS

SCORING

POINTS

Most Points, Game

- 24 Terdell Middleton, Green Bay, at Milwaukee 10/15/78 (4 TDs)
- Roy Green, at St. Louis 11/13/83 (4 TDs)
- 20 Joe Danelo, N.Y. Giants 10/18/81 (6 FGs, 2 PATs)

TOUCHDOWNS

Most Touchdowns, Game

- 4 Terdell Middleton, Green Bay, at Milwaukee 10/15/78 (4 Rush)
- Roy Green, at St. Louis 11/13/83 (4 Rec)
- 3 Eric Dickerson, L.A. Rams 9/23/85 (3 Rush)
- Bo Jackson, L.A. Raiders 11/30/87 (2 Rush, 1 Rec)
- Marcus Allen, Kansas City 12/5/93 (3 Rush)

POINTS AFTER TOUCHDOWN

Most Points After Touchdown Attempted, Game

- 7 Rafael Septien, at Dallas 11/27/80
- 6 5 Times (Last: Nick Lowery, Kansas City 11/27/83)

Most Points After Touchdown, Game

- 7 Rafael Septien, at Dallas 11/27/80 (7 attempts)
- 6 4 Times (Last: Chester Marcol, Green Bay, at Milwaukee 10/15/78 [6 attempts])

Most Points After Touchdown, No Misses, Game

- 7 Rafael Septien, at Dallas 11/27/80
- 6 4 Times (Last: Chester Marcol, Green Bay, at Milwaukee 10/15/78)

FIELD GOALS

Most Field Goals Attempted, Game

- 6 Joe Danelo, N.Y. Giants 10/18/81
- John Carney, at San Diego 9/5/93
- Doug Pelfrey, Cincinnati 11/6/94 (OT)

Most Field Goals, Game

- 6 Joe Danelo, N.Y. Giants 10/18/81
- John Carney, at San Diego 9/5/93
- Doug Pelfrey, Cincinnati 11/6/94 (OT)

Most Field Goals, One Quarter

- 3 Rich Karlis, at Denver 11/20/83 (4th)
- Al Del Greco, at Houston 11/7/93 (2nd)
- 2 47 Times (Last: Cole Ford, at Oakland 12/22/96 [2nd])

Longest Field Goal

- 57 Nick Lowery, at Kansas City 9/14/80
- Steve Cox, at Washington 9/28/86
- 55 Fred Steinfort, Denver 12/21/80

Longest Field Goal Attempted

- 66 Jason Elam, at Denver 12/10/95
- 61 Ali Haji-Sheikh, at N.Y. Giants 12/11/83
- 57 3 Times (Last: Kevin Butler, at Chicago 9/9/90)

Most Field Goals, No Misses, Game

- 6 Joe Danelo, N.Y. Giants 10/18/81
- John Carney, at San Diego 9/5/93
- Doug Pelfrey, Cincinnati 11/6/94 (OT)

Most Field Goals, 50 or More Yards, Game

- 2 By 5 Players (Last: John Carney, at San Diego 9/1/96)

SAFETIES

Most Safeties, Game

- 1 23 Times (Last: Dan Land, at Oakland 12/22/96)

RUSHING

ATTEMPTS

Most Attempts, Game

- 39 Earl Campbell, at Houston 10/11/81
- 37 Christian Okoye, at Kansas City 11/5/89
- 33 Barry Foster, at Pittsburgh 12/6/92

YARDS GAINED

Most Yards Gained, Game

- 221 Bo Jackson, L.A. Raiders
11/30/87
- 186 Earl Campbell, at Houston
10/11/81
- 183 Walter Payton, Chicago
12/5/76

Most Games, 2 or More Players with 100 or More Yards Rushing

- 1 Jim Otis (140) and Terry
Metcalfe (113), St. Louis
9/12/76
- Tom Sullivan (121) and
Mike Hogan (104), at
Philadelphia 12/12/76

Longest Run From Scrimmage

- 91 Bo Jackson, L.A. Raiders
11/30/87 (TD)
- 84 Ted McKnight, Kansas City
9/30/79 (TD)
- 73 Chuck Muncie, San Diego
11/16/81 (TD)

AVERAGE GAIN

Highest Average Gain, Game (10 or More Attempts)

- 12.28 Bo Jackson, L.A. Raiders
11/30/87 (18-221)
- 12.25 Ted McKnight, Kansas City
9/30/79 (12-147)
- 11.00 Tony Reed, at Kansas City
12/17/78 (11-121)

TOUCHDOWNS

Most Touchdowns, Game

- 4 Terdell Middleton, Green
Bay, at Milwaukee
10/15/78
- 3 Eric Dickerson, L.A. Rams
9/23/85
- Marcus Allen, Kansas City
12/5/93

PASSING

ATTEMPTS

Most Passes Attempted, Game

- 55 Warren Moon, at Houston
11/7/93
- 53 Steve Beuerlein, Phoenix
12/19/93 (OT)
- 52 By 2 Players
(Last: Jay Schroeder,
L.A. Raiders 10/13/91)

COMPLETIONS

Most Passes Completed, Game

- 36 Warren Moon, at Houston
11/7/93
- 34 Steve Beuerlein, Phoenix
12/19/93 (OT)
- 31 By 3 Players
(Last: Jeff Blake,
Cincinnati 11/6/94 [OT])

COMPLETION PERCENTAGE

Highest Completion Percentage, Game (Minimum 20 Attempts)

- 83.87 Fran Tarkenton, at

Minnesota 11/14/76
(31-26)

- 81.25 Ken O'Brien, N.Y. Jets
11/2/86 (32-26)
- 80.10 Pat Haden, L.A. Rams
11/4/79 (21-17)

YARDS GAINED

Most Yards Gained, Game

- 440 Dan Fouts, at San Diego
9/15/85
- 432 John Elway, Denver
12/20/85
- 431 By 2 Players
(Last: Steve Beuerlein,
Phoenix 12/19/93 [OT])

Longest Pass Completion

- 99 Stan Humphries, to Tony
Martin, San Diego
9/18/94 (TD)
(ties NFL record)
- 92 Marc Wilson, to Marcus
Allen, at L.A. Raiders
10/7/84
- 90 Terry Bradshaw, to Mark
Malone, Pittsburgh
11/8/81 (TD)

AVERAGE GAIN

Highest Average Gain, Game (20 Attempts)

- 16.26 Marc Wilson, at L.A.
Raiders 10/7/84 (19-309)
- 13.47 Ken O'Brien, N.Y. Jets
11/2/86 (32-431)
- 12.42 Gary Hogeboom, Phoenix
9/17/89 (24-298)

TOUCHDOWNS

Most Touchdown Passes, Game

- 4 8 Times
(Last: John Elway, at
Denver 11/26/89)

HAD INTERCEPTED

Most Passes Had Intercepted, Game

- 5 Ken Stabler, at Houston
10/5/80
- 4 10 Times
(Last: Sean Salisbury,
San Diego 10/27/96)

Most Attempts, No Interceptions, Game

- 45 Tony Eason, at New
England 9/21/86
- 43 John Elway, at Denver
10/20/85 (OT)
- 42 John Elway, Denver
12/20/85
- Boomer Esiason, at
Cincinnati 12/10/89

RECEIVING

Most Pass Receptions, Game

- 13 Wes Chandler, at San
Diego 9/15/85
- Tony Martin, at San Diego
9/10/95

12 Gary Clark, Phoenix
12/19/93 (OT)

83 Fred Marion, New England
11/17/85

82 Carlton Williamson, at San
Francisco 11/25/85

YARDS GAINED

Most Yards Gained, Game

- 243 Wes Chandler, at San
Diego 9/15/85
195 Al Toon, N.Y. Jets 11/2/86
173 Marcus Allen, at L.A.
Raiders 10/7/84

Longest Pass Reception

- 99 Tony Martin, from Stan
Humphries, San Diego
9/18/94 (TD)
(ties NFL record)
92 Marcus Allen, from Marc
Wilson, at L.A. Raiders
10/7/84
90 Mark Malone, from Terry
Bradshaw, Pittsburgh
11/8/81 (TD)

Most Games, 2 or More Players with 100 or More Yards Receiving

- 5 Times
(Last: Eric Green (119)
and Dwight Stone (100),
Pittsburgh 12/26/93)

AVERAGE PER RECEPTION

Highest Average Per Reception, Game (5 Receptions)

- 34.60 Marcus Allen, at L.A.
Raiders 10/7/84 (4-173)
32.40 James Lofton, Green Bay,
at Milwaukee 10/21/84
(5-162)
27.17 Jerry Rice, San Francisco
9/25/88 (6-163)

TOUCHDOWNS

Most Touchdowns, Game

- 4 Roy Green, at St. Louis
11/13/83
3 4 Times
(Last: Roy Green,
Phoenix 9/17/89)

INTERCEPTIONS

Most Interceptions By, Game

- 4 Deron Cherry, at Kansas
City 9/29/85
(ties NFL record)
3 Tony Greene, Buffalo
10/30/77
Steve Wilson, at Denver
11/20/83

YARDS RETURNED

Most Yards Returned, Game

- 115 Fred Marion, New England
11/17/85
102 Gary Barbaro, at Kansas
City 12/11/77
93 Levi Johnson, Detroit
10/24/76

Longest Return

- 102 Gary Barbaro, at Kansas
City 12/11/77
(T3rd in NFL history)

TOUCHDOWNS

Most Touchdowns, Game

- 1 32 Times
(Last: Lorenzo Lynch, at
Arizona 10/29/95 [OT])

PUNTING

Most Punts, Game

- 11 Chris Norman, at Denver
10/20/85 (OT)
Ruben Rodriguez, Denver
11/30/92 (OT)
10 Jeff Gossett, L.A. Raiders
10/18/92
Jeff Feagles, Philadelphia
12/13/92 (OT)

Longest Punt

- 67 David Lee, Baltimore
11/12/78
Brian Hansen, at New
England 10/7/90
65 Rohn Stark, Indianapolis
9/29/91
John Kidd, at San Diego
10/4/92

AVERAGE YARDAGE

Highest Average Punting, Game (Minimum 4 Punts)

- 52.25 Lee Johnson, Cincinnati
11/6/94 (4-209) (OT)
50.50 Ralf Mojsiejenko, at San
Diego 9/18/88 (4-202)
50.17 Darren Bennett, San
Diego 10/27/96 (6-301)

INSIDE THE 20

Most Punts Inside the 20, Game

- 4 8 Times
(Last: Jeff Feagles,
Philadelphia 12/13/92
[OT])

TOUCHBACKS

Most Touchbacks, Game

- 3 George Roberts, at Miami
9/9/79
Max Runager, at San
Francisco 11/25/85
2 11 Times
(Last: Mark Royals, at
Detroit 11/17/96)

HAD BLOCKED

Most Punts Had Blocked, Game

- 2 John Kidd, Buffalo
10/14/84
Rich Camarillo, at New
England 9/21/86
1 15 Times
(Last: Rohn Stark, at
Indianapolis 10/2/94)

PUNT RETURNS

Most Punt Returns, Game

- 8 Vai Sikahema,

- Philadelphia 12/13/92
(OT)
7 Rolland Lawrence, Atlanta
11/7/76
Pete Shaw, at N.Y. Giants
12/11/83

- Tim Brown, L.A. Raiders
11/28/88
Mel Gray, at Detroit
10/17/93 (TD)

FAIR CATCHES

Most Fair Catches, Game

- 6 Greg Pruitt, at L.A. Raiders
10/7/84
5 Greg Pruitt, L.A. Raiders
11/12/84
Emile Harry, at Kansas
City 11/9/86

YARDS GAINED

Most Yards Gained, Game

- 110 Tim Brown, at L.A. Raiders
12/12/93
100 Dale Carter, Kansas City
11/22/92
98 David Meggett, N.Y. Giants
11/19/89

Longest Punt Return

- 91 JoJo Townsell, N.Y. Jets
11/9/87 (TD)
86 Dale Carter, Kansas City
11/22/92 (TD)
78 Ernest Givins, at Houston
12/11/94 (TD)

AVERAGE YARDAGE

Highest Average, Game

(Minimum 3 Returns)

- 32.67 David Meggett, at N.Y.
Giants 11/19/89 (3-98)
31.67 JoJo Townsell, at N.Y. Jets
11/9/87 (3-95)
30.67 Ernest Givins, at Houston
12/11/94 (3-92)

TOUCHDOWNS

- 1 8 Times
(Last: Ernest Givins, at
Houston 12/11/94)

KICKOFF RETURNS

Most Kickoff Returns, Game

- 9 Paul Palmer, at Kansas
City 9/20/87
8 Keith Moody, Buffalo
10/30/77
Andre Coleman, San
Diego 10/27/96

YARDS GAINED

Most Yards Gained, Game

- 221 Paul Palmer, at Kansas
City 9/20/87
206 Andre Coleman, San
Diego 10/27/96
185 Keith Moody, Buffalo
10/30/77

Longest Kickoff Return

- 95 Steve Odom, Green Bay,
at Milwaukee 10/15/78
(TD)

HIGHEST YARDAGE

Highest Average, Game

(Minimum 3 Returns)

- 44.33 Paul Palmer, at Kansas
City 12/27/87 (3-133)
35.60 Tim Brown, L.A. Raiders
11/28/88 (5-178)
33.67 Glen Young, Cleveland
12/8/85 (3-92)

TOUCHDOWNS

Most Touchdowns, Game

- 1 Steve Odom, Green Bay,
at Milwaukee 10/15/78
(95 yds)
Paul Palmer, at Kansas
City 12/27/87 (92 yds)
Mel Gray, at Detroit
10/17/93 (95 yds)

COMBINED KICK RETURNS

Most Combined Kick Returns, Game

- 11 Vai Sikahema,
Philadelphia 12/13/92
(OT) (8-P, 3-K)
10 Rolland Lawrence, Atlanta
11/7/76 (7-P, 3-K)
Glyn Milburn, at Denver
12/10/95 (5-P, 5-K)

YARDS GAINED

Most Yards Returned, Game

- 228 Glyn Milburn, at Denver
12/10/95
221 Paul Palmer, Kansas City
9/20/87 (221-K)
206 Andre Coleman, San
Diego 10/27/96 (206-K)

TOUCHDOWNS

Most Touchdowns, Game

- 1 10 Times
(Last: Tim Brown, at L.A.
Raiders 12/12/93) (punt)

COMBINED NET YARDS GAINED

Yards Gained Via Rushing,
Receiving, Interception Return,
Punt Return, Kickoff Return,
and Fumble Return

ATTEMPTS

Most Attempts, Game

- 42 Earl Campbell, at Houston
10/11/81
39 Barry Foster, at Pittsburgh
12/6/92
37 Ottis Anderson, at St.
Louis 11/13/83

YARDS GAINED

Most Yards Gained, Game

- 404 Glyn Milburn, at Denver
12/10/95
(NFL record)
- 306 Tim Brown, L.A. Raiders
11/28/88
- 290 Lionel James, at San
Diego 9/15/85

TACKLES

Most Tackles, Game

- 19 Randy Gradishar, Denver
10/29/78
- 16 5 Times
(Last: Dino Hackett, at
Kansas City 9/20/87)

SACKS

Most Sacks, Game

- 7.0 Derrick Thomas, at Kansas
City 11/11/90
(NFL record)
- 4.0 By 3 Players
(Last: Anthony Smith,
L.A. Raiders 9/12/93)

FORCED FUMBLES

Most Forced Fumbles, Game

- 2 13 Times
(Last: Lonnie Marts, at
Kansas City 1/2/94)

FUMBLES

Most Fumbles, Game

- 5 Dave Walter, Cincinnati
10/11/87
- 4 3 Times
(Last: Paul McDonald,
Cleveland 12/20/81)

Most Own Fumbles Recovered, Game

- 3 Craig Erickson, at Miami
10/6/96
- 2 12 Times
(Last: John Elway,
Denver 11/28/93)

Most Opponents' Fumbles Recovered, Game

- 2 9 Times
(Last: Bill Romanowski,
Denver 9/8/96)

Longest Fumble Return

- 86 Derrick Thomas, Kansas
City 12/5/93 (TD)
- 75 Ray Bentley, Cincinnati
9/6/92 (TD)
- 46 Lucius Sanford, Buffalo
10/14/84 (TD)

TOUCHDOWNS

Most Touchdowns, Game (Opponents' Recovered)

- 1 15 Times
(Last: 86 yards, Derrick
Thomas, Kansas City
12/5/93)

Most Touchdowns, Game (Own Recovered)

- 1 Tim Brown, at L.A. Raiders
12/18/88

BLOCKED KICKS

Most Blocked Punts, Game

- 1 9 Times
(Last: Rob Holmberg, at
Oakland 12/22/96)

Most Blocked Field Goals, Game

- 1 10 Times
(Last: Eric Swann, at
Arizona 10/29/95)

Most Blocked PATs, Game

- 1 7 Times
(Last: Michael Carter, at
San Francisco 11/25/85)

Most Blocked Kicks (Field Goals and PATs), Game

- 1 18 Times (Rob Holmberg,
at Oakland 12/22/96)

Longest Return of Blocked Punt

- 23 Frank Duncan, San Diego
9/7/80
- 0 6 Times (Last: Jessie
Small, Philadelphia
9/10/89)

Longest Return of Blocked Field Goal

- 58 Dave Waymer, New
Orleans 10/16/88 (TD)
- 0 7 Times
(Last: Albert Lewis, at
Kansas City 1/2/94 [TD])

Touchdowns with Blocked Kick Recovery

- 1 Dave Waymer, New
Orleans 10/16/88
(FG, 58 yds)
Albert Lewis, at Kansas
City 1/2/94 (punt, 0 yds)

ONE OF A KIND

Chris Warren is the only player in franchise history to have a rushing, receiving, punt return, and kickoff return play of more than 50 yards in his career. His long rush of 52 yards came at the San Diego Chargers in 1992 and was equalled at the Arizona Cardinals in 1995; long punt return of 59 yards (for a touchdown) came against the Indianapolis Colts in 1991; and long kickoff return of 71 yards came at the Denver Broncos in 1990. Warren's 51 yard reception came at Denver in 1994.

CAREER TOP TEN

GAMES PLAYED

Player, Seasons	No
1 Joe Nash, 1982-96	218
2 Steve Largent, 1976-89	200
3 Jacob Green, 1980-91	178
4 Jeff Bryant, 1982-93	175
5 Eugene Robinson, 85-95	170
6 Dave Brown, 1976-86	159
7 Keith Butler, 1978-87	146
8 Edwin Bailey, 1981-91	139
9 Norm Johnson, 1982-90	134
10 Mike Tice, 1981-88, 90-91	130

GAMES STARTED

Player, Seasons	No
1 Steve Largent, 1976-89	197
2 Jacob Green, 1980-91	176
3 Joe Nash, 1982-96	169
4 Jeff Bryant, 1982-93	167
5 Dave Brown, 1976-86	159
6 Eugene Robinson, 85-95	152
7 Keith Butler, 1978-87	132
8 Edwin Bailey, 1981-91	120
9 Dave Krieg, 1980-91	119
10 John L. Williams, 1986-93	114

POINTS SCORED

Player, Seasons	No
1 Norm Johnson, 1982-90	810
2 Steve Largent, 1976-89	608
3 Curt Warner, 1983-89	372
4 John Kasay, 1991-94	341
5 Efren Herrera, 1978-81	331
6 Chris Warren, 1990-96	268
7 Sherman Smith, 1976-82	228
8 Todd Peterson, 1995-96	220
9 Daryl Turner, 1984-87	216
10 John L. Williams, 1986-93	198

TOTAL TOUCHDOWNS

Player, Seasons	No
1 Steve Largent, 1976-89	101
2 Curt Warner, 1983-89	62
3 Chris Warren, 1990-96	44
4 Sherman Smith, 1976-82	38
5 Daryl Turner, 1984-87	36
6 John L. Williams, 1986-93	33
7 Brian Blades, 1988-96	32
8 Dan Doornink, 1979-85	25
9 David Sims, 1977-79	23
10 Sam McCullum, 1976-81	21

FIELD GOALS

Player, Seasons	No
1 Norm Johnson, 1982-90	159
2 John Kasay, 1991-94	82
3 Efren Herrera, 1978-81	64
4 Todd Peterson, 1995-96	51
5 John Leypoldt, 1976-77	17
6 Wilson Alvarez, 1981	3
7 Scott Hagler, 1987	2
8 Don Bitterlich, 1976	1

FIELD GOAL ATTEMPTS

Player, Seasons	No
1 Norm Johnson, 1982-90	228
2 John Kasay, 1991-94	105
3 Efren Herrera, 1978-81	92
4 Todd Peterson, 1995-96	62

Player, Seasons

Player, Seasons	No
5 John Leypoldt, 1976-77	30
6 Wilson Alvarez, 1981	7
7 Don Bitterlich, 1976	4
8 Scott Hagler, 1987	2

POINT AFTER TOUCHDOWNS

Player, Seasons	No
1 Norm Johnson, 1982-90	333
2 Efren Herrera, 1978-81	139
3 John Kasay, 1991-94	95
4 Todd Peterson, 1995-96	67
5 John Leypoldt, 1976-77	52
6 Wilson Alvarez, 1981	14
7 Don Bitterlich, 1976	7
8 Scott Hagler, 1987	4
9 Steve Largent, 1976-89	*1
* Ran for PAT	

PAT ATTEMPTS

Player, Seasons	No
1 Norm Johnson, 1982-90	338
2 Efren Herrera, 1978-81	148
3 John Kasay, 1991-94	97
4 Todd Peterson, 1995-96	67
5 John Leypoldt, 1976-78	59
6 Wilson Alvarez, 1981	15
9 Don Bitterlich, 1976	7
8 Scott Hagler, 1987	4
9 Steve Largent, 1976-89	*1
* Rushing Attempt	

TWO-POINT PAT ATTEMPTS

Player, Seasons	No
1 Chris Warren, 1990-96	5
2 Lamar Smith, 1994-96	3
3 Brian Blades, 1988-96	2
Rick Tuten, 1991-96	2
5 Dan McGwire, 1991-94	1
Jon Vaughn, 1993-94	1

TWO-POINT PATs MADE

Player, Seasons	No
1 Lamar Smith, 1994-96	3
Chris Warren, 1990-96	2
3 Brian Blades, 1988-96	1
Rick Tuten, 1991-96	1
Jon Vaughn, 1993-94	1

RUSHING ATTEMPTS

Player, Seasons	No
1 Curt Warner, 1983-89	1,649
2 Chris Warren, 1990-96	1,359
3 John L. Williams, 86-93	1,148
4 Sherman Smith, 1976-82	810
5 Dan Doornink, 1979-85	463
6 Derrick Fenner, 1989-91	317
7 Jim Zorn, 1976-84	307
8 David Hughes, 1981-85	294
Dave Krieg, 1980-91	294
10 David Sims, 1977-79	293

RUSHING YARDS

Player, Seasons	No
1 Curt Warner, 1983-89	6,705
2 Chris Warren, 1990-96	5,859
3 John L. Williams, 86-93	4,579
4 Sherman Smith, 1976-82	3,429



Player, Seasons	No
5 Dan Doornink, 1979-85	1,530
6 Jim Zorn, 1976-84	1,494
7 David Sims, 1977-79	1,174
8 Derrick Fenner, 1989-91	1,117
9 Dave Krieg, 1980-91	1,090
10 David Hughes, 1981-85	1,009

RUSHING TOUCHDOWNS

Player, Seasons	No
1 Curt Warner, 1983-89	55
2 Chris Warren, 1990-96	40
3 Sherman Smith, 1976-82	28
4 Derrick Fenner, 1989-91	19
David Sims, 1977-79	19
6 Jim Zorn, 1976-84	17
John L. Williams, 1986-93	17
8 Dan Doornink, 1979-85	14
9 Dave Krieg, 1980-91	10
10 Two players tied with	8

PASSING ATTEMPTS

Player, Seasons	No
1 Dave Krieg, 1980-91	3,576
2 Jim Zorn, 1976-84	2,992
3 Rick Mirer, 1993-96	1,523
4 Kelly Stouffer, 1988-92	437
5 John Friesz, 1995-96	331
6 Stan Gelbaugh, 1992-96	273
7 Jeff Kemp, 1987-91	249
8 Steve Myer, 1976-79	160
9 Dan McGwire, 1991-94	147
10 Gale Gilbert, 1985-86	116

PASSING COMPLETIONS

Player, Seasons	No
1 Dave Krieg, 1980-91	2,096
2 Jim Zorn, 1976-84	1,593
3 Rick Mirer, 1993-96	814
4 Kelly Stouffer, 1988-92	225
5 John Friesz, 1995-96	184
6 Stan Gelbaugh, 1992-95	131
7 Jeff Kemp, 1987-91	130

Player, Seasons	No
8 Steve Myer, 1976-79	83
9 Dan McGwire, 1991-94	74
10 Gale Gilbert, 1985-86	61

PASSING YARDS

Player, Seasons	No
1 Dave Krieg, 1980-91	26,132
2 Jim Zorn, 1976-84	20,122
3 Rick Mirer, 1993-96	9,094
4 John Friesz, 1995-96	2,424
5 Kelly Stouffer, 1988-92	2,333
6 Jeff Kemp, 1987-91	1,735
7 Stan Gelbaugh, 1992-96	1,426
8 Steve Myer, 1976-79	851
9 Dan McGwire, 1991-94	745
10 Gale Gilbert, 1985-86	703

TOUCHDOWN PASSES

Player, Seasons	No
1 Dave Krieg, 1980-91	195
2 Jim Zorn, 1976-84	107
3 Rick Mirer, 1993-96	41
4 John Friesz, 1995-96	11
5 Jeff Kemp, 1987-91	9
6 Kelly Stouffer, 1988-92	7
Stan Gelbaugh, 1992-96	7
Steve Myer, 1976-79	6
9 Gale Gilbert, 1985-86	4
10 Bruce Mathison, 1987	3

PASSES HAD INTERCEPTED

Player, Seasons	No
1 Dave Krieg, 1980-91	148
2 Jim Zorn, 1976-84	133
3 Rick Mirer, 1993-96	56
4 Kelly Stouffer, 1988-92	19
5 Jeff Kemp, 1987-91	18
6 Steve Myer, 1976-79	14
7 Stan Gelbaugh, 1992-96	12
8 John Friesz, 1995-96	7
8 Dan McGwire, 1991-93	6
9 2 players tied with	5

TIMES SACKED

Player, Seasons	No
1 Dave Krieg, 1980-91	341
2 Jim Zorn, 1976-84	200
3 Rick Mirer, 1993-96	138
4 Kelly Stouffer, 1988-92	50
5 Stan Gelbaugh, 1992-96	36
6 Dan McGwire, 1991-94	20
7 John Friesz, 1995-96	15
8 Jeff Kemp, 1987-91	14
9 Sam Adkins, 1977-82	9
Steve Myer, 1976-79	9

QUARTERBACK RATING

(Minimum 100 Attempts)

Player, Seasons	No
1 John Friesz, 1995-96	84.2
2 Dave Krieg, 1980-91	82.3
3 Jim Zorn, 1976-84	67.8
4 Rick Mirer, 1993-96	65.0
5 Gale Gilbert, 1985-86	64.7
6 Jeff Kemp, 1987-91	56.6
7 Kelly Stouffer, 1988-92	54.5
Dan McGwire, 1991-94	54.5
9 Stan Gelbaugh, 1992-96	54.2
10 Steve Myer, 1976-79	43.5

PASS RECEPTIONS

Player, Seasons	No
1 Steve Largent, 1976-89	819
2 Brian Blades, 1988-96	536
3 John L. Williams, 1986-93	471
4 Sam McCullum, 1976-81	232
5 Sherman Smith, 1976-82	211
6 Dan Doornink, 1979-85	197
7 Curt Warner, 1983-89	193
8 Paul Skansi, 1984-91	163
9 Chris Warren, 1990-96	149
10 Tommy Kane, 1988-92	142

RECEIVING YARDS

Player, Seasons	No
1 Steve Largent, 1976-89	13,089
2 Brian Blades, 1988-96	6,561
3 John L. Williams, 86-93	4,151
4 Sam McCullum, 1976-81	3,409
5 Sherman Smith, 1976-82	2,342
6 Tommy Kane, 1988-92	2,034
7 Dan Doornink, 1979-85	1,940
8 Paul Skansi, 1984-91	1,911
9 Daryl Turner, 1984-87	1,872
10 Kelvin Martin, 1993-94	1,479

RECEIVING TOUCHDOWNS

Player, Seasons	No
1 Steve Largent, 1976-89	100
2 Daryl Turner, 1984-87	36
3 Brian Blades, 1988-96	32
4 Sam McCullum, 1976-81	21
5 John L. Williams, 1986-93	16
6 Joey Galloway, 1995-96	14
7 Ray Butler, 1985-88	13
8 Dan Doornink, 1979-85	11
9 Paul Skansi, 1984-91	10
Sherman Smith, 1976-82	10

INTERCEPTIONS

Player, Seasons	No
1 Dave Brown, 1976-86	50
2 Eugene Robinson, 1985-95	42
3 John Harris, 1978-85	41
4 Kenny Easley, 1981-87	32
5 Keith Simpson, 1978-85	19
6 Terry Taylor, 1984-88, 1994	16

Player, Seasons

7 Robert Blackmon, 1990-96	15
8 Dwayne Harper, 1988-93	13
9 Patrick Hunter, 1986-94	12
10 2 players tied with	11

RETURN YARDS

Player, Seasons

1 Dave Brown, 1976-86	643
2 Eugene Robinson, 85-95	586
3 Kenny Easley, 1981-87	528
4 John Harris, 1978-85	425
5 Keith Simpson, 1978-85	338
6 Robert Blackmon, 1990-96	246
7 Dwayne Harper, 1988-93	242
8 Terry Taylor, 1984-88, 94	202
9 Patrick Hunter, 1988-94	174
10 Eddie McMillan, 1976-77	157

RETURN TOUCHDOWNS

Player, Seasons

1 Dave Brown, 1976-86	5
2 Kenny Easley, 1981-87	3
Keith Simpson, 1978-85	3
4 Jacob Green, 1980-91	2
John Harris, 1978-85	2
Terry Taylor, 1984-88, 1994	2
7 12 players tied with	1

PUNTS

Player, Seasons

1 Rick Tuten, 1991-96	506
2 Jeff West, 1981-85	299
3 Herman Weaver, 1977-80	257
4 Ruben Rodriguez, 87-89	192
5 Rick Engles, 1976-77	84
6 Rick Donnelly, 1990-91	80
7 Vince Gamache, 1986	79
8 David Finzer, 1985	68
9 Alex Waits, 1991	14
10 Jimmy Colquitt, 1985	12

PUNTING YARDS

Player, Seasons

1 Rick Tuten, 1991-96	22,261
2 Jeff West, 1981-85	11,511
3 Herman Weaver, 77-80	10,182
4 Ruben Rodriguez, 87-89	7,733
5 Rick Donnelly, 1990-91	3,227
6 Rick Engles, 1976-77	3,204
7 Vince Gamache, 1986	3,048
8 David Finzer, 1985	2,766
9 Jimmy Colquitt, 1985	481
10 Alex Waits, 1991	474

INSIDE THE 20

Player, Seasons

1 Rick Tuten, 1991-96	133
2 Jeff West, 1981-85	73
3 Herman Weaver, 1977-80	49
4 Ruben Rodriguez, 1987-89	48
5 Rick Donnelly, 1990-91	19
6 Rick Engles, 1976-77	13
7 David Finzer, 1985	12
8 Vince Gamache, 1986	10
9 Jimmy Colquitt, 1985	3
Efren Herrera, 1978-81	3

TOUCHBACKS

Player, Seasons

1 Rick Tuten, 1991-96	40
2 Jeff West, 1981-85	28
3 Herman Weaver, 1977-80	19
4 Ruben Rodriguez, 1987-89	17
5 Rick Donnelly, 1990-91	9

Player, Seasons	No	Steve Broussard, 1995-96	86
6 Vince Gamache, 1986	7	4 Randall Morris, 1984-88	82
7 David Finzer, 1985	6	5 Al Hunter, 1977-80	78
8 Rick Engles, 1976-77	4	6 Zachary Dixon, 1983-84	74
9 Jimmy Colquitt, 1985	2	7 Michael Bates, 1993-94	56
10 Efen Herrera, 1978-81	1	8 Will Lewis, 1980-81	45
		9 Derek Loville, 1990-91	36
		10 Rufus Crawford, 1978	35

HAD BLOCKED

Player, Seasons	No
1 Herman Weaver, 1977-80	5
2 Rick Engles, 1976-77	3
3 Rick Tuten, 1991-96	2
4 Ruben Rodriguez, 1987-89	1

PUNT RETURNS

Player, Seasons	No
1 Chris Warren, 1990-96	94
2 B.J. Edmonds, 1986-88	89
3 Paul Johns, 1981-84	74
4 Kelvin Martin, 1993-94	65
5 Will Lewis, 1980-81	57
6 Paul Skansi, 1984-91	53
7 Joey Galloway, 1995-96	51
8 Rufus Crawford, 1978	34
9 Kenny Easley, 1981-87	26
10 David Hollis, 1987-89	24

FAIR CATCHES

Player, Seasons	No
1 Chris Warren, 1990-96	60
2 Kelvin Martin, 1993-94	35
3 B.J. Edmonds, 1986-88	26
4 Paul Johns, 1981-84	23
5 Joey Galloway, 1995-96	17
6 James Jefferson, 1989-93	10
Will Lewis, 1980-81	10
Ronnie Harris, 1994-96	10
9 Paul Skansi, 1984-91	9
10 2 players tied with	7

PUNT RETURN YARDS

Player, Seasons	No
1 B. J. Edmonds, 1986-88	1,010
2 Paul Johns, 1981-84	843
3 Chris Warren, 1990-96	819
4 Kelvin Martin, 1993	550
5 Joey Galloway, 1995-96	518
6 Paul Skansi, 1984-91	500
7 Will Lewis, 1980-81	449
8 Kenny Easley, 1981-87	302
9 Rufus Crawford, 1978	284
10 Ronnie Harris, 1994-96	217

PUNT RETURN TDs

Player, Seasons	No
1 Paul Johns, 1981-84	2
Joey Galloway, 1995-96	2
3 B.J. Edmonds, 1986-88	1
Will Lewis, 1980-81	1
Chris Warren, 1990-96	1

KICKOFF RETURNS

Player, Seasons	No
1 B.J. Edmonds, 1986-88	101
2 Chris Warren, 1990-96	86

KICKOFF RETURN YARDS

Player, Seasons	No
1 B.J. Edmonds, 1986-88	2,228
2 Steve Broussard, 95-96	2,043
3 Chris Warren, 1990-96	1,794
4 Al Hunter, 1977-80	1,717
5 Randall Morris, 1984-88	1,621
6 Zachary Dixon, 1983-84	1,594
7 Michael Bates, 1993-94	1,111
8 Will Lewis, 1980-81	963
9 Rufus Crawford, 1978	829
10 Derek Loville, 1990-91	771

KICKOFF RETURN TDs

Player, Seasons	No
1 Zachary Dixon, 1983-84	1
James Jefferson, 1989-93	1
Jon Vaughn, 1993-94	1

FUMBLES

Player, Seasons	No
1 Dave Krieg, 1980-91	108
2 Jim Zorn, 1976-84	49
3 Curt Warner, 1983-89	38
4 Chris Warren, 1990-96	24
Rick Mirer, 1993-96	24
6 Sherman Smith, 1976-82	22
7 Kelly Stouffer, 1988-92	20
8 John L. Williams, 1986-93	18
9 Steve Largent, 1976-89	17
10 2 players tied with	13

OPPONENT FUMBLE RECOVERIES

Player, Seasons	No
1 Jacob Green, 1980-91	17
2 Eugene Robinson, 1985-95	14
3 Dave Brown, 1976-86	11
Jeff Bryant, 1982-93	11
John Harris, 1978-85	11
6 Kenny Easley, 1981-87	9
Greg Gaines, 1981, 83-88	9
Shelton Robinson, 1982-85	9
Terry Wooden, 1990-96	9
10 2 players tied with	8

YARDS WITH OPPONENT FUMBLE RECOVERY

Player, Seasons	No
1 Antonio Edwards, 1993-96	83
2 Jacob Green, 1980-91	79
3 John Harris, 1978-85	62
4 Carlton Gray, 1993-96	61
5 Fredd Young, 1984-87	58
6 Corey Harris, 1995-96	57
7 Nesby Glasgow, 1988-92	56
8 Cornell Webster, 1977-80	54

MOVING UP

Chris Warren needs 847 rushing yards to become the Seahawks all-time leading rusher. Warren will enter the 1997 season with 5,859 yards on 1,359 carries with 40 touchdowns. He trails only Curt Warner, who gained 6,705 on 1,649 carries with 55 scores from 1983-89. Warren had three 100-yard games in 1996, upping his career to a franchise record 24.

Player, Seasons	No
9 Dwayne Harper, 1988-93	53
10 Melvin Jenkins, 1987-90	50

OPPONENT FUMBLE RETURN TDs

Player, Seasons	No
1 Jacob Green, 1980-91	2
Shelton Robinson, 1982-85	2
3 11 tied with	1

OWN FUMBLE RECOVERIES

Player, Seasons	No
1 Dave Krieg, 1980-91	27
2 Curt Warner, 1983-89	13
3 Jim Zorn, 1976-84	12
4 Chris Warren, 1990-96	10
5 John L. Williams, 1986-93	9
6 Edwin Bailey, 1981-91	7
Sherman Smith, 1976-82	7
Rick Mirer, 1993-96	7
9 Bryan Millard, 1984-91	6
Kelly Stouffer, 1988-92	6

TACKLES

Player, Seasons	No
1 Eugene Robinson, 85-95	984
2 Keith Butler, 1978-87	813
3 Joe Nash, 1982-96	779
4 Jacob Green, 1980-91	718
5 Jeff Bryant, 1982-93	689
6 Dave Brown, 1976-86	684
7 John Harris, 1978-85	649
8 Terry Wooden, 1990-96	616
9 Michael Jackson, 1979-86	574
10 Terry Beeson, 1977-81	561

QUARTERBACK SACKS

Player, Seasons	No
1 Jacob Green, 1980-91	116.0
2 Jeff Bryant, 1982-93	63.0
3 Joe Nash, 1982-96	47.5
5 Cortez Kennedy, 1990-96	46.5
4 Rufus Porter, 1988-94	37.5
5 Michael Sinclair, 1991-96	32.0
6 Manu Tuiasosopo, 79-83	21.0
7 Bill Gregory, 1978-80	20.0
Michael McCrary, 1993-96	20.0
9 Fredd Young, 1984-87	19.0
10 Robert Hardy, 1979-82	18.5

YARDS LOST ON SACKS

Player, Seasons	No
1 Jacob Green, 1980-91	753
2 Jeff Bryant, 1982-93	469
3 Rufus Porter, 1988-94	312
4 Joe Nash, 1982-96	312
5 Cortez Kennedy, 1990-96	305
6 Manu Tuiasosopo, 1979-83	156
7 Bill Gregory, 1978-80	177
8 Michael Sinclair, 1991-96	172
9 Fredd Young, 1984-87	151
10 Robert Hardy, 1979-82	134

FORCED FUMBLES

Player, Seasons	No
1 Jacob Green, 1980-91	28
2 Rufus Porter, 1988-94	14
3 Joe Nash, 1982-96	13
Bruce Scholtz, 1982-88	13
5 Jeff Bryant, 1982-93	12
6 Keith Butler, 1978-87	11
Keith Simpson, 1978-85	11
8 Dave Brown, 1976-86	10
Kenny Easley, 1981-87	10
Eugene Robinson, 1985-95	10

BLOCKED PUNTS

Player, Seasons	No
1 Kerry Justin, 78-83, 86-87	3
2 Don Dufek, 1976-77, 1979	2
Patrick Hunter, 1986-94	2
Sam Merriman, 1983-87	2
Fredd Young, 1984-87	2
6 Michael Bates, 1993-94	1
Autry Beamon, 1977-79	1
Tony Burse, 1987	1
Peter Cronan, 1977-79, 1981	1
Greg Gaines, 1981, 1983-88	1
Sam McCullum, 1976-81	1
Steve Raible, 1976-81	1
Terry Taylor, 1984-88, 1994	1
Byron Walker, 1982-86	1

BLOCKED PUNTS RETURNED FOR TOUCHDOWN

Player, Seasons	No
1 Autry Beamon, 1977-79	1
Jessie Green, 1979-80	1
Eric Lane, 1981-87	1
Sam Merriman, 1983-87	1
Paul Moyer, 1983-89	1
Steve Raible, 1976-81	1
Eugene Robinson, 1985-95	1
Terry Taylor, 1984-88, 1994	1

BLOCKED PATS

Player, Seasons	No
1 Mike White, 1981-82	3
2 Jeff Bryant, 1982-93	2
Jacob Green, 1980-91	2
Joe Nash, 1982-96	2
5 Dennis Boyd, 1977-79, 81-82	1
Brian Flones, 1981-82	1
Terry Wooden, 1990-96	1

BLOCKED FIELD GOALS

Player, Seasons	No
1 Joe Nash, 1982-96	8
2 Jeff Bryant, 1982-93	3
3 Dennis Boyd, 1977-79, 81-82	2
Jacob Green, 1980-91	2
Mike White, 1981-82	2
6 15 players tied with	1

BLOCKED FIELD GOALS RETURNED FOR TOUCHDOWN

Player, Seasons	No
1 Robert Blackmon, 1990-96	1
Vernon Dean, 1988	1
Byron Walker, 1982-86	1

RETURN TOUCHDOWNS

(Touchdowns scored on Interception, Fumble, Kickoff, Punt Return, Blocked Punt, or Blocked Field Goal Return)

Player, Seasons	No
1 Dave Brown, 1976-86	5
2 Jacob Green, 1980-91	4
3 Kenny Easley, 1981-87	3
Keith Simpson, 1978-86	3
Terry Taylor, 1984-88, 1994	3
6 John Harris, 1978-85	2
Paul Johns, 1981-84	2
Paul Moyer, 1983-89	2
Joe Nash, 1982-96	2
Eugene Robinson, 1985-95	2
Shelton Robinson, 1982-85	2

YEARLY LEADERS

TOUCHDOWNS

	G	Tot	Rush	Rec	Ret	PAT	Pts
1976 Sherman Smith	12	5	4	1	0	0/0	30
1977 Steve Largent	14	10	0	10	0	0/0	60
1978 David Sims	12	15*	14*	1	0	0/0	90*
1979 Sherman Smith	16	15	11	4	0	0/0	90
1980 Jim Jodat	16	6	5	1	0	0/0	36
1981 Steve Largent	16	10	1	9	0	0/0	60
1982 Steve Largent	8	3	0	3	0	0/0	18
1983 Curt Warner	16	14+	13	1	0	0/0	84
1984 Steve Largent	16	12	0	12	0	0/0	72
1985 Daryl Turner	16	13	0	13*	0	0/0	78
1986 Curt Warner	16	13	13+	0	0	0/0	78
1987 Curt Warner	12	10	8	2	0	0/0	60
1988 Curt Warner	16	12	10	2	0	0/0	72
1989 John L. Williams	16	7	1	6	0	0/0	42
1990 Derrick Fenner	16	15+	14+	1	0	0/0	90
1991 John L. Williams	16	5	4	1	0	0/0	30
1992 Tommy Kane	11	3	0	3	0	0/0	18
Chris Warren	16	3	3	0	0	0/0	18
John L. Williams	16	3	1	2	0	0/0	18
1993 Chris Warren	14	7	7	0	0	0/0	42
1994 Chris Warren	16	11	9	2	0	1/1	68
1995 Chris Warren	16	16	15+	1	0	0/1	96
1996 Lamar Smith	16	8	8	0	0	3/3	54
Joey Galloway	16	8	0	7	1	0/0	48

* Led NFL + Led AFC

KICK SCORING

	G	PATs	FGs	Pts.
1976 John Leyboldt	11	19-22	9-12	43
1977 John Leyboldt	14	33-37	9-18	60
1978 Efren Herrera	16	40-44	13-21	79
1979 Efren Herrera	16	43-46	19-23	100
1980 Efren Herrera	16	33-33	20-31	93
1981 Efren Herrera	12	23-25	12-17	59
1982 Norm Johnson	9	13-14	10-14	43
1983 Norm Johnson	16	49-50	18-25	103
1984 Norm Johnson	16	50-51	20-24	110
1985 Norm Johnson	16	40-41	14-25	82
1986 Norm Johnson	16	42-42	22-35*	108
1987 Norm Johnson	13	40-40	15-20	85
1988 Norm Johnson	16	39-39	22-28	105
1989 Norm Johnson	16	27-27	15-25	72
1990 Norm Johnson	16	33-34	23-32	102
1991 John Kasay	16	27-28	25-31	102
1992 John Kasay	16	14-14	14-22	56
1993 John Kasay	16	29-29	23-28	98
1994 John Kasay	16	25-26	20-24	85
1995 Todd Peterson	16	40-40	23-28	109
1996 Todd Peterson	16	27-27	28-34	111

* Led NFL + Led AFC

RUSHING

	G	Att	Yds	Avg	LG	TD
1976 Sherman Smith	12	119	537	4.5	53	4
1977 Sherman Smith	14	163	763	4.7	39	4
1978 Sherman Smith	12	165	805	4.9	67	6
1979 Sherman Smith	16	194	775	4.0	31	11

	G	Att	Yds	Avg	LG	TD
1980 Jim Jodat	16	155	632	4.1	26	5
1981 Theotis Brown	10	141	531	3.8	43	6
1982 Sherman Smith	9	63	202	3.2	19	0
1983 Curt Warner	16	335+	1449+	4.3	60	13
1984 David Hughes	16	94	327	3.3	14	1
1985 Curt Warner	16	291	1094	3.8	38	8
1986 Curt Warner	16	319+	1481+	4.6	60	13+
1987 Curt Warner	12	234	985	4.2	57	8
1988 Curt Warner	16	266	1025	3.9	29	10
1989 Curt Warner	16	194	631	3.3	34	3
1990 Derrick Fenner	16	215	859	4.0	36	14*
1991 John L. Williams	16	188	741	3.9	42	4
1992 Chris Warren	16	223	1017	4.6	52	3
1993 Chris Warren	14	273	1072	3.9	45	7
1994 Chris Warren	16	333	1545+	4.6+	41	9
1995 Chris Warren	16	310	1346	4.3	52	15+
1996 Chris Warren	14	203	885	4.2	51	5

* Led NFL + Led AFC

PASSING

	G	Att	Cmp	Yds	Pct	TD	Int	Rate
1976 Jim Zorn	14	439*	208	2571	47.3	12	27	49.5
1977 Jim Zorn	10	251	104	1683	41.4	16	19	54.3
1978 Jim Zorn	16	443+	248+	3283+	56.0	15	20	72.2
1979 Jim Zorn	16	505`	285	3661	56.4	20	18	77.7
1980 Jim Zorn	16	488	276	3346	56.6	17	20	72.3
1981 Jim Zorn	13	397	236	2788	59.4	13	9	82.3
1982 Jim Zorn	9	245	126	1540	51.4	7	11	62.0
1983 Dave Krieg	9	243	147	2139	60.5	18	11	95.0
1984 Dave Krieg	16	480	276	3671	57.5	32	24	83.3
1985 Dave Krieg	16	532	285	3602	53.6	27	20	76.2
1986 Dave Krieg	15	375	225	2921	60.0	21	11	91.0
1987 Dave Krieg	12	294	178	2131	60.5	23	15	87.6
1988 Dave Krieg	9	228	134	1741	58.8	18	8*	94.6
1989 Dave Krieg	15	499	286	3309	57.3	21	20	74.8
1990 Dave Krieg	16	448	265	3194	59.2	15	20	73.6
1991 Dave Krieg	10	285	187	2080	65.6*	11	12	82.5
1992 Stan Gelbaugh	10	255	121	1307	47.5	6	11	52.9
1993 Rick Mirer	16	486	274	2833	56.4	12	17	67.0
1994 Rick Mirer	13	381	195	2151	51.2	11	7*	70.2
1995 Rick Mirer	15	391	209	2564	53.5	13	20+	63.7
1996 John Friesz	8	211	120	1629	56.9	8	4	86.4

* Led NFL + Led AFC

RECEIVING

	G	No	Yds	Avg	LG	TD
1976 Steve Largent	14	54	705	13.0	45	4
1977 Steve Largent	14	33	643	19.4	74	10
1978 Steve Largent	16	71+	1168	16.5	57	8
1979 Steve Largent	15	66	1237+	18.7	55	9
1980 Steve Largent	16	66	1064	16.1	67	6
1981 Steve Largent	16	75	1224	16.3	57	9
1982 Steve Largent	8	34	493	14.5	45	3
1983 Steve Largent	15	72	1074	14.9	46	11
1984 Steve Largent	16	74	1164	15.7	65	12
1985 Steve Largent	16	79	1287+	16.3	43	6

CUTDOWN DATES

The National Football League will observe the following roster reduction dates in 1997: Rosters must be first reduced to 60 players on Tuesday, August 19; the final cutdown, to 53 players, will come on Monday, August 24. Players may be signed to the practice squad starting on August 25.

		G	No	Yds	Avg	LG	TD
1986	Steve Largent	16	70	1070	15.3	38	9
1987	Steve Largent	13	58	912	15.7	55	8
1988	John L. Williams	16	58	651	11.2	75	3
1989	Brian Blades	16	77	1063	13.8	60	5
1990	John L. Williams	16	73	699	9.6	60	0
1991	Brian Blades	16	70	1003	14.3	52	2
1992	John L. Williams	16	74	556	7.5	27	2
1993	Brian Blades	16	80	945	11.8	41	3
1994	Brian Blades	16	81	1086	13.4	45	4
1995	Brian Blades	16	77	1001	13.0	49	4
1996	Joey Galloway	16	57	987	17.3	65	7

* Led NFL + Led AFC

INTERCEPTIONS

		G	No	Yds	Avg	LG	TD
1976	Dave Brown	14	4	70	17.5	33	0
	Rolly Woolsey	14	4	19	4.7	13	0
1977	Autry Beamon	14	6	36	6.0	16	0
1978	Cornell Webster	15	5	9	1.8	14	0
1979	Dave Brown	16	5	46	9.2	23	0
1980	Dave Brown	16	6	32	5.3	24	0
	John Harris	16	6	28	4.7	15	0
1981	John Harris	16	10+	155	15.5	42	2+
1982	Kenny Easley	8	4	48	12.0	44	0
	John Harris	9	4	33	8.3	18	0
1983	Kenny Easley	16	7	96	13.2	38	0
1984	Kenny Easley	16	10+	126	12.6	58	2*
1985	John Harris	16	7	20	2.9	17	0
1986	Dave Brown	16	5	58	11.6	24	1
1987	Kenny Easley	12	4	47	11.8	22	0
1988	Paul Moyer	16	6	79	13.2	34	0
1989	Eugene Robinson	16	5	24	4.8	20	0
1990	Eugene Robinson	16	3	89	29.7	39	0
	Dwayne Harper	16	3	69	23.0	47	0
1991	Eugene Robinson	16	5	56	11.2	27	0
1992	Eugene Robinson	16	7	126	18.0	49	0
1993	Eugene Robinson	16	9*	80	8.9	28	0
1994	Patrick Hunter	5	3	85	28.3	51	0
	Terry Wooden	16	3	78	26.0	69t	1
	Orlando Watters	16	3	39	13.0	18	1
	Eugene Robinson	13	3	18	6.0	18	0
1995	Robert Blackmon	13	5	46	9.2	21	0
1996	Darryl Williams	16	5	148	29.6	79	1

* Led NFL + Led AFC

PUNTING

		G	No	Yds	Avg	LG	TB	I20	Blk
1976	Rick Engles	14	80	3067	38.3	55	3	13	2
1977	Herman Weaver	13	58	2293	39.5	59	4	10	1
1978	Herman Weaver	16	66	2440	37.0	59	6	13	0
1979	Herman Weaver	16	66	2651	40.2	60	3	11	3
1980	Herman Weaver	16	67	2798	41.8	62	7	14	2
1981	Jeff West	15	66	2578	39.1	56	2	16	0
1982	Jeff West	9	48	1835	38.2	52	3	8	0
1983	Jeff West	16	79	3115	39.5	56	10	25	0
1984	Jeff West	16	95	3567	37.5	60	10	24	0
1985	Dave Finzer	12	68	2766	40.7	61	6	12	0
1986	Vince Gamache	16	79	3048	38.6	55	7	10	0
1987	Ruben Rodriguez	12	47	1880	40.0	63	5	17	0
1988	Ruben Rodriguez	16	70	2858	40.8	68	4	14	0
1989	Ruben Rodriguez	16	75	2995	39.9	59	8	17	1
1990	Rick Donnelly	16	67	2722	40.6	54	8	18	0
1991	Rick Tuten	10	49	2106	43.0	60	3	8	0
1992	Rick Tuten	16	108*	4760*	44.1	65	8	29*	0



	G	No	Yds	Avg	LG	TB	I20	Blk
1993 Rick Tuten	16	90	4007	44.5	64	7	21	1
1994 Rick Tuten	16	91	3905	42.9	64	7	33	0
1995 Rick Tuten	16	83	3735	45.0*	73*	8	21	0
1996 Rick Tuten	16	85	3746	44.1	66	7	21	1

* Led NFL + Led AFC

PUNT RETURNS

	G	No	FC	Yds	Avg	LG	TD
1976 Lyle Blackwood	11	19	2	132	6.9	26	0
1977 Walter Packer	10	20	0	131	6.5	31	0
1978 Rufus Crawford	16	34	4	284	8.4	22	0
1979 Tony Green	11	16	3	121	7.6	30	0
1980 Will Lewis	16	41	9	349	8.5	75	1
1981 Paul Johns	16	16	4	177	11.1	34	0
1982 Paul Johns	9	19	10	210	11.1	37	0
1983 Paul Johns	11	28	5	316	11.3	75	1*
1984 Kenny Easley	16	16	5	194	12.1	42	0
1985 Paul Skansi	12	31	7	312	10.1	32	0
1986 Bobby Joe Edmonds	15	34	14	419	12.3*	75	1+
1987 Bobby Joe Edmonds	11	20	4	251	12.6+	40	0
1988 Bobby Joe Edmonds	16	35	8	340	9.7	41	0
1989 David Hollis	10	18	7	164	9.1	21	0
1990 Chris Warren	16	28	16	269	9.6	39	0
1991 Chris Warren	16	32	19	298	9.3	59	1*
1992 Chris Warren	16	34	25	252	7.4	16	0
1993 Kelvin Martin	16	32	15	270	8.4	33	0
1994 Kelvin Martin	16	33	20	280	8.5	23	0
1995 Joey Galloway	16	36	12	360	10.0	89*	1
1996 Joey Galloway	16	15	5	158	10.5	88+	1+

* Led NFL + Led AFC

KICKOFF RETURNS

	G	No	Yds	Avg	LG	TD
1976 Oliver Ross	10	30	655	21.8	45	0
1977 Al Hunter	12	36	820	22.7	41	0
1978 Al Hunter	16	16	385	24.1	38	0
1979 Tony Green	11	20	437	21.9	31	0
1980 Will Lewis	16	25	585	23.4	54	0
1981 Will Lewis	10	20	378	18.9	36	0
1982 Horace Ivory	6	10	224	22.4	30	0
1983 Zachary Dixon	13	49*	1448*	23.4	94	1*
1984 David Hughes	16	17	348	20.5	38	0
1985 Randall Morris	16	31	636	20.5	58	0
1986 Bobby Joe Edmonds	15	34	764	22.5	46	0

	G	No	Yds	Avg	LG	TD
1987 Bobby Joe Edmonds	11	27	564	20.9	43	0
1988 Bobby Joe Edmonds	16	40	900	22.5	65	0
1989 James Jefferson	16	22	511	23.2	97+	1*
1990 Chris Warren	16	23	478	20.8	71	0
1991 Chris Warren	16	35	792	22.6	55	0
1992 Chris Warren	16	28	524	18.7	34	0
1993 Michael Bates	16	30	602	20.1	46	0
1994 Michael Bates	15	26	508	19.5	38	0
1995 Steve Broussard	15	43	1062	24.7	70	0
1996 Steve Broussard	12	43	979	22.8	86	0

* Led NFL + Led AFC

DEFENSIVE STATISTICS

According to Unofficial Press Box Statistics

TACKLES

	G	No		G	No
1976 Dave Brown	14	111	1987 Fredd Young	13	101
1977 Terry Beeson	14	134	1988 Eugene Robinson	16	114
1978 Terry Beeson	16	153	1989 Eugene Robinson	16	102
1979 Terry Beeson	16	114	1990 Nesby Glasgow	16	83
1980 Michael Jackson	15	136	1991 Terry Wooden	16	100
1981 Michael Jackson	16	140	1992 Eugene Robinson	16	94
1982 Michael Jackson	8	64	1993 Eugene Robinson	16	111
1983 Bruce Scholtz	16	104	1994 Rod Stephens	16	128
1984 Shelton Robinson	16	93	1995 Terry Wooden	16	135
1985 Fredd Young	16	118	1996 Dean Wells	16	107
1986 Fredd Young	15	121	* NFL leader	+ AFC leader	

SACKS

	G	No		G	No
1976 Steve Niehaus	14	9.5	1987 Jacob Green	12	9.5
1977 Alden Roche	12	3.5	1988 Jacob Green	16	9.0
1978 Bill Gregory	16	9.0	1989 Rufus Porter	16	10.5
1979 Manu Tuiasosopo	16	8.0	1990 Jacob Green	16	12.5
1980 Jacob Green	14	6.5	1991 Rufus Porter	15	10.0
1981 Jacob Green	16	12.0	1992 Cortez Kennedy	16	14.0
1982 Jeff Bryant	9	3.0	1993 Michael Sinclair	9	8.0
Jacob Green	9	3.0	1994 Michael Sinclair	12	4.5
1983 Jacob Green	16	16.0	1995 Antonio Edwards	13	6.5
1984 Jeff Bryant	16	14.5	Cortez Kennedy	16	6.5
1985 Jacob Green	16	13.5	1996 Michael McCrary	16	13.5+
1986 Jacob Green	16	12.0	* NFL leader	+ AFC leader	

TACKLES FOR LOSS

	G	No		G	No
1976 Steve Niehaus	14	13.0	1987 Jacob Green	12	18.0
1977 Ron East	14	9.0	1988 Jacob Green	16	16.0
1978 Keith Butler	16	12.0	1989 Rufus Porter	16	13.0
1979 Terry Beeson	16	11.0	1990 Jacob Green	16	18.0
Robert Hardy	16	11.0	1991 Rufus Porter	15	16.0
1980 Jacob Green	14	13.0	1992 Cortez Kennedy	16	28.0
1981 Jacob Green	16	18.0	1993 Cortez Kennedy	16	13.5
1982 Jacob Green	9	8.0	1994 Rufus Porter	16	12.5
Robert Hardy	8	8.0	Rod Stephens	16	12.5
1983 Jacob Green	16	25.0	Terry Wooden	16	12.5
1984 Jacob Green	16	20.0	1995 Michael Sinclair	16	10.5
1985 Jacob Green	16	20.0	Terry Wooden	16	10.5
1986 Jacob Green	16	17.0	1996 Michael McCrary	16	17.5

SPECIAL TEAMS TACKLES

	G	No		G	No
1976 Don Dufek	14	15	1988 Rufus Porter	16	16
1977 Peter Cronan	14	11	1989 Rufus Porter	16	13
Charles McShane	14	11	1990 James Jones	16	15
1978 Cornell Webster	15	12	1991 David Daniels	16	12
1979 Don Dufek	13	18	Rod Stephens	16	12
1980 Don Dufek	8	13	Chris Warren	16	12
1981 Mike Tice	16	11	1992 Tracy Johnson	16	18
1982 Eric Lane	9	6	1993 Michael Bates	16	22
Ken McAlister	9	6	1994 Dean Wells	15	16
1983 Don Dufek	14	18	1995 Mack Strong	16	19
1984 Sam Merriman	16	21	1996 Jay Bellamy	16	34
1985 John Kaiser	16	14	Coaches video numbers used		
1986 Eric Lane	15	16	starting with the 1995 season		
1987 David Hollis	11	10			

LEADING INDIVIDUAL PERFORMANCES

RUSHING

		Att	Yds	TD	Opponent
1.	*Curt Warner	32	207	3	vs. Kansas City 11/27/83 (OT)
2.	Curt Warner	24	192	3	vs. Denver 12/20/86
3.	Chris Warren	30	185	1	at Houston 12/11/94
4.	Chris Warren	36	174	1	at New England 9/19/93
5.	Curt Warner	28	169	2	at San Diego 9/15/85
6.	Chris Warren	27	168	1	vs. Phoenix 12/19/93 (OT)
7.	Chris Warren	20	154	1	vs. Kansas City 11/22/92
8.	Sherman Smith	23	152	2	at Chicago 11/5/78
9.	Lamar Smith	33	148	1	at Detroit 10/17/96
10.	Chris Warren	19	146	1	vs. San Diego 10/27/96
11.	Derrick Fenner	22	144	3	at Denver 9/23/90 (OT)
12.	Curt Warner	28	142	0	vs. San Diego 10/6/86
13.	Curt Warner	21	139	0	at Denver 10/26/86
14.	Curt Warner	27	136	0	at Denver 10/20/85 (OT)
15.	Chris Warren	29	136	1	at Washington 11/19/95
16.	*Curt Warner	24	135	0	vs. Denver 11/6/83
17.	Al Hunter	27	133	2	vs. Kansas City 12/17/78
18.	Jon Vaughn	26	131	0	vs. Pittsburgh 12/26/93
19.	Curt Warner	27	130	0	vs. L.A. Raiders 11/28/88
20.	*Curt Warner	25	128	2	at N.Y. Jets 9/11/83
21.	Chris Warren	23	127	0	at Arizona 10/29/95 (OT)
22.	Curt Warner	23	126	4	vs. Denver 12/11/88
	Chris Warren	26	126	1	vs. Pittsburgh 9/25/94
24.	*Sherman Smith	14	124	1	vs. Atlanta 11/7/76
25.	Curt Warner	25	123	1	vs. Green Bay 11/15/87
26.	Dan Doornink	21	122	2	at Atlanta 10/29/79
	Curt Warner	22	122	1	at Dallas 11/27/86
	Chris Warren	24	122	1	at New England 9/20/92
	Chris Warren	24	122	1	vs. L.A. Raiders 12/18/94
	Chris Warren	18	122	1	at Denver 11/13/94
31.	David Sims	23	121	3	at N.Y. Jets 9/17/78
	Chris Warren	27	121	1	at Jacksonville 11/12/95
33.	Curt Warner	23	119	1	vs. San Diego 11/22/87
34.	Jim Jodat	22	117	0	at Washington 9/28/80
	Chris Warren	19	117	0	at Kansas City 10/23/94
36.	*Curt Warner	26	116	0	vs. New England 12/18/83

		Att	Yds	TD	Opponent
37.	Curt Warner	23	116	2	vs. L.A. Raiders 12/8/86
	Chris Warren	16	116	0	vs. Tampa Bay 11/20/94
	Chris Warren	21	116	0	vs. Buffalo 12/8/96
40.	Chris Warren	24	115	3	vs. Denver 10/1/95
41.	Curt Warner	21	114	0	vs. Pittsburgh 9/7/86
42.	Eric Lane	14	113	1	at Minnesota 9/30/84
43.	John L. Williams	15	112	1	vs. Kansas City 9/20/87
	Curt Warner	29	112	2	at L.A. Raiders 10/25/87
	Derrick Fenner	20	112	1	at Green Bay 12/9/90
	Chris Warren	24	112	0	vs. Cleveland 11/14/93
	Chris Warren	18	112	2	vs. San Diego 10/22/95
48.	Curt Warner	22	110	1	at Atlanta 10/2/88
49.	*Curt Warner	22	109	2	vs. San Diego 9/18/83
	John L. Williams	20	109	0	vs. Denver 12/11/88
	John L. Williams	17	109	0	vs. Denver 11/24/91
	Chris Warren	24	109	1	vs. Cincinnati 10/17/95
53.	David Sims	14	106	2	vs. Baltimore 11/12/78
	Curt Warner	16	106	1	at Washington 9/28/86
55.	Curt Warner	24	105	0	vs. New England 11/17/85
	John L. Williams	17	105	0	vs. L.A. Raiders 11/28/88
	Chris Warren	17	105	3	vs. Oakland 12/17/95
58.	David Sims	22	104	1	at Green Bay 10/15/78
	Theotis Brown	14	104	0	at N.Y. Jets 10/25/81
60.	Chris Warren	19	103	0	vs. Washington 11/8/92
	Chris Warren	18	103	1	vs. Green Bay 9/29/96
62.	John L. Williams	13	102	1	vs. Houston 11/13/88
	Curt Warner	21	102	1	at L.A. Raiders 10/1/89
	John L. Williams	16	102	1	at Kansas City 1/2/94
65.	*Curt Warner	23	101	1	at L.A. Raiders 10/30/83
	Chris Warren	18	101	1	at Denver 12/10/95
	Chris Warren	22	100	2	at Washington 9/4/94

* Rookie

100 Yards: Warren 24, Warner 23, Williams 6, Sims 3, Fenner 2, S. Smith 2, Brown 1, Doornink 1, Hunter 1, Jodat 1, Lane 1, L. Smith 1, Vaughn 1.

PASSING

		Att	Cmp	Yds	TD	Opponent
1.	Dave Krieg	42	31	418	3	at Denver 11/20/83
2.	Dave Krieg	32	19	410	4	at L.A. Raiders 12/18/88
3.	Dave Krieg	44	30	406	3	at Denver 11/25/84
4.	Dave Krieg	51	33	405	4	vs. Atlanta 10/13/85
5.	Jim Zorn	33	24	384	4	vs. New Orleans 11/18/79
6.	Dave Krieg	39	29	379	2	at San Diego 11/10/91
7.	*Kelly Stouffer	46	27	370	1	vs. New Orleans 10/16/88
8.	Jeff Kemp	27	20	344	4	at Detroit 10/18/87
9.	Dave Krieg	50	30	334	2	vs. Denver 12/15/84
10.	Jim Zorn	32	21	329	2	vs. San Diego 9/3/78
11.	Jim Zorn	43	24	327	1	at Oakland 9/20/81
12.	Bruce Mathison	42	20	326	2	vs. Miami 10/4/87

1996 ATTENDANCE SUMMARY

Total Preseason (4 Games)	145,577 (36,394 avg.)
2 Home Games	68,428 (34,214 avg.)
2 Road Games	77,149 (38,574 avg.)
Total Regular Season (16 Games)	807,923 (50,495 avg.)
8 Home Games	357,570 (44,696 avg.)
8 Road Games	450,353 (56,294 avg.)
Total Attendance (20 Games)	953,500 (47,675 avg.)
10 Home Games	425,998 (42,599 avg.)
10 Road Games	527,502 (52,750 avg.)

		Att	Cmp	Yds	TD	Opponent
13.	John Friesz	38	24	323	2	vs. Houston 11/3/96
14.	Jeff Kemp	50	21	322	0	at Denver 9/15/91
15.	Jim Zorn	41	22	318	1	at Denver 11/21/82
16.	Jim Zorn	35	23	314	2	at Oakland 12/16/79
17.	Jim Zorn	36	20	312	4	vs. New England 9/21/80
18.	Dave Krieg	49	27	311	1	vs. San Diego 10/29/89
19.	Dave Krieg	35	22	310	2	at Green Bay 10/21/84
20.	Jim Zorn	32	17	308	1	at Green Bay 10/15/78
	Jim Zorn	39	22	308	2	vs. Denver 12/8/79
	Jim Zorn	47	31	308	1	vs. Kansas City 9/27/81
23.	Dave Krieg	32	22	307	5	at San Diego 9/15/85
24.	Dave Krieg	23	16	306	2	at Kansas City 11/11/90
25.	Dave Krieg	21	15	305	4	at San Diego 12/14/86

* Rookie

300 Yards: Krieg 11, Zorn 9, Kemp 2, Friesz 1, Mathison 1, Stouffer 1

RECEIVING

		No	Yds	TD	Opponent
1.	Steve Largent	15	261	3	at Detroit 10/18/87
2.	Steve Largent	12	191	1	at Denver 11/25/84
3.	+John L. Williams	7	180	1	at L.A. Raiders 12/18/88
4.	Sam McCullum	8	173	1	at Oakland 12/16/79
5.	Steve Largent	7	169	1	vs. N.Y. Jets 12/6/81
6.	Tommy Kane	10	162	0	at Miami 12/16/90
7.	Brian Blades	12	160	2	at New Orleans 9/1/91
8.	Steve Largent	8	155	3	at St. Louis 11/13/83
	Brian Blades	6	153	2	vs. N.Y. Giants 11/5/95
10.	Steve Largent	9	146	2	vs. New Orleans 11/18/79
	Brian Blades	9	146	1	vs. Phoenix 9/17/89
12.	*Brian Blades	8	145	1	vs. New Orleans 10/16/88
13.	Steve Largent	4	142	1	at Oakland 10/26/80
14.	Brian Blades	7	141	0	vs. Kansas City 11/27/94
15.	Charle Young	7	140	0	at San Diego 10/9/83
16.	Steve Largent	5	139	2	vs. L.A. Raiders 9/16/79
	Steve Largent	8	139	1	vs. N.Y. Giants 12/7/80
18.	Steve Largent	8	138	0	vs. New England 11/17/85
19.	Jimmy Teal	9	137	0	vs. Miami 10/4/87
	Joey Galloway	5	137	2	at Miami 10/6/96
21.	Steve Largent	6	135	2	vs. Houston 10/21/79
22.	Steve Largent	4	134	2	vs. Buffalo 10/30/77
	Brian Blades	7	134	0	vs. Kansas City 12/5/93
24.	Steve Largent	7	133	1	vs. New England 12/18/83
25.	Brian Blades	10	132	1	vs. San Diego 10/3/93
26.	Brian Blades	8	131	0	at San Diego 11/10/91
27.	Steve Largent	8	130	2	vs. Washington 9/25/83
	Steve Largent	8	130	1	at Minnesota 9/30/84
29.	Steve Largent	7	129	1	at Green Bay 10/21/84
	+John L. Williams	12	129	1	vs. L.A. Raiders 12/17/89
31.	*Steve Largent	7	128	1	vs. San Francisco 9/26/76
	Ray Butler	3	128	2	at New England 9/21/86
33.	Steve Largent	6	127	1	vs. San Diego 9/3/78
	Steve Largent	6	127	1	at Green Bay 10/15/78
	Steve Largent	6	127	0	at Atlanta 10/29/79
	Steve Largent	6	127	2	vs. New England 9/21/80
	Brian Blades	7	127	0	at Denver 12/10/95
38.	Steve Largent	6	126	2	at Chicago 11/5/78
39.	Brian Blades	4	123	2	at L.A. Raiders 12/11/88
40.	Sam McCullum	6	122	1	at Oakland 9/20/81
	Brian Blades	8	122	0	at Denver 11/26/89
	Tommy Kane	6	122	0	at Denver 9/15/91
43.	Daryl Turner	7	121	4	at San Diego 9/15/85

	No	Yds	TD	Opponent
44.	Steve Largent	9	120	2 at Kansas City 12/2/79
45.	Steve Largent	5	118	1 vs. San Diego 10/4/81
	Paul Johns	6	118	1 vs. Pittsburgh 10/23/83
	Byron Franklin	5	118	1 vs. San Diego 10/6/86
48.	+John L. Williams	8	117	1 at Chicago 12/20/87
	Brian Blades	10	117	1 vs. San Diego 10/29/89
50.	Steve Largent	4	116	2 vs. San Diego 11/27/77
	Steve Largent	8	116	2 vs. San Diego 9/18/83
	Paul Johns	9	116	0 at Denver 11/20/83
53.	Steve Largent	8	114	1 at Cincinnati 9/6/81
	*Joey Galloway	5	114	2 at Jacksonville 11/12/95
55.	Duke Fergerson	4	113	1 vs. Buffalo 10/30/77
	Brian Blades	7	113	1 at L.A. Raiders 10/1/89
57.	Sam McCullum	4	112	2 vs. St. Louis 9/12/76
	Steve Raible	3	112	1 at Minnesota 11/14/76
59.	Steve Largent	8	111	0 vs. Chicago 12/12/82
60.	Steve Largent	6	110	0 at Denver 9/23/79
	Steve Largent	5	110	0 at New Orleans 11/10/85
	+John L. Williams	9	110	0 at San Diego 11/25/90
63.	Steve Largent	5	109	0 vs. Pittsburgh 11/28/82
64.	Steve Largent	8	108	1 vs. Cleveland 12/3/78
	Steve Largent	7	108	1 vs. N.Y. Jets 11/2/86
	*Joey Galloway	5	108	1 vs. Oakland 12/17/95
	Joey Galloway	5	108	0 at Denver 12/1/96
68.	Sam McCullum	5	107	0 at N.Y. Jets 10/19/80
	Ray Butler	6	107	2 vs. Denver 12/13/87
	Brian Blades	6	107	1 at Cincinnati 12/10/89
	Brian Blades	5	107	1 at Denver 9/15/91
	Brian Blades	8	107	1 vs. Kansas City 9/3/95
73.	Steve Largent	5	106	2 vs. Buffalo 10/14/84
74.	*David Sims	4	105	1 at Cincinnati 9/25/77
	Paul Johns	8	105	0 at New England 9/16/84
76.	Steve Largent	8	104	2 vs. Detroit 12/2/84
	Kelvin Martin	8	104	1 at Indianapolis 10/2/94
78.	+*David Hughes	12	103	0 vs. Kansas City 9/27/81
	Paul Johns	5	103	0 at Denver 11/21/82
	Steve Largent	8	103	1 vs. Atlanta 10/13/85
	Brian Blades	6	103	0 vs. San Diego 12/27/92
82.	Tommy Kane	6	102	0 at Pittsburgh 10/20/91
	Sam McCullum	5	102	0 vs. Denver 12/8/79
	Steve Largent	7	102	0 at Cincinnati 11/16/86
	*Joey Galloway	5	102	1 at Buffalo 10/15/95
86.	*Steve Largent	6	101	1 vs. New Orleans 11/21/76
	Steve Largent	6	101	1 vs. Philadelphia 11/02/80
	Steve Largent	7	101	1 vs. Kansas City 12/01/85
89.	Steve Largent	6	101	0 vs. Denver 12/20/86

* Rookie; + Running Back

100 Yards: Largent 40, Blades 17, Galloway 5, McCullum 5, Johns 4, Williams 4, Kane 3, Butler 2, Fergerson 1, Franklin 1, Hughes 1, Martin 1, Raible 1, Sims 1, Teal 1, Turner 1, C. Young 1

SACKS

	No	Loss	Opponent
1.	Jacob Green	4.0	29.0 vs. N.Y. Giants 10/19/86
	Michael Sinclair	4.0	13.0 vs. Kansas City 9/15/96
	Michael McCrary	4.0	15.0 at Oakland 12/22/96
4.	Jacob Green	3.5	24.5 vs. L.A. Raiders 10/16/83
5.	Bill Gregory	3.0	10.0 vs. Denver 10/29/78
6.	Jacob Green	3.0	29.0 vs. New England 12/18/83
7.	Jacob Green	3.0	24.0 vs. Cleveland 9/3/84
8.	Jeff Bryant	3.0	19.0 vs. Detroit 12/2/84

	No	Loss	Opponent
9. Jacob Green	3.0	15.0	vs. Cleveland 12/8/85
10. Jacob Green	3.0	12.0	vs. Philadelphia 11/23/86
11. Fredd Young	3.0	17.0	vs. Philadelphia 11/23/86
12. Jacob Green	3.0	28.0	vs. Kansas City 9/11/88
13. Rufus Porter	3.0	20.0	vs. San Diego 10/15/89
14. Jacob Green	3.0	14.0	vs. Detroit 12/30/90
15. Rufus Porter	3.0	16.0	vs. Denver 11/24/91
16. Cortez Kennedy	3.0	23.0	at New England 9/20/92
17. Michael Sinclair	3.0	23.0	vs. San Diego 10/3/93
Michael Sinclair	3.0	19.0	vs. Denver 9/8/96
Michael Sinclair	3.0	15.0	vs. Buffalo 12/8/96
Michael McCrary	3.0	13.0	at Jacksonville 12/15/96

* Rookie

3.0 or More: Green 8, Sinclair 4, McCrary 2, Porter 2, Bryant 1, Gregory 1, Kennedy 1, Young 1

LEADING OPPONENT PERFORMANCES

RUSHING

Player	Team, Date	Att	Yds	TD
1. Bo Jackson	L.A. Raiders 11/30/87	18	221	2
2. Earl Campbell	Houston 10/11/81	39	186	2
3. Walter Payton	Chicago 12/5/76	27	183	0
4. Marcus Allen	L.A. Raiders 12/5/82	24	156	2
Christian Okoye	Kansas City 10/8/89	30	156	1
6. Chuck Muncie	San Diego 11/16/81	20	151	2
Freeman McNeil	N.Y. Jets 10/27/85	22	151	0
8. Eric Dickerson	L.A. Rams 9/23/85	31	150	3
9. Ted McKnight	Kansas City 9/30/79	12	147	2
10. Mike Thomas	Washington 9/19/76	27	143	1
11. Earl Campbell	at Houston 9/19/82	30	142	1
12. Mike Pruitt	at Cleveland 11/11/79	15	141	2
13. Jim Otis	St. Louis 9/12/76	27	140	1
Freeman McNeil	at N.Y. Jets 9/11/83	22	140	0
15. Gerald Riggs	Atlanta 10/13/85	23	139	0
16. Mike Pruitt	Cleveland 9/12/82	30	136	2
17. Barry Sanders	at Detroit 10/17/96	16	134	1
18. Franco Harris	Pittsburgh 10/23/83	31	132	1
Glyn Milburn	at Denver 12/10/95	18	131	0
20. Ottis Anderson	at St. Louis 11/13/83	29	130	0
21. Bobby Humphrey	at Denver 9/23/90 (OT)	25	129	0
Marshall Faulk	Indianapolis 12/4/94	27	129	1
23. Marion Butts	at San Diego 11/25/90 (OT)	28	128	0
24. Greg Pruitt	Cleveland 12/18/77	22	127	1
Gary Ellis	at Green Bay 11/1/81	23	127	0

PASSING

Player	Team, Date	Att	Cmp	Yds	TD	Int
1. Dan Fouts	at San Diego 9/15/85	43	29	440	4	1
2. John Elway	Denver 12/20/85	42	24	432	1	0
3. Ken O'Brien	N.Y. Jets 11/2/86	32	26	431	4	0
Steve Beuerlein	Phoenix 12/19/93 (OT)	53	34	431	3	2
5. Tony Eason	at New Eng 9/21/86	45	26	414	3	0

Player	Team, Date	Att	Cmp	Yds	TD	Int
6. Jeff Blake	Cincinnati 11/6/94 (OT)	43	31	387	0	1
7. Warren Moon	at Houston 11/7/93	55	36	369	2	2
8. R. Cunningham	Phil 12/13/92 (OT)	44	27	365	0	1
9. Lynn Dickey	Green Bay 10/21/84	38	24	364	3	3
10. Jay Schroeder	L.A. Raiders 12/18/88	49	22	354	3	1
11. Jeff Rutledge	at NY Giants 12/11/83	52	29	349	0	2
12. John Elway	Denver 10/22/89	35	18	344	2	0
Mark Herrmann	San Diego 10/6/85	35	26	344	3	3
14. Ken Stabler	Oakland 9/16/79	37	25	343	1	2
15. Ken Stabler	at Oakland 12/16/79	47	31	342	1	2
16. Dan Fouts	at San Diego 12/13/80	42	29	339	1	2
17. John Elway	at Denver 9/13/87	32	22	338	4	1
Dan Fouts	San Diego 9/18/83	41	21	338	4	3
19. John Elway	Denver 12/13/87	42	21	335	1	2
20. Boomer Esiason	at Cincinnati 11/16/86	33	22	334	1	1
Jeff Hostetler	at Oakland 10/8/95	33	20	333	2	0
22. Dan Fouts	San Diego 9/9/84	40	23	332	2	4
23. Dan Fouts	at San Diego 10/9/83	36	28	331	1	2
24. Jim Kelly	Buffalo 12/8/96	41	24	324	1	2
25. John Elway	at Denver 10/26/86	32	18	321	1	1

RECEIVING YARDS

Player	Team, Date	No	Yds	TD
1. Wes Chandler	at San Diego 9/15/85	13	243	1
2. Al Toon	N.Y. Jets 11/2/86	9	195	2
3. Marcus Allen	at L.A. Raiders 10/7/84	4	173	1
4. Morris Owens	Tampa Bay 10/16/77	9	166	1
Henry Marshall	at Kansas City 12/9/84	8	166	1
Roy Green	Phoenix 9/17/89	8	166	3
7. Jerry Rice	San Francisco 9/25/88	6	163	3
Tony Martin	at San Diego 9/10/95	13	163	0
9. James Lofton	at Green Bay 10/21/84	5	162	2
10. Stanley Morgan	at New England 9/21/86	7	161	3
Wesley Walker	N.Y. Jets 11/2/86	6	161	1
Fred Barnett	Philadelphia 12/13/92 (OT)	9	161	1
13. Darnay Scott	Cincinnati 11/6/94 (OT)	7	157	0
14. Cliff Branch	Oakland 9/16/79	7	156	0
Willie Davis	Kansas City 9/3/95	6	155	2
16. Vance Johnson	at Denver 11/26/89	6	154	2
17. Todd Christensen	L.A. Raiders 10/16/83	11	152	3
Gary Clark	Phoenix 12/19/93 (OT)	12	152	1
19. Tony Martin	San Diego 9/18/94	6	152	1
20. Wes Chandler	San Diego 10/6/85	9	150	2
21. Carlos Carson	Kansas City 11/27/83 (OT)	7	149	1
Gary Clark	Washington 12/23/89	9	149	1
23. Tim Brown	at Oakland 10/8/95	5	143	1
24. Anthony Miller	at San Diego 10/4/92	9	142	2
Cris Carter	Minnesota 11/10/96	7	142	0

SACKS

Player	Team, Date	No	Lost
1. Derrick Thomas	at Kansas City 11/11/90	7.0*	60.0
2. Barney Chavous	Denver 12/21/80	4.0	47.0
Anthony Smith	L.A. Raiders 10/18/92	4.0	29.0
Anthony Smith	L.A. Raiders 9/12/93	4.0	21.0
Leslie O'Neal	San Diego 10/22/95	4.0	26.0
6. Keith Willis	Pittsburgh 10/23/83	3.5	15.0
Randy White	Dallas 12/4/83	3.5	30.0
Simon Fletcher	Denver 11/30/92 (OT)	3.5	23.5
8. 11 players tied with		3.0	

* NFL record

SERIES BREAKDOWN

(Regular Season Games Only)

(*Overtime)

AFC WEST (61-89)

DENVER BRONCOS (15-24)

10/2/77	— L	13-24	53,108	9/4/88	— W @	21-14	75,986
10/7/78	— L @	7-28	74,989	12/11/88	— W	42-14	62,839
10/29/78	— *L	17-20	62,948	10/22/89	— *L	21-24	62,353
9/23/79	— L @	34-37	74,879	11/26/89	— L @	14-41	75,117
12/8/79	— W	28-23	60,038	9/23/90	— *L @	31-34	75,290
11/23/80	— L @	20-36	73,274	12/23/90	— W	17-12	55,845
12/21/80	— L	17-25	51,853	9/15/91	— L @	10-16	74,152
9/13/81	— W	13-10	58,513	11/24/91	— W	13-10	60,430
12/13/81	— L @	13-23	74,527	11/30/92	— *W	16-13	51,612
11/21/82	— W @	17-10	73,916	12/20/92	— L @	6-10	72,570
1/2/83	— W	13-11	43,145	10/31/93	— L @	17-28	73,644
11/6/83	— W	27-19	61,189	11/28/93	— L	9-17	57,812
11/20/83	— L @	27-38	74,710	10/9/94	— L +	9-16	63,872
11/25/84	— W @	27-24	74,922	11/13/94	— L @	10-17	71,290
12/15/84	— L	14-31	64,411	10/1/95	— W	27-10	49,914
10/20/85	— *L @	10-13	74,899	12/10/95	— W @	31-27	71,488
12/20/85	— L	24-27	56,283	9/8/96	— L	20-30	43,671
10/26/86	— L @	13-20	76,089	12/1/96	— L @	7-34	74,982
12/20/86	— W	41-16	63,697	* Overtime; + at Husky Stadium			
9/13/87	— L @	17-40	75,999				
12/13/87	— W	28-21	61,759				

KANSAS CITY CHIEFS (13-24)

12/11/77	— W @	34-31	22,562	9/11/88	— W	31-10	61,512
11/19/78	— W @	13-10	32,252	11/20/88	— L @	24-27	33,152
12/17/78	— W	23-19	58,490	10/8/89	— L	16-20	60,715
9/30/79	— L	6-24	61,169	11/5/89	— L @	10-20	54,489
12/2/79	— L @	21-37	42,160	10/21/90	— W	19-7	60,358
9/14/80	— W @	17-16	42,403	11/11/90	— W @	17-16	71,285
11/9/80	— L	30-31	58,976	9/22/91	— L @	13-20	71,789
9/27/81	— L	14-20	59,255	12/1/91	— L	6-19	57,248
11/22/81	— L @	13-40	49,002	9/13/92	— L @	7-26	75,125
9/4/83	— L @	13-17	42,531	11/22/92	— L	14-24	49,867
11/27/83	— *W	51-48	56,795	12/5/93	— L	16-31	58,551
11/4/84	— W	45-0	61,396	1/2/94	— L @	24-34	72,136
12/9/84	— L @	7-34	34,855	10/23/94	— L @	23-38	78,847
9/29/85	— L @	7-28	50,485	11/27/94	— W	10-9	54,120
12/1/85	— W	26-6	52,655	9/3/95	— L	10-34	47,564
9/14/86	— W	23-17	61,068	12/24/95	— L @	3-26	75,784
11/9/86	— L @	7-27	53,268	9/15/96	— L	17-35	39,970
9/20/87	— W	43-14	61,667	10/17/96	— L @	16-34	76,057
12/27/87	— L @	20-41	20,370	* Overtime			

KINGDOME MEDIA PARKING

I-5 Southbound: Take 4th Avenue South Exit. Go right at stop light at end of exit and right at next light onto Royal Brougham Way. Turn right at 1st Avenue South and right under the Alaskan Way Viaduct, following police directions. Cross Occidental Way and enter South Lot between barricades.

I-5 Northbound: Take Exit #163 for Spokane Street/Columbia Way. Follow Spokane Street off-ramp Westbound. Turn right at 1st Avenue South and follow Northbound crossing Royal Brougham Way. Turn right under the Alaskan Way Viaduct following police directions. Cross Occidental Way and enter South Lot between barricades.

I-90 Westbound: Follow Kingdome signs to 4th Avenue South Exit. Turn right at next two lights for South Lot. Turn left at bottom of exit and right at the next light three lights for the North Lot.

OAKLAND RAIDERS (17-21)

11/6/77	— L @	7-44	50,929	10/1/89	— W @	24-20	44,319
10/22/78	— W	27-7	62,529	12/17/89	— W	23-17	61,076
11/26/78	— W @	17-16	52,978	9/16/90	— L	13-17	61,889
9/16/79	— W	27-10	61,602	10/14/90	— L @	17-24	50,624
12/16/79	— W @	29-24	53,177	10/13/91	— *L	20-23	61,974
10/26/80	— L @	14-33	50,185	11/17/91	— L @	7-31	49,317
11/17/80	— L	17-19	60,480	10/18/92	— L	0-19	56,904
9/20/81	— L @	10-20	45,725	11/15/92	— L @	3-20	46,862
11/29/81	— L	31-32	57,147	9/12/93	— L	13-17	58,836
12/5/82	— L @	23-28	42,170	12/12/93	— L @	23-27	38,161
10/16/83	— W	38-36	60,697	9/11/94	— W @	38-9	47,319
10/30/83	— W @	34-21	49,708	12/11/94	— L	16-17	53,301
10/7/84	— L @	14-28	77,904	10/8/95	— L @	14-34	50,213
11/12/84	— W	17-14	64,011	12/17/95	— W	44-10	58,428
11/3/85	— W	33-3	64,060	11/24/96	— L	21-27	47,506
12/15/85	— L @	3-13	77,425	12/22/96	— W @	28-21	33,455
10/12/86	— L @	10-14	70,635	Franchise transferred from Oakland to Los Angeles in 1982. Transferred back to Oakland in 1995.			
12/8/86	— W	37-0	62,923	* Overtime			
10/25/87	— W @	35-13	52,735				
11/30/87	— L	14-37	62,802				
11/28/88	— W	35-27	62,641				
12/18/88	— W @	43-37	61,127				

SAN DIEGO CHARGERS (16-20)

11/27/77	— L	28-30	55,338	10/15/89	— W @	17-16	50,079
9/3/78	— L	20-24	55,778	10/29/89	— W	10-7	59,961
12/10/78	— L @	10-37	49,975	11/4/90	— L	14-31	59,646
9/2/79	— L	16-33	62,287	11/25/90	— *W @	13-10	50,097
10/14/79	— L @	10-20	50,077	10/27/91	— W	20-9	58,025
9/7/80	— L	13-34	62,042	11/10/91	— L @	14-17	43,597
12/13/80	— L @	14-21	49,980	10/4/92	— L @	6-17	36,783
10/4/81	— L @	10-24	51,463	12/27/92	— L	14-31	49,324
11/16/81	— W	44-23	58,628	9/5/93	— L @	12-18	58,039
9/18/83	— W	34-31	61,714	10/3/93	— W	31-14	54,778
10/9/83	— L @	21-28	49,132	09/18/94	— L +	10-24	65,536
9/9/84	— W	31-17	61,314	10/30/94	— L @	15-35	59,001
10/29/84	— W @	24-0	53,974	9/10/95	— L @	10-14	54,420
9/15/85	— W @	49-35	54,420	10/22/95	— L	25-35	45,821
10/6/85	— W	26-21	61,300	9/1/96	— L @	7-29	58,780
10/6/86	— W	33-7	63,207	10/27/96	— W	32-13	38,143
12/14/86	— W @	34-24	47,096	* Overtime; + at Husky Stadium			
11/22/87	— W	34-3	62,444				
9/18/88	— L @	6-17	44,449				
10/30/88	— W	17-14	59,641				

AFC CENTRAL (29-21)

BALTIMORE RAVENS (0-0)

Have not played

CLEVELAND BROWNS (9-4)

12/18/77	— W	20-19	61,583	12/8/85	— W	31-13	58,477
12/3/78	— W	47-24	62,262	10/9/88	— W @	16-10	78,605
11/11/79	— W @	29-24	72,440	11/12/89	— L	7-17	58,978
10/12/80	— L	3-27	61,366	11/14/93	— W	22-5	54,622
12/20/81	— W	42-21	51,435	12/24/94	— L @	9-35	54,180
9/12/82	— L	7-21	55,907	Franchise suspended in 1996.			
10/2/83	— W @	24-9	75,446				
9/3/84	— W	33-0	59,540				

CINCINNATI BENGALS (7-7)

9/25/77	— L @	20-42	45,579	12/10/89	— W @	24-17	54,744
9/6/81	— L @	21-27	41,177	10/1/90	— W	31-16	60,135
12/26/82	— L @	10-24	55,330	10/6/91	— W @	13-7	60,010
11/18/84	— W @	26-6	50,280	9/6/92	— L	3-21	57,350
9/8/85	— W @	28-24	51,625	9/26/93	— W @	19-10	46,880
11/16/86	— L @	7-34	54,410	11/06/94	— *L	17-20	46,630
10/11/87	— L	10-17	31,739	9/17/95	— W	24-21	39,492

TENNESSEE OILERS (6-4)

11/20/77 — L	10-22	61,519	12/2/90 — *W	13-10	57,592
10/21/79 — W	34-14	60,705	11/7/93 — L @	14-24	50,447
10/5/80 — W @	26-7	46,860	12/11/94 — W @	16-14	31,453
10/11/81 — L @	17-35	42,671	11/3/96 — W	23-16	36,320
9/19/82 — L @	21-23	43,117	* Overtime		
11/13/88 — W	27-24	60,446			

JACKSONVILLE JAGUARS (1-1)

11/12/95 — W @	47-30	71,290	12/15/96 — L @	13-20	66,134
----------------	-------	--------	----------------	-------	--------

PITTSBURGH STEELERS (6-5)

12/4/77 — L @	20-30	45,429	12/6/87 — L @	9-13	48,881
9/10/78 — L @	10-21	48,277	10/20/91 — W @	27-7	54,678
11/8/81 — W	24-21	59,058	12/6/92 — L @	14-20	47,015
11/28/82 — W	16-0	55,553	12/26/93 — W	16-6	51,814
10/23/83 — L	21-27	61,615	9/25/94 — W +	30-13	59,637
9/7/86 — W	30-0	61,146	* Overtime; + at Husky Stadium		

AFC EAST (22-20)**BUFFALO BILLS (4-2)**

10/30/77 — W	56-17	61,180	10/15/95 — L @	21-27	74,362
10/14/84 — W	31-28	59,034	12/1/96 — W	26-18	41,373
11/6/88 — L	3-13	61,074			
12/4/89 — W	17-16	57,682			

INDIANAPOLIS COLTS (1-4)

9/18/77 — L	14-29	58,991	12/4/94 — L	19-31	39,574
11/12/78 — L	14-17	61,905	Franchise transferred from Baltimore in 1984.		
9/29/91 — W	31-3	56,656			
10/2/94 — L @	15-17	49,876			

MIAMI DOLPHINS (2-4)

10/23/77 — L @	13-31	29,855	9/27/92 — L	17-19	59,374
9/9/79 — L @	10-19	56,233	10/6/96 — W @	22-15	59,539
10/4/87 — W	24-20	19,448	Moved from the Orange Bowl into Joe Robbie Stadium in 1987.		
12/16/90 — L @	17-24	57,851			

NEW ENGLAND PATRIOTS (7-6)

10/9/77 — L @	0-31	45,929	12/4/88 — L @	7-13	59,068
9/21/80 — L	31-37	61,035	9/24/89 — W @	24-3	48,025
12/19/82 — L	0-16	53,457	10/7/90 — W @	33-20	39,735
12/18/83 — W	24-6	59,688	9/20/92 — W @	10-6	42,327
9/16/84 — L @	23-38	43,140	9/19/93 — W @	17-14	50,392
11/17/85 — L	13-20	60,345	10/24/93 — W	10-9	56,526
9/21/86 — W @	38-31	58,977			

NEW YORK JETS (8-4)

11/13/77 — W @	17-0	43,973	10/27/85 — L @	14-17	69,320
9/17/78 — W @	24-17	46,911	11/28/86 — L	7-38	62,497
11/26/79 — W	30-7	59,977	11/9/87 — L @	14-30	60,452
10/19/80 — W @	27-17	52,496	9/8/91 — W	20-13	56,770
10/25/81 — W @	19-3	49,678	11/26/95 — L	10-16	41,160
12/6/81 — W	27-23	53,105	Moved from Shea Stadium into Giants Stadium in 1984.		
9/11/83 — W @	17-10	50,066			

NFC WEST (8-12)**ATLANTA FALCONS (4-1)**

11/7/76 — W	30-13	57,985	10/2/88 — W @	31-20	28,619
10/29/79 — W @	31-28	52,566	12/15/91 — L @	13-26	53,834
10/13/85 — W	30-26	60,430	Moved into Georgia Dome in 1992.		

CAROLINA PANTHERS (0-0)

Have not played

NEW ORLEANS SAINTS (2-3)

11/21/76	— L	27-51	61,865	10/16/88	— L	19-20	63,569
11/18/79	— W	38-24	60,055	9/1/91	— L @	24-27	68,492
11/10/85	— W @	27-3	47,365				

ST. LOUIS RAMS (1-4)

10/31/76	— L @	6-45	52,035	12/22/91	— W	23-9	51,100
11/4/79	— L	0-24	62,048	Moved from L.A. Coliseum to Anaheim Stadium in 1980. Moved from Anaheim to St. Louis in 1995.			
9/23/85	— L	24-35	63,292				
10/23/88	— L @	10-31	57,033				

SAN FRANCISCO 49ERS (1-4)

9/26/76	— L	21-37	59,108	9/25/88	— L	7-38	63,382
10/7/79	— W @	35-24	44,592	12/8/91	— L	22-24	56,711
11/25/85	— L @	6-19	57,482				

NFC CENTRAL (19-11)

CHICAGO BEARS (4-2)

12/5/76	— L	7-34	60,510	9/23/84	— W	38-9	61,520
11/5/78	— W @	31-29	50,697	12/20/87	— W @	34-21	62,518
12/12/82	— W	20-14	52,826	9/9/90	— L @	0-17	64,400

DETROIT LIONS (4-3)

10/24/76	— L	14-41	61,280	12/30/90	— W	30-10	50,681
9/24/78	— W	28-16	56,781	10/17/93	— L @	10-30	60,801
12/2/84	— W	38-17	62,441	10/17/96	— L @	16-17	51,194
10/18/87	— W @	37-14	8,310				

GREEN BAY PACKERS (3-4)

10/10/76	— L @	20-27	54,983	12/9/90	— W @	20-14	52,015
10/15/78	— L @	28-45	52,712	9/29/96	— L	10-31	59,973
11/1/81	— L @	24-34	49,467	1981 game played at Green Bay. All others in Milwaukee.			
10/21/84	— W @	30-24	52,286				
11/15/87	— W	24-13	60,963				

MINNESOTA VIKINGS (4-2)

11/14/76	— L @	21-27	45,087	11/18/90	— L	21-24	59,735
10/8/78	— W	29-28	62,031	11/10/96	— W	42-23	50,794
9/30/84	— W @	20-12	57,171	Moved from Metropolitan Stadium into the Metrodome in 1982.			
11/1/87	— W	28-17	61,134				

TAMPA BAY BUCCANEERS (4-0)

10/17/76	— W @	13-10	43,812	11/20/94	— W	22-21	37,466
10/16/77	— W	30-23	54,783	9/22/96	— W @	17-13	30,212

NFC EAST (9-23)

ARIZONA CARDINALS (0-5)

9/12/76	— L	24-30	58,441	10/29/95	— *L @	14-20	39,600
11/13/83	— L @	28-33	33,280	Franchise transferred from St. Louis in 1988.			
9/17/89	— L	24-34	60,444				
12/19/93	— *L	27-30	45,737				

DALLAS COWBOYS (1-4)

10/3/76	— L	13-28	62,027	11/27/86	— W @	31-14	58,020
11/27/80	— L @	7-51	57,540	10/11/92	— L @	0-27	62,311
12/4/83	— L	10-35	63,352				

ROOKIES UP FRONT

Pete Kendall became the first rookie guard to start the season opener since 1981 when he started against the San Diego Chargers on Sept. 1, 1996. Kendall joined Edwin Bailey as the only other rookie to start the opener at guard. Later in the season, Frank Beede became the first free agent rookie to start on the offensive line when he started for an injured Kendall at Miami and at Kansas City.

NEW YORK GIANTS (3-5)

11/28/76 — L @ 16-28 65,111	10/19/86 — W 17-12 62,282
12/7/80 — L 21-27 51,617	11/19/89 — L @ 3-15 75,014
10/18/81 — L 0-32 56,134	10/25/92 — L @ 10-23 67,399
12/11/83 — W @ 17-12 48,942	11/5/95 — W 30-28 42,100

PHILADELPHIA EAGLES (2-4)

12/12/76 — L @ 10-27 37,949	9/10/89 — L @ 7-31 64,287
11/2/80 — L 20-27 61,047	12/13/92 — *L 17-20 47,492
11/23/86 — W 24-20 55,786	12/3/95 — W 26-14 39,893

WASHINGTON REDSKINS (3-5)

9/19/76 — L @ 7-31 53,174	12/23/89 — L 0-29 60,294
9/28/80 — W @ 14-0 53,263	11/8/92 — L 3-16 53,616
9/25/83 — L 17-27 60,718	9/4/94 — W @ 28-7 52,930
9/28/86 — L @ 14-19 54,157	11/19/95 — W @ 27-20 51,298

SERIES HISTORY

	— Regular Season —				Post-sea.	Pre-sea.
	Total	Home	Road	OT		
* Arizona	0-5	0-3	0-2	0-2	0-0	6-3
Arizona	0-3	0-2	0-1	0-2	0-0	4-1
St. Louis	0-2	0-1	0-1	0-0	0-0	2-2
Atlanta	4-1	2-0	2-1	0-0	0-0	2-0
^ Baltimore	0-0	0-0	0-0	0-0	0-0	0-0
Buffalo	4-2	4-1	0-1	0-0	0-0	2-0
Carolina	0-0	0-0	0-0	0-0	0-0	0-0
Chicago	4-2	2-1	2-1	0-0	0-0	1-1
Cincinnati	7-7	2-3	5-4	0-1	0-1	0-0
Cleveland	9-4	6-3	3-1	0-0	0-0	0-0
Dallas	1-4	0-2	1-2	0-0	0-0	2-0
Denver	15-24	11-9	4-15	1-4	1-0	0-4
Detroit	4-3	3-1	1-2	0-0	0-0	5-2
+ Green Bay	3-4	1-1	2-3	0-0	0-0	1-0
Houston	6-4	4-1	2-3	1-0	0-1	1-0
# Indianapolis	1-4	1-3	0-1	0-0	0-0	4-5
Baltimore	0-2	0-2	0-0	0-0	0-0	1-0
Jacksonville	1-1	0-0	1-1	0-0	0-0	0-0
Kansas City	13-24	9-9	4-15	1-0	0-0	0-0
Miami	2-4	1-1	1-3	0-0	1-1	0-1
Minnesota	4-2	3-1	1-1	0-0	0-0	4-3
New England	7-6	2-3	5-3	0-0	0-0	1-1
New Orleans	2-3	0-2	2-1	0-0	0-0	1-0
N.Y. Giants	3-5	2-2	1-3	0-0	0-0	0-0
N.Y. Jets	8-4	3-2	5-2	0-0	0-0	0-0
@ Oakland	17-21	9-9	9-12	0-1	1-1	2-1
Oakland	6-7	3-3	3-4	0-0	0-0	2-1
Los Angeles	11-14	6-2	6-8	0-1	1-1	0-0
Philadelphia	2-4	2-2	0-2	0-1	0-0	0-0
Pittsburgh	6-5	5-1	1-4	0-0	0-0	0-0
% St. Louis	1-4	1-2	0-2	0-0	0-0	2-6
Los Angeles	1-4	1-2	0-2	0-0	0-0	2-6
San Diego	16-20	11-8	5-12	1-0	0-0	2-1
San Francisco	1-4	0-3	1-1	0-0	0-0	10-12
Tampa Bay	4-0	2-0	2-0	0-0	0-0	3-0
Washington	3-5	0-3	3-2	0-0	0-0	0-0
TOTALS	148-176	86-75	62-101	4-9	3-4	50-40

* Includes 2 games while franchise was located in St. Louis (0-2)

^ Relocated from Cleveland in 1996. All records remain in Cleveland.

+ Includes 5 games at Milwaukee's County Stadium (3-2)

Includes 2 games while franchise was located in Baltimore (0-2)

@ Includes 25 games (11-14) while franchise was located in Los Angeles

% Includes 5 games while franchise was located in Los Angeles (1-4)

OVERTIME SUMMARIES

Denver 20, at Seattle 17 — Sunday, October 29, 1978

The Broncos Jim Turner kicked a second-chance 18-yard field goal 12:59 into overtime for the win. Turner missed an 18-yarder the play before but the Seahawks were penalized for 12 men on the field. Denver's Steve Foley intercepted a pass at the Seattle 36 to set up the drive. The Broncos had three possessions in the overtime and Seattle two.

at Seattle 51, Kansas City 48 — Sunday, November 27, 1983

Norm Johnson's third 42-yard field goal of the day, with 1:46 gone, gave the Seahawks the win in the highest-scoring game in Seattle history and the third-highest in NFL history. Seattle had the only possession in overtime, driving 24 yards in four plays. Zachary Dixon's 47-yard kickoff return to the Chiefs 48 started the drive, which featured four Curt Warner runs to the Kansas City 24 before Johnson kicked his field goal on third down. Warner set team records with 32 rushes, 207 rushing yards, and scored three touchdowns. Johnson had tied the game with two seconds left in regulation with a 42-yarder.

at Denver 13, Seattle 10 — Sunday, October 20, 1985

Rich Karlis booted a 24-yard field goal 9:19 into overtime for the winner. Each team had three possessions, with the first two ending in punts. Seattle's third drive ended in Daniel Hunter's interception and 20-yard return to the Seahawks 15. Karlis booted his field goal four plays later.

Denver 24, at Seattle 21 — Sunday, October 22, 1989

David Treadwell kicked a 27-yard field goal 7:46 into overtime. Seattle won the toss and drove to the Broncos 22 where Norm Johnson's 40-yard field goal was wide left. After a Denver punt, Denver's Dennis Smith intercepted a Dave Krieg pass and returned it 28 yards to the Seattle 10, where Treadwell kicked a field goal on the next play.

at Denver 34, Seattle 31 — Sunday, September 23, 1990

David Treadwell's 25-yard field goal 9:14 into overtime capped Denver's first overtime possession. Seattle won the toss and drove to the Denver 26 where Johnson's 44-yard field goal was wide right. The Broncos then moved from their own 26 to the Seattle 8 setting up the kick.

Seattle 13, at San Diego 10 — Sunday, November 25, 1990

Norm Johnson's 40-yard field goal came 3:01 into overtime and was set up by Rufus Porter's recovery of a Nesby Glasgow forced fumble at the Chargers 23.

at Seattle 13, Houston 10 — Sunday, December 2, 1990

De ja vu. Norm Johnson's 42-yard field goal 4:25 into overtime was set up by David Wyman's recovery of a Tony Woods forced fumble at the Houston 27.

L.A. Raiders 23, at Seattle 20 — Sunday, October 13, 1991

Jeff Jaeger's 37-yard field goal 6:37 into overtime was the winner. After both team's punted on their first possession, Los Angeles' Ronnie Lott intercepted Jeff Kemp at the Seattle 19 and Jaeger kicked the game-winner on the next play.

HAPPY RETURNS

Steve Broussard's 86-yard kickoff return versus Kansas City on September 15 was the longest non-scoring play in franchise history. Broussard's 23.8 career kickoff return average is the best in franchise history.

at Seattle 16, Denver 13 — Sunday, November 30, 1992

John Kasay redeemed himself with a 32-yard field goal 11:10 into overtime as Seattle snapped an eight-game losing streak. Kasay had missed a 33-yarder on Seattle's second overtime possession. Denver had three possessions and Seattle four. The Seahawks special teams and defense set up the game-winning drive by downing a punt at the Denver 4 and holding the Broncos to no yards on three plays. Seattle drove 24 yards in four plays for the winner.

Philadelphia 20, at Seattle 17 — Sunday, December 13, 1992

Roger Ruzek's 44-yard field goal as the gun sounded ended the longest game in Seattle history (75:00). The Eagles gained 101 yards and controlled the ball for 10:02 on three overtime possessions, while holding the Seahawks to 20 yards on two.

Phoenix 30, at Seattle 27 — Sunday, December 19, 1993

Greg Davis kicked a club record and personal best 55-yard field goal on the last play of regulation and added a 41-yarder on the Cardinals only overtime possession for the win. Davis' 55-yard kick capped a 27-yard, 7-play drive after Seattle took a 27-24 lead on Rick Mirer's one-yard run with 1:22 left. Steve Beuerlein hit 5-of-6 passes on Phoenix's 57-yard, 13-play game-winning drive. It was the only possession in overtime by either team.

Cincinnati 20, at Seattle 17 — Sunday, November 6, 1994

Doug Pelfrey kicked his Cincinnati record sixth field goal of the game, a 26-yarder, 8:14 into overtime to give the winless Bengals (0-8) their first victory of the season. Pelfrey's kick came one play after quarterback Jeff Blake connected on a 76-yard pass to Darnay Scott to the Seattle 7. Each team had two possessions in the overtime. The game marked the Seahawks first game in the Kingdome, which had been undergoing ceiling tile repairs since mid-July.

at Arizona 20, Seattle 14 — Sunday, October 29, 1995

Lorenzo Lynch returned a deflected pass 72 yards for a touchdown with 3:33 left in overtime. His return ended a game that had a combined 11 turnovers, seven by Seattle, including a team record eight fumbles. Each team had chances to win late, but Seattle lost a fumble into the Cardinals end zone and had a field goal blocked while Arizona had a field goal blocked. After the block, the Seahawks moved to the Cardinals 33 where a second-and-six pass was deflected into Lynch's hand.

PLAYOFF SUMMARIES

PLAYOFF RESULTS

12/22/83	W	31-7	Denver Broncos (Sat.) (AFC Wild Card Game)	60,753
12/29/83	W	27-20	at Miami Dolphins (Sat.) (AFC Divisional Playoff Game)	71,032
1/8/84	L	14-30	at L.A. Raiders (Sun.) (AFC Championship Game)	88,734
12/22/84	W	13-7	L.A. Raiders (Sat.) (AFC Wild Card Game)	62,049
12/29/84	L	10-31	at Miami Dolphins (Sat.) (AFC Divisional Playoff Game)	73,469
1/3/88	L	20-23 (ot)	at Houston Oilers (Sun.) (AFC Wild Card Game)	49,662
12/31/88	L	13-21	at Cincinnati Bengals (Sat.) (AFC Divisional Playoff Game)	58,560

at Seattle 31, Denver 7 — Saturday, December 23, 1983

Dave Krieg completed 12-of-13 passes for 200 yards and three touchdowns to pace the win in the AFC Wild Card Game, the first playoff game in team history. Krieg expanded a 10-7 halftime lead with two scoring passes. Rookie running back Curt Warner added 99 yards rushing on 23 carries, while the defense recorded three takeaways and two sacks.

Seattle 27, at Miami 20 — Saturday, December 31, 1983

Curt Warner's two-yard touchdown run with 1:48 left capped a 66-yard, five-play drive and gave the Seahawks a road win over the defending AFC champions. The drive also featured two Dave Krieg-to-Steve Largent completions, for 16 and 40 yards. The latter placed the ball at the Dolphins two. Seattle had led 17-13 with 3:43 left but suffered a turnover to led to Miami's go-ahead score. Seattle answered with their touchdown drive and then added a field goal after Miami fumbled the ensuing kickoff. Another kickoff fumble recovery allowed Seattle to run out the clock. Warner rushed for 113 yards on 29 carries and scored twice. The Seattle defense accounted for five takeaways.

at L.A. Raiders 30, Seattle 14 — Sunday, January 8, 1984

Seattle's Cinderella season ended one game short of the Super Bowl as the Los Angeles Raiders intercepted five passes and limited the Seahawks to 167 total yards. Marcus Allen rushed for 154 yards on 25 carries and Jim Plunkett hit 17-of-24 passes for 214 yards and one touchdown as the Raiders rolled up 401 yards. Frank Hawkins rushed for two touchdowns while Malcolm Barnwell caught five passes for 116 yards.

at Seattle 13, L.A. Raiders 7 — Saturday, December 22, 1984

Dan Doornink rushed for a career-high 126 yards to lead the win over the defending Super Bowl champions. Seattle gained 205 yards rushing and controlled the ball for 34:19, while the defense recorded six sacks and three takeaways. Seattle's only touchdown came on a 26-yard Dave Krieg-to-Daryl Turner pass, while Kenny Easley last-play interception stymied the Raiders. Norm Johnson added 35 and 44-yard field goals.

at Miami 31, Seattle 10 — Saturday, December 29, 1984

Dan Marino, who threw an NFL-record 48 touchdown passes during the regular season, added three against the Seahawks. Marino completed 21-of-34 passes for 262 yards but was picked off twice by John Harris. Marino added to a 14-10 Miami halftime lead with a pair of third quarter touchdown passes. Seattle's only touchdown came on a 56-yard touchdown pass from Dave Krieg to Steve Largent.

at Houston 23, Seattle 20 (OT) — Sunday, January 3, 1988


Tony Zendejas kicked a 42-yard field goal 8:05 into overtime. Seattle tied the game with 26 seconds left on a 12-yard pass from Dave Krieg to Steve Largent, capping a 10-play, 80-yard drive. Houston held a 437-to-250 total yard and 47:44-to-20:21 time of possession advantages. Seattle played without leading rusher Curt Warner (ankle).

at Cincinnati 21, Seattle 13 — Saturday, December 31, 1988

The Bengals jumped to a 21-0 lead and held off the Seahawks in a clash between divisional winners. Cincinnati rushed for 254 yards, including 126 and a touchdown by rookie Icky Woods, and held Seattle to 13 yards. Stanley Wilson rushed for two scores. Seattle's John L. Williams caught 13 passes for 137 yards and a score, the third-best reception total in NFL history.

ROSTER ROULETTE

The Seahawks had 59 players on their roster in 1996. Of those, 53 played and 35 started at least one game.



**YEAR BY YEAR
REVIEW**

1976 REVIEW

Date	W/L	Score	Opp	Att	Interceptions	No	Yds	Avg	LG	TD	
09/12	L	24-30	St. Louis	58,441	Brown	4	70	17.5	33	0	
09/19	L	7-31	at Washington	53,174	Woolsey	4	19	4.7	13	0	
09/26	L	21-37	San Francisco	59,108	Matthews	3	60	20.0	40	1	
10/03	L	13-28	Dallas	62,027	SEA	15	218	14.5	40	1	
10/10	L	20-28	Green Bay (at Milwaukee)	54,983	OPP	30	388	12.9	70	4	
10/17	W	13-10	at Tampa Bay	43,812	Punt Returns	No	FC	Yds	Avg	LG	TD
10/24	L	14-41	Detroit	61,280	Blackwood	19	2	132	6.9	26	0
10/31	L	6-41	at L.A. Rams	52,035	Brown	13	4	74	5.6	19	0
11/07	W	31-13	Atlanta	57,985	SEA	39	6	246	6.3	26	0
11/14	L	21-27	at Minnesota	45,087	OPP	56	3	534	9.5	50	1
11/21	L	27-51	New Orleans	61,865	Kickoff Returns	No	Yds	Avg	LG	TD	
11/28	L	16-28	at N.Y. Giants	65,111	Ross	30	655	21.8	45	0	
12/05	L	7-34	Chicago	60,510	Bolton	15	280	18.6	30	0	
12/12	L	10-27	at Philadelphia	37,949	SEA	79	1605	20.3	45	0	
					OPP	46	1041	22.6	41	0	

Team Statistics	Sea	Opp	Punting	No	Yds	Avg	NetTB	I20	LGB		
TOTAL FIRST DOWNS	237	323	Engles	80	3067	38.3	29.9	3	13 55 2		
Rushing	75	166	SEA	82	3067	37.4	30.1	3	13 55 2		
Passing	140	136	OPP	65	2275	35.0	29.6	5	10 54 2		
Penalty	22	21	FGs	1-19	20-29	30-39	40-49	50+			
3rd Down: Made/Att	59/221	96/219	Bitterlich	0-0	1-1	0-2	0-1	0-0			
3rd Down Pct.	26.7	43.8	Leyboldt	0-0	2-2	1-2	5-7	0-1			
4th Down: Made/Att	15/20	6/16	SEA	0-0	3-3	1-4	5-8	0-1			
4th Down Pct.	75.0	37.8	OPP	1-1	7-7	7-11	5-9	0-2			
TOTAL NET YARDS	4062	5405	Bitterlich: (27) (—)	(36W,40W,33W)							
Avg. Per Game	290.1	386.0	Leyboldt: () () () (—)	(48,44,45B)							
Total Plays	882	1008	(25,39,51S) (—)	(43,41) (—)	(36W) (—)						
Avg. Per Play	4.6	5.3	(45,46R) (—)	(24)							
NET YARDS RUSHING	1413	2881	SEA: (27) (—)	(36W,40W,33W) (—)							
Avg. Per Game	100.9	206.0	(48,44,45B)	(25,39,51S) (—)	(43,41) (—)						
Total Rushes	374	614	(36W) (—)	(45,46R) (—)	(24)						
NET YARDS PASSING	2649	2524	OPP: (28,46W,22,26)	(37) (45,45,31)							
Avg. Per Game	189.2	180.0	(50B,39W) (—)	(38,36W,35B)	(25,44) (20)						
Sacked/Yards Lost	28/225	27/246	(44W,18,40B,21)	(32W,43,39)	(46,36,21)						
Gross Yards	2874	2770	(—)	(45S,51S)	(33,37)						
Att./Completions	480/229	367/223	DEFENSIVE STATISTICS								
Completion Pct.	47.7	60.7	(According to Unofficial Press Box Statistics)								
Had Intercepted	30	15	Tackles								
PUNTS/AVERAGE	82/37.4	65/35.0	Player	T	S	A	Sa	T/L	PD	FF	FR
NET PUNTING AVG.	30.1	29.6	Brown	111	85	26	0.0	2.0	17	2	0
PENALTIES/YARDS	80/684	106/926	Curtis	107	66	41	1.0	5.0	1	0	1
FUMBLES/BALL LOST	30/18	23/13	Bradley	101	75	26	0.0	7.0	4	1	1
TOUCHDOWNS	29	53	Matthews	92	75	17	0.0	0.0	13	0	0
Rushing	14	20	Niehaus	90	58	32	8.5	13.0	0	0	1
Passing	13	27	NOTABLE								
Returns	2	6	Record (Finish): 2-12 (5th, NFC West)								
TOTAL POINTS	229	429	Head Coach: Jack Patera (2-12, .143)								

By Quarters	1	2	3	4	OT	Tot		
SEA	39	73	61	56	0	229		
OPP	91	116	127	95	0	429		
Scoring	TD	Ru	Pa	Rt	PAT	FG	S	Pts
Leyboldt	0	0	0	0	19-22	8-12	0	43
Smith	5	4	1	0	0	0	0	30
Largent	4	0	4	0	0	0	0	24
McCullum	4	0	4	0	0	0	0	24
McKinnis	4	0	0	0	0	0	0	24
Zorn	4	0	0	0	0	0	0	24
SEA	29	14	13	2	26-29	9-16	1	229
OPP	53	20	27	6	51-53	20-30	0	429
Rushing	Att	Yds	Avg	LG	TD			
Smith	119	537	4.5	53	4			
Zorn	52	246	4.7	19	4			
Testerman	67	246	3.8	16	1			
Nelson	52	173	3.3	25	1			
McKinnis	46	105	2.2	14	4			
SEA	374	1413	3.7	53	14			
OPP	614	2881	4.6	47	20			
Receiving	No	Yds	Avg	LG	TD			
Largent	54	705	13.0	45	4			
Howard	37	422	11.4	30	0			
Smith	36	384	10.6	34	1			
McCullum	32	506	15.8	72	4			
Testerman	25	232	9.2	25	1			
SEA	229	2874	12.5	80	13			
OPP	223	2770	12.4	66	27			

Passing	Att	Cmp	Yds	Cmp%	Yds/Att	TD	TD%	Int	Int%	LG	Sacked	Rating
Zorn	439	208	2571	47.3	5.85	12	2.7	27	6.1	80	25/196	49.4
Munson	37	20	295	54.0	7.97	1	2.7	3	8.1	44	3/29	----
SEA	480	229	2874	47.7	5.98	13	3.7	30	6.2	80	26/225	49.9
OPP	367	223	2770	60.7	7.54	27	7.3	15	4.0	66	27/246	91.7

* Rookie or first-year player

1977 REVIEW

Date	W/L	Score	Opp	Att	Interceptions	No	Yds	Avg	LG	TD	
09/18	L	14-29	Baltimore	58,991	Beamon	6	36	6.0	16	0	
09/25	L	20-42	at Cincinnati	45,579	McMillan	4	157	39.2	57	0	
10/02	L	13-24	Denver	53,108	Brown	4	68	17.0	29	1	
10/09	L	0-31	at New England	45,929	Preece	4	55	13.7	29	0	
10/16	W	30-23	Tampa Bay	54,783	Geddes	3	9	3.0	6	0	
10/23	L	13-31	at Miami	29,855	SEA	25	356	14.2	57	1	
10/30	W	56-17	Buffalo	61,180	OPP	32	594	18.5	102	3	
11/06	L	7-44	at Oakland	50,929	Kickoff Returns	No	Yds	Avg	LG	TD	
11/13	W	17-0	at N. Y. Jets	43,973	Hunter	36	820	22.7	41	0	
11/20	L	10-22	Houston	61,519	Ferguson	11	240	21.8	39	0	
11/27	L	28-30	San Diego	55,338	Packer	13	280	21.5	44	0	
12/04	L	20-30	at Pittsburgh	45,429	SEA	71	1502	21.2	44	0	
12/11	W	34-31	at Kansas City	22,562	OPP	50	1240	24.8	70	0	
12/18	W	20-19	Cleveland	61,583	Punt Returns	No	FC	Yds	Avg	LG	TD

Team Statistics	Sea	Opp
TOTAL FIRST DOWNS	251	295
Rushing	116	152
Passing	116	125
Penalty	19	18
3rd Down: Made/Att	72/187	86/206
3rd Down Pct.	38.5	42.7
4th Down: Made/Att	6/16	9/14
4th Down Pct.	37.8	64.3
TOTAL NET YARDS	4292	4818
Avg. Per Game	306.5	344.1
Total Plays	869	963
Avg. Per Play	4.9	5.0
NET YARDS RUSHING	1964	2485
Avg. Per Game	140.2	177.5
Total Rushes	461	596
NET YARDS PASSING	2328	2333
Avg. Per Game	166.2	166.6
Sacked/Yards Lost	21/131	18/131
Gross Yards	2459	2464
Att./Completions	387/175	349/196
Completion Pct.	45.2	56.1
Had Intercepted	32	25
PUNTS/AVERAGE	64/37.9	54/35.9
NET PUNTING AVG.	30.9	30.8
PENALTIES/YARDS	76/666	96/794
FUMBLES/BALL LOST	26/13	20/11
TOUCHDOWNS	37	43
Rushing	12	21
Passing	23	19
Returns	2	3
TOTAL POINTS	282	373

DEFENSIVE STATISTICS

(According to Unofficial Press Box Statistics)

Player	Tackles							
	T	S	A	Sa	T/L	PD	FF	FR
Beeson	136	110	26	1.0	8.0	5	0	1
Beamon	128	82	36	0.0	2.0	8	1	0
Green	98	57	41	0.0	6.0	5	1	0
Preece	96	61	35	0.0	0.0	5	1	1
McMillan	80	63	17	0.0	3.0	15	0	3
Lurtsema	79	46	33	2.0	5.0	0	0	0

NOTABLE

Record (Finish): 5-9 (4th, AFC West). Set record for wins by 2nd year expansion team.

Head Coach: Jack Patera (7-21, .250)

Assistants: Sam Boghosian (Off. Coord./OL), Bob Hollway (Def. Coord./DBs), Earl Leggett (DL), Andy MacDonald (RBs), Larry Peccatiello (LBs), Jerry Rhome (QB/WRs/TEs)

Captains: T Norm Evans (Off), S Eddie McMillan (Def), S Steve Preece (Sp. Teams)

MVP: WR Steve Largent

Pro Bowl: None

National Honors: None

All-NFL: None

Starters: Offense: WR Duke Ferguson (8), WR Sam McCullum (3), WR Steve Raible (3), LT Nick Bebout (12), LG Gordon Jolley (11), *LG Tom Lynch (5), C Art Kuehn (14), RG Ron Coder (14), RT Norm Evans (13), TE Ron Howard (12), WR Steve Largent (14), QB Jim Zorn (10), QB Steve Myer (4), RB Sherman Smith (13), FB Don Testerman (13)

Defense: LE Richard Harris (14), LT Ron East (14), RT Bob Lurtsema (9), *RT Dennis Boyd (5), RE Alden Roche (9), LLB Sammy Green (14), *MLB Terry Beeson (13), RLB Ken Geddes (14), LCB Eddie McMillan (14), RCB Dave Brown (14), SS Autry Beamon (9), SS Don Dufek (5), FS Steve Preece (14).

Specialists: P Rick Engles (1), P Herman Weaver (13), K John Leypoldt (14).

* Rookie or first-year player

Passing	Att	Cmp	Yds	Cmp%	Yds/Att	TD	TD%	Int	Int%	LG	Sacked	Rating
Zorn	251	104	1683	41.4	6.60	16	6.3	19	7.5	82	12/51	54.2
Myer	130	70	729	53.8	5.60	6	4.6	12	9.2	45	9/80	47.6
SEA	387	175	2459	45.2	6.35	23	5.9	32	8.2	82	21/131	51.7
OPP	349	196	2465	56.1	7.06	19	5.4	25	7.1	67	18/131	66.6

1978 REVIEW

Date	W/L	Score	Opp	Att	Interceptions	No	Yds	Avg	LG	TD		
09/03	L	20-24	San Diego	55,778	Webster	5	9	1.8	4	0		
09/10	L	10-21	at Pittsburgh	48,277	Harris	4	65	16.3	28	0		
09/17	W	24-17	at N.Y. Jets	46,911	Beamon	4	17	4.3	15	0		
09/24	W	28-16	Detroit	56,781	Brown	3	44	14.7	44	0		
10/01	L	7-28	at Denver	74,989	SEA	22	193	8.8	44	1		
10/08	W	29-28	Minnesota	62,031	OPP	22	300	13.6	52	1		
10/15	L	28-45	Green Bay (at Milwaukee)	52,712	Punting	No	Yds	Avg	NetTB	I20	LGB	
					Weaver	66	2440	37.0	29.5	6	13	59
10/22	W	27-7	Oakland	62,529	SEA	69	2543	36.9	29.9	6	15	59
10/29	L	17-20	Denver (OT)	62,948	OPP	66	2507	38.0	31.0	6	16	67
11/05	W	31-29	at Chicago	50,697	Punt Returns	No	FC	Yds	Avg	LG	TD	
11/12	L	14-17	Baltimore	61,905	Crawford	34	4	284	8.4	22	0	
11/19	W	13-10	at Kansas City	35,252	SEA	40	5	342	8.6	42	0	
11/26	W	17-16	at Oakland	52,978	OPP	36	9	363	10.1	24	0	
12/03	W	47-24	Cleveland	62,262	Kickoff Returns	No	Yds	Avg	LG	TD		
12/10	L	10-37	at San Diego	49,975	Hunter	16	385	24.1	38	0		
12/17	W	23-19	Kansas City	58,490	Crawford	35	829	23.7	36	0		
					SEA	67	1510	22.5	38	0		
					OPP	66	1328	20.1	95	1		

Team Statistics	Sea	Opp
TOTAL FIRST DOWNS	345	331
Rushing	150	153
Passing	156	160
Penalty	39	18
3rd Down: Made/Att	98/235	88/216
3rd Down Pct.	41.7	40.7
4th Down: Made/Att	20/31	8/14
4th Down Pct.	54.5	57.1
TOTAL NET YARDS	5511	5522
Avg. Per Game	344.4	345.1
Total Plays	1072	1036
Avg. Per Play	5.1	5.3
NET YARDS RUSHING	2394	2517
Avg. Per Game	149.6	157.3
Total Rushes	561	551
NET YARDS PASSING	3117	3005
Avg. Per Game	194.8	187.8
Sacked/Yards Lost	44/284	25/220
Gross Yards	3401	3225
Att./Completions	467/261	460/263
Completion Pct.	55.9	57.2
Had Intercepted	22	22
PUNTS/AVERAGE	69/36.9	66/38.0
NET PUNTING AVG.	29.9	31.0
PENALTIES/YARDS	94/789	125/997
FUMBLES/BALL LOST	36/19	34/17
TOUCHDOWNS	44	43
Rushing	28	20
Passing	15	21
Returns	1	2
TOTAL POINTS	345	358

By Quarters	1	2	3	4	OT	Tot		
SEA	85	115	50	95	0	345		
OPP	68	114	79	94	3	358		
Scoring	TD	Ru	Pa	Rt	PAT	FG	S	Pts
Sims	15	14	1	0	0	0	0	90
Herrera	0	0	0	0	40-44	13-21	0	79
Largent	8	0	8	0	0	0	0	48
Smith	7	6	1	0	0	0	0	42
Zorn	6	6	0	0	0	0	0	36
SEA	44	28	15	1	40-44	13-21	13	45
OPP	43	20	21	2	41-43	19-27	1	358
Rushing	Att	Yds	Avg	LG	TD			
Smith	165	805	4.9	67	6			
Sims	174	752	4.3	44	14			
Hunter	105	348	3.3	55	2			
Zorn	59	290	4.9	23	6			
SEA	561	2394	4.3	67	28			
OPP	551	2517	4.6	62	20			
Receiving	No	Yds	Avg	LG	TD			
Largent	71	1168	16.5	57	8			
McCullum	37	525	14.2	44	3			
Sims	30	195	6.5	25	1			
Smith	28	366	13.1	64	1			
Raible	22	316	14.4	38	1			
SEA	261	3401	13.0	64	15			
OPP	263	3225	12.3	55	21			

Passing	Att	Cmp	Yds	Cmp%	Yds/Att	TD	TD%	Int	Int%	LG	Sacked	Rating
Zorn	443	248	3283	56.0	7.41	15	3.4	20	4.5	64	44/284	72.2
Myer	22	11	94	50.0	4.27	0	0.0	2	9.1	17	0/0	----
SEA	467	261	3401	55.9	7.28	15	3.2	22	4.7	64	44/284	70.0
OPP	460	263	3225	57.2	7.01	21	4.6	22	4.8	55	25/220	74.3

FGs	1-19	20-29	30-30	40-49	50+
Herrera	2-2	1-1	5-7	5-10	0-1
SEA	2-2	1-1	5-7	5-10	0-1
OPP	2-2	7-7	8-10	2-5	0-3

Herrera: (45S,47S) (20, 42S) (45) (—) (33R) (19) (38S) (42,32) (49L,37) (34) (53S) (40,18) (46) (38) (48) (42R,31)

OPP: (18) (52S,31R) (37) (49S,44,38,29) (—) (48R) (22) (—) (34,34R,50S,18) (33,36,39) (22,49S) (20) (26) (51L,40) (37,26,27) (33)

DEFENSIVE STATISTICS

(According to Unofficial Press Box Statistics)

Tackles

Player	T	S	A	Sa	T/L	PD	FF	FR
Beeson	153	107	46	0.0	10.0	4	0	0
Butler	122	83	39	2.0	12.0	13	0	2
Green	115	79	36	0.0	5.0	2	0	1
Webster	113	85	28	0.0	5.0	33	0	1
Harris	113	72	41	2.0	4.0	15	1	0

NOTABLE

Record (Finish): 9-7 (T2nd, AFC West). Best third-year expansion record. Missed playoffs by one game.

Head Coach: Jack Patera (16-28, .364)

Assistants: Jack Christensen (DBs), Andy MacDonald (RBs), Jim Mora (DL), Howard Mudd (OL), Larry Peccatiello (Def Coach/LBs), Jerry Rhome (Off. Coach/QBs/WRs/TEs)

Captains: T Norm Evans (Off), DT Dennis Boyd (Def), S Autry Beamon (Sp. Teams)

MVP: QB Jim Zorn

Pro Bowl: WR Steve Largent (1)

National Honors: Jack Patera (Coach of the Year), GM John Thompson (Executive of the Year)

First-Team All-NFL: QB Jim Zorn (NEA)

Starters: Offense: WR Sam McCullum (16), LT Nick Bebout (16), LG Tom Lynch (16), C John Yarno (13), C Art Kuehn (3), RG Bob Newton (16), RT Steve August (14), RT Norm Evans (2), TE Ron Howard (11), TE John Sawyer (5), WR Steve Largent (16), QB Jim Zorn (16), FB David Sims (8), FB Don Testerman (5), RB Sherman Smith (12).

Defense: LE Ernie Price (11), LT Dennis Boyd (16), RT Bill Sandifer (8, also 5 @LE), RT Steve Niehaus (6), RE Bill Gregory (14), LLB Sammy Green (16), MLB Terry Beeson (16), *RLB Keith Butler (14), LCB Cornell Webster (14), *LCB Keith Simpson (2), RCB Dave Brown (16), SS Autry Beamon (16), *FS John Harris (16).

Specialists: K Efren Herrera (16), P Herman Weaver (16).

* Rookie or first-year player

1979 REVIEW

Date	W/L	Score	Opp	Att	Receiving	No	Yds	Avg	LG	TD
09/02	L	16-33	San Diego	62,287	Largent	66	1237	18.7	55	9
09/09	L	10-19	at Miami	56,233	Doornink	54	432	8.0	41	1
09/16	W	27-10	Oakland	61,602	Smith	48	499	10.4	35	4
09/23	L	34-37	at Denver	74,879	McCullum	46	739	16.1	65	4
09/30	L	6-24	Kansas City	61,169	Peets	25	293	11.7	28	1
10/07	W	35-24	at San Francisco	44,592	Raible	20	252	12.6	41	1
10/14	L	10-20	at San Diego	50,077	Moore	14	128	9.1	24	0
10/21	W	34-14	Houston	60,705	SEA	292	3791	13.0	65	20
10/29	W	31-28	at Atlanta (M)	52,566	OPP	317	3739	11.8	51	21
11/04	L	0-24	L.A. Rams	62,048	Interceptions	No	Yds	Avg	LG	TD
11/11	W	29-24	at Cleveland	72,440	Brown	6	46	9.2	23	0
11/18	W	38-24	New Orleans	60,055	Simpson	4	72	18.0	41	0
11/26	W	30-7	N.Y. Jets (M)	59,977	Harris	2	30	15.0	25	0
12/02	L	21-37	at Kansas City	42,160	SEA	17	284	16.7	91	1
12/08	W	28-23	Denver (Sa)	60,038	OPP	18	185	10.3	34	1
12/16	W	29-24	at Oakland	53,177	Kickoff Returns	No	Yds	Avg	LG	TD

Team Statistics		Sea	Opp	Tackles	
TOTAL FIRST DOWNS		315	350	T	S A Sa
Rushing		121	146	T/L	PD FF FR
Passing		171	171	Beeson	116 89 27 2.0 11.0 4 0 1
Penalty		23	33	Beamon	112 75 38 0.0 3.0 14 1 2
3rd Down: Made/Att	104/243	88/224	39.3	Jackson	95 53 42 0.0 4.0 8 0 1
3rd Down Pct.	42.8	39.3		Hardy	87 67 22 3.5 11.0 1 1 0
4th Down: Made/Att	14/23	13/21	61.9	Butler	88 56 32 2.0 3.0 9 0 2
4th Down Pct.	60.7	61.9		Simpson	88 73 15 2.0 5.0 12 4 0
TOTAL NET YARDS	5557	5834			
Avg. Per Game	347.3	364.6			
Total Plays	1046	1078			
Avg. Per Play	5.3	5.4			
NET YARDS RUSHING	1967	2375			
Avg. Per Game	122.9	148.4			
Total Rushes	500	533			
NET YARDS PASSING	3590	3459			
Avg. Per Game	224.4	216.2			
Sacked/Yards Lost	23/201	37/280			
Gross Yards	3791	3739			
Att./Completions	523/292	508/317			
Completion Pct.	55.8	62.4			
Had Intercepted	18	17			
PUNTS/AVERAGE	70/38.4	69/37.9			
NET PUNTING AVG.	33.1	31.5			
PENALTIES/YARDS	104/903	117/1045			
FUMBLES/BALL LOST	31/18	39/16			
TOUCHDOWNS	46	46			
Rushing	24	23			
Passing	20	21			
Returns	2	2			
TOTAL POINTS	378	372			

By Quarters	1	2	3	4	OT	Tot
SEA	78	114	87	99	--	378
OPP	63	116	84	109	--	372
Scoring	TD	Ru	Pa	Rt	PAT	FG S Pts
Herrera	0	0	0	0	43-46	19-23 0 100
Smith	15	11	4	0	0	0 0 90
Doornink	9	8	1	0	0	0 0 54
Largent	9	0	9	0	0	0 0 54
McCullum	4	0	4	0	0	0 0 24
SEA	46	24	20	2	43-46	19-23 1378
OPP	46	23	21	2	42-46	18-28 0372
Rushing	Att	Yds	Avg	LG	TD	
Smith	194	775	4.0	31	11	
Doornink	152	500	3.3	26	8	
Zorn	46	279	6.1	41	2	
Hunter	34	174	5.1	67	1	
Moore	44	168	3.8	18	2	
SEA	500	1967	3.9	67	24	
OPP	533	2375	4.5	84	23	
Punting	No	Yds	Avg	NetTB	I20	LGB
Weaver	66	2651	40.2	33.4	3	11 60 3
SEA	70	2687	38.4	33.1	4	11 60 3
OPP	69	2616	37.9	31.5	8	14 64 1
Punt Returns	No	FC	Yds	Avg	LG	TD
T. Green	16	3	121	7.6	30	0
Moore	10	1	90	9.0	29	0
SEA	34	6	281	8.3	30	0
OPP	42	12	289	6.9	27	0

Passing	Att	Cmp	Yds	Cmp%	Yds/Att	TD	TD%	Int	Int%	LG	Sacked	Rating
Zorn	505	285	3661	56.4	7.25	20	4.0	18	3.6	65	23/201	77.6
SEA	523	292	3791	55.8	7.25	20	3.8	18	3.4	65	23/201	76.2
OPP	508	317	3739	62.4	7.36	21	4.1	17	3.3	51	37/280	84.6

DEFENSIVE STATISTICS

(According to Unofficial Press Box Statistics)

Player	T	S	A	Sa	T/L	PD	FF	FR
Beeson	116	89	27	2.0	11.0	4	0	1
Beamon	112	75	38	0.0	3.0	14	1	2
Jackson	95	53	42	0.0	4.0	8	0	1
Hardy	87	67	22	3.5	11.0	1	1	0
Butler	88	56	32	2.0	3.0	9	0	2
Simpson	88	73	15	2.0	5.0	12	4	0

NOTABLE

Record (Finish): 9-7 (T3rd, AFC West)
Head Coach: Jack Patera (25-35, .417)
Assistants: Jack Christensen (DBs), Andy MacDonald (RBs), Jim Mora (DL), Howard Mudd (OL), Larry Peccatiello (Def Coach/LBs), Jerry Rhome (Off. Coach/ QBs/WRs/TEs), Rusty Tillman (Sp. Teams)
Captains: WR Steve Largent (Off), DE Dennis Boyd (Def), S Autry Beamon (Sp. Teams)
MVP: WR Steve Largent
Pro Bowl: WR Steve Largent (2)
National Honors: None
All-NFL: WR Steve Largent (SI, NY Daily News)
Starters: Offense: WR Sam McCullum (16), LT Nick Bebout (13), LT Louis Bullard (2), LG Tom Lynch (16), C John Yarno (16), RG Bob Newton (11), RG Ron Coder (5), RT Steve August (16), TE Brian Peets (14), WR Steve Largent (15), QB Jim Zorn (16), RB Sherman Smith (15), FB David Sims (4), FB Dan Doornink (12).
Defense: LE Carl Eller (8), LE Dennis Boyd (4), LE Ernie Price (4), *LT Robert Hardy (16), *RT Manu Tuiaosopo (16), RE Bill Gregory (16), LLB Sammy Green (9), *LLB Michael Jackson (7), MLB Terry Beeson (16), RLB Keith Butler (14), LCB Cornell Webster (14), LCB Kerry Justin (2), RCB Dave Brown (16), SS Keith Simpson (11), SS Autry Beamon (4), FS Autry Beamon (9), FS John Harris (6).
Specialists: K Efen Herrera (16), P Herman Weaver (16).
 * Rookie or first-year player

1980 REVIEW

Date	W/L	Score	Opp	Att	Receiving	No	Yds	Avg	LG	TD		
09/07	L	13-34	San Diego	62,042	Largent	66	1064	16.1	67	6		
09/14	W	17-16	at Kansas City	42,403	McCullum	62	874	14.1	58	5		
09/21	L	31-37	New England	61,035	Sawyer	36	410	11.4	32	0		
09/28	W	14-0	at Washington	53,263	Doornink	31	237	7.6	16	2		
10/05	W	26-7	at Houston	46,860	Jodat	26	190	7.3	14	1		
10/12	L	3-27	Cleveland	61,366	Moore	25	231	9.2	34	0		
10/19	W	27-17	at N.Y. Jets	52,496	SEA	287	3494	12.2	67	18		
10/26	L	14-33	at Oakland	50,185	OPP	267	3280	12.3	68	28		
11/02	L	20-27	Philadelphia	61,047	Punting	No	Yds	Avg	NetTB	I20	LGB	
11/09	L	30-31	Kansas City	58,976	Weaver	67	2798	41.8	31.6	7	14	62
11/17	L	17-19	Oakland (M)	60,480	SEA	70	2827	40.4	31.6	7	15	62
11/23	L	20-36	at Denver	73,274	OPP	66	2652	40.2	34.6	1	20	60
11/27	L	7-51	at Dallas (Th)	57,540	Punt Returns	No	FC	Yds	Avg	LG	TD	
12/07	L	21-27	N.Y. Giants	51,617	Lewis	41	9	349	8.5	75	1	
12/13	L	14-21	at S. Diego (Sa)	49,980	SEA	41	9	349	8.5	75	1	
12/21	L	17-25	Denver	51,853	OPP	42	9	476	11.3	36	0	

Team Statistics		Sea	Opp
TOTAL FIRST DOWNS		302	301
Rushing		114	129
Passing		166	147
Penalty		22	25
3rd Down: Made/Att	85/230	110/235	
3rd Down Pct.	37.0	46.8	
4th Down: Made/Att	10/15	13/14	
4th Down Pct.	66.7	92.9	
TOTAL NET YARDS		4879	5177
Avg. Per Game	304.9	323.6	
Total Plays	1024	1038	
Avg. Per Play	4.8	5.0	
NET YARDS RUSHING		1783	2067
Avg. Per Game	111.4	129.2	
Total Rushes	456	550	
NET YARDS PASSING		3096	3110
Avg. Per Game	193.5	194.4	
Sacked/Yards Lost	51/398	26/170	
Gross Yards	3494	3280	
Att./Completions	517/287	462/267	
Completion Pct.	55.5	57.8	
Had Intercepted	23	23	
PUNTS/AVERAGE	70/40.4	66/40.2	
NET PUNTING AVG.	31.6	34.6	
PENALTIES/YARDS	109/901	103/876	
FUMBLES/BALL LOST	38/15	33/11	
TOUCHDOWNS		33	47
Rushing		13	17
Passing		18	28
Returns		2	2
TOTAL POINTS		291	408

By Quarters	1	2	3	4	OT	Tot
SEA	25	95	50	121	---	291
OPP	48	139	77	144	---	408

Scoring	TDR	Ru	Pa	Rt	PAT	FG	S	Pts
Herrera	0	0	0	0	33-33	20-31	0	93
Jodat	6	5	1	0	0	0	0	36
Largent	6	0	6	0	0	0	0	36
McCullum	6	0	6	0	0	0	0	36
Doornink	5	3	2	0	0	0	0	30
McCutcheon	4	3	1	0	0	0	0	24
SEA	33	13	18	2	33-33	20-31	0	291
OPP	47	17	28	2	45-47	25-33	3	408

Rushing	Att	Yds	Avg	LG	TD
Jodat	155	632	4.1	26	5
Doornink	100	344	3.4	22	3
Zorn	44	214	4.9	25	1
McCutcheon	40	202	5.1	32	3
Moore	60	202	3.4	20	0
SEA	456	1783	3.9	32	13
OPP	550	2067	3.8	46	17

Interceptions	No	Yds	Avg	LG	TD
Brown	6	32	5.3	24	0
Harris	6	28	4.7	15	0
Simpson	3	15	5.0	10	0
SEA	23	95	4.1	24	0
OPP	23	170	7.4	25	2

Passing	Att	Cmp	Yds	Cmp%	Yds/Att	TD	TD%	Int	Int%	LG	Sacked	Rating
Zorn	488	276	3346	53.3	6.86	17	3.5	20	4.1	67	44/341	72.4
Adkins	23	10	136	43.5	5.91	1	4.3	3	13.0	22	5/51	----
Krieg	2	0	0	0.0	0.00	0	0.0	0	0.0	0	1/6	----
SEA	517	287	3494	55.5	6.76	18	3.5	23	4.4	67	51/398	71.3
OPP	462	267	3280	57.8	7.10	28	6.1	23	5.0	68	26/170	79.3

Kickoff Returns	No	Yds	Avg	LG	TD
Lewis	25	585	23.4	54	0
Webster	21	406	19.3	34	0
SEA	73	1489	20.4	54	0
OPP	64	1223	19.1	46	0

FGs	1-19	20-29	30-30	40-49	50+
Herrera	1-1	6-6	8-9	4-10	1-5
SEA	1-1	6-6	8-9	4-10	1-5
OPP	1-1	8-9	9-11	3-5	4-7

Herrera: (46,54S,28) (19) (33) (—)(32,33, 50,44,40R) (51S,29) (48,23) (48S) (21,31,41L) (39,31,33,60S) (46S,37) (21,20) (—) (52R,48R) (47L) (31R,47) **OPP:** (41,29) (50,23,57) (19,30,44R,29) (33R,50S,52R) (—) (—) (37L) (34,38,43S, 30,25) (39,25) (42) (28) (24,33) (—) (43,32) (23L) (53,55,34,38,52S)

DEFENSIVE STATISTICS

(According to Unofficial Press Box Statistics)

Tackles

Player	T	S	A	Sa	T/L	PD	FF	FR
Jackson	136	105	31	0.0	4.0	5	1	2
Harris	119	80	39	0.0	2.0	9	0	1
Simpson	110	82	28	1.0	4.0	16	5	0
Beeson	101	65	36	1.0	5.0	1	2	1
Hardy	103	72	31	3.0	15.0	2	1	1
Tuiasosopo	94	63	31	3.5	8.0	4	0	1

NOTABLE

Record (Finish): 4-12 (5th, AFC West), Finished 0-8 at home, lost last 9 overall.
Head Coach: Jack Patera (29-47, .382)
Assistants: Jack Christensen (DBs), Andy MacDonald (RBs), Jim Mora (DL), Howard Mudd (OL), Larry Peccatiello (Def Coach/LBs), Jerry Rhome (Off. Coach/ QBs/WRs/TEs), Rusty Tillman (Sp. Teams)
Captains: WR Steve Largent (Off), SS Keith Simpson (Def)
MVP: WR Sam McCullum
Pro Bowl: None
National Honors: None
All-NFL: None
Starters: Offense: WR Sam McCullum (16), LT Louis Bullard (13), *LT Ron Essink (3), LG Tom Lynch (12), LG Jeff Sevy (4), C John Yarno (16), RG Bob Newton (16), RT Steve August (16), TE John Sawyer (16), WR Steve Largent (16), QB Jim Zorn (16), RB Sherman Smith (2), RB Dan Doornink (11), FB Jim Jodat (13), FB Dan Doornink (3).
Defense: *LE Jacob Green (13), LT Robert Hardy (16), RT Manu Tuiasosopo (16), RE Bill Gregory (13), LLB Michael Jackson (15), MLB Terry Beeson (16), RLB Keith Butler (16), LCB Cornell Webster (5), LCB Kerry Justin (11), RCB Dave Brown (16), SS Keith Simpson (16), FS John Harris (16).
Specialists: K Efen Herrera (16), P Herman Weaver (16).

* Rookie or first-year player

1981 REVIEW

Date	W/L	Score	Opp	Att	Interceptions	No	Yds	Avg	LG	TD			
09/06	L	21-27	at Cincinnati	41,177	Harris	10	155	15.5	42	2			
09/13	W	13-10	Denver	58,513	Easley	3	155	51.7	82	1			
09/20	L	10-20	at Oakland	45,725	SEA	21	397	18.9	82	3			
09/27	L	14-20	Kansas City	59,255	OPP	15	257	17.1	46	1			
10/04	L	10-24	at San Diego	51,463	Punting	No	Yds	Avg	NetTB	I20	LGB		
10/11	L	17-35	at Houston	42,671	West	66	2578	39.1	36.1	2	16	56	0
10/18	L	0-32	N.Y. Giants	56,134	SEA	68	2665	39.0	36.2	2	16	56	0
10/25	W	19-3	at N.Y. Jets	49,678	OPP	55	2337	42.5	35.3	5	14	63	0
11/01	L	24-34	at Green Bay	49,467	Punt Returns	No	FC	Yds	Avg	LG	TD		
11/08	W	24-21	Pittsburgh	59,058	Johns	16	4	177	11.1	34	0		
11/16	W	44-23	San Diego (M)	58,628	Lewis	15	2	100	6.7	23	0		
11/22	L	13-40	at Kansas City	49,002	SEA	32	6	293	9.2	34	0		
11/29	L	31-32	Oakland	57,147	OPP	33	18	153	4.6	16	0		
12/06	W	27-23	N.Y. Jets	53,105	Kickoff Returns	No	Yds	Avg	LG	TD			
12/13	L	13-23	at Denver	74,527	Lewis	20	378	18.9	36	0			
12/20	W	42-21	Cleveland	51,435	Ivory	15	281	18.7	32	0			

Team Statistics	Sea	Opp	SEA	OPP
TOTAL FIRST DOWNS	295	371	69	1278
Rushing	103	175	1-19	20-29
Passing	166	173	Herrera	0-0
Penalty	26	23	Alvarez	0-0
3rd Down: Made/Att	76/204	107/220	SEA	0-0
3rd Down Pct.	37.3	48.6	OPP	1-1
4th Down: Made/Att	8/19	4/10	Herrera:	(37R)
4th Down Pct.	42.1	40.0	(52L,20)	(41,47S)
Possession Avg.	26:59	33:01	(—)	(—)
TOTAL NET YARDS	5021	5940	(25,30,23)	(26,30)
Avg. Per Game	313.8	371.3	Alvarez:	() () () () () () () () () ()
Total Plays	1001	1126	(43R,22,42R)	(43B)
Avg. Per Play	5.0	5.3	(28,20)	(42R)
NET YARDS RUSHING	1594	2806	OPP:	(25,43S)
Avg. Per Game	99.6	175.4	(30)	(34L)
Total Rushes	440	588	(30,38,43L)	(47)
NET YARDS PASSING	3427	3134	(—)	(29,54,21,47,31,37)
Avg. Per Game	214.2	195.9	(49S,22L)	(32)
Sacked/Yards Lost	37/300	36/260	(37,24)	(20)
Gross Yards	3727	3394	(26,50R)	(33,43,24)
Att./Completions	524/307	502/294		
Completion Pct.	58.6	58.6		
Had Intercepted	15	21		
PUNTS/AVERAGE	68/39.0	55/42.5		
NET PUNTING AVG.	36.2	35.3		
PENALTIES/YARDS	106/823	104/944		
FUMBLES/BALL LOST	41/23	43/27		
TOUCHDOWNS	40	46		
Rushing	14	20		
Passing	21	25		
Returns	5	1		
TOTAL POINTS	322	388		

DEFENSIVE STATISTICS

(According to Unofficial Press Box Statistics)

Tackles

Player	T	S	A	Sa	T/L	PD	FF	FR
Jackson	141	99	42	1.0	5.0	4	3	1
Easley	108	79	28	0.0	3.0	10	0	3
Butler	100	68	32	1.5	8.0	2	0	0
Harris	91	71	20	0.0	3.0	7	2	3
Green	87	72	15	2.0	18.0	1	5.5	1

NOTABLE

Record (Finish): 6-10 (5th, AFC West)
Head Coach: Jack Patera (35-57, .380)
Assistants: Jack Christensen (DBs), Andy MacDonald (RBs), Jim Mora (DL), Howard Mudd (OL), Jerry Rhome (Off. Coach/ QBs/ WRs/TEs), Jackie Simpson (Def. Coach/ LBs), Rusty Tillman (Sp. Teams)
Captains: WR Steve Largent (Off), CB Keith Simpson (Def), S Don Dufek (Sp. Teams)
MVP: WR Steve Largent
Pro Bowl: WR Steve Largent (3)
National Honors: LS Kenny Easley (AFC Defensive Rookie of the Year)
First-Team All-NFL: None
Starters: Offense: WR Sam McCullum (14), LT Ron Essink (16), *LG Edwin Bailey (15), C Art Kuehn (7), C John Yarno (9), RG Bob Newton (15), RT Steve August (16), TE John Sawyer (16), WR Steve Largent (16), QB Jim Zorn (13), QB Dave Krieg (3), FB Dan Doornink (9), FB Jim Jodat (5), *FB David Hughes (2), RB Sherman Smith (8), RB Theotis Brown (7).
Defense: LE Jacob Green (16), LT Robert Hardy (14), RT Manu Tuiaosopo (5), RT Doug Sutherland (6), RT Mike White (5), RE Fred Anderson (5), RE Manu Tuiaosopo (11), LLB Michael Jackson (15, also 1 @ MLB), MLB Terry Beeson (7), MLB Joe Norman (7), RLB Keith Butler (16), LCB Keith Simpson (12), RCB Dave Brown (10), CB Kerry Justin (6 @ RCB, 3 @ LCB), *LS Kenny Easley (14), RS John Harris (16).
Specialists: K Wilson Alvarez (4), K Efren Herrera (12), P Jeff West (15).
 * Rookie or first-year player

Passing	Att	Cmp	Yds	Cmp%	Yds/Att	TD	TD%	Int	Int%	LG	Sacked	Rating
Zorn	397	236	2788	59.4	7.02	13	3.3	9	2.3	80	24/201	80.2
Krieg	112	64	843	57.1	7.53	7	6.3	5	4.5	57	11/85	-----
SEA	524	307	3727	58.6	7.11	21	4.0	15	2.9	80	37/300	82.0
OPP	502	294	3394	58.6	6.76	25	5.0	21	4.2	90	36/260	78.2

1982 REVIEW

Date	W/L	Score	Opp	Att	Receiving	No	Yds	Avg	LG	TD			
09/12	L	7-21	Cleveland	55,907	Largent	34	493	14.5	45	3			
09/19	L	21-23	at Houston	43,117	Doornink	22	176	8.0	44	0			
09/26			at New England		Cxl Smith	19	196	10.3	39	0			
10/03			Kansas City		Cxl Carr	15	265	17.7	50	2			
10/10			at San Diego		Cxl Johns	15	234	15.6	35	1			
10/17			L.A. Raiders		Cxl Metzelaars	15	152	10.1	26	0			
10/24			San Diego		Cxl SEA	176	2068	11.8	50	9			
10/31			at Kansas City		Cxl OPP	138	1468	10.6	56	4			
11/07			Denver		Cxl Punting	No	Yds	Avg	NetTB	I20	LGB		
11/14			at St. Louis		Cxl West	48	1835	38.2	36.7	3	8	52	0
11/21	W	17-10	at Denver	73,916	SEA	49	1889	38.6	35.9	3	9	54	0
11/28	W	16-0	Pittsburgh	55,553	OPP	50	2032	40.6	34.9	3	10	59	0
12/05	L	23-28	at L.A. Raiders	42,170	Punt Returns	No	FC	Yds	Avg	LG	TD		
12/12	W	20-14	Chicago	52,826	Johns	19	10	210	11.1	37	0		
12/19	L	0-16	New England	53,457	SEA	21	14	228	10.9	37	0		
12/26	L	10-24	at Cincinnati	55,330	OPP	19	23	69	3.6	18	0		
01/02	W	13-11	Denver	43,145	Kickoff Returns	No	Yds	Avg	LG	TD			

Team Statistics		Sea	Opp
TOTAL FIRST DOWNS		159	167
Rushing		51	86
Passing		89	68
Penalty		19	13
3rd Down: Made/Att	43/130	50/126	
3rd Down Pct.	33.1	39.7	
4th Down: Made/Att	6/12	5/8	
4th Down Pct.	50.0	62.5	
POSSESSION AVG.	28:04	31:56	
TOTAL NET YARDS	2594	2794	
Avg. Per Game	288.2	310.4	
Total Plays	589	600	
Avg. Per Play	4.4	4.7	
NET YARDS RUSHING	795	1461	
Avg. Per Game	88.3	162.3	
Total Rushes	227	337	
NET YARDS PASSING	1799	1333	
Avg. Per Game	199.9	148.1	
Sacked/Yards Lost	36/269	17/135	
Gross Yards	2068	1468	
Att./Completions	326/176	246/138	
Completion Pct.	54.0	56.1	
Had Intercepted	13	13	
PUNTS/AVERAGE	49/38.6	50/40.6	
NET PUNTING AVG.	35.9	34.9	
PENALTIES/YARDS	59/523	44/406	
FUMBLES/BALL LOST	21/11	18/9	
TOUCHDOWNS	14	18	
Rushing	4	12	
Passing	9	4	
Returns	1	2	
TOTAL POINTS	127	147	

By Quarters	1	2	3	4	OT	Tot
SEA	9	37	28	53	---	127
OPP	26	70	23	28	---	147

Scoring	TD	Ru	Pa	Rt	PAT	FG	S	Pts
N. Johnson	0	0	0	0	13-14	10-14	0	43
Largent	3	0	0	0	0	0	0	18
T. Brown	2	2	0	0	0	0	0	12
Carr	2	0	2	0	0	0	0	12
Walker	2	0	2	0	0	0	0	12
SEA	14	4	9	1	13-14	10-14	0	127
OPP	18	12	4	2	17-18	6-15	0	147

Rushing	Att	Yds	Avg	LG	TD
Smith	63	202	3.2	19	0
Doornink	45	178	4.0	46	0
T. Brown	53	141	2.7	17	2
Zorn	15	113	7.5	35	1
Hughes	30	106	3.5	13	0
SEA	227	795	3.5	46	4
OPP	337	1461	4.3	53	12

Interceptions	No	Yds	Avg	LG	TD
Easley	4	48	12.0	44	0
Harris	4	33	8.3	18	0
Jackson	2	29	14.5	28	0
SEA	13	160	12.3	44	1
OPP	13	88	6.8	39	1

Passing	Att	Cmp	Yds	Cmp%	Yds/Att	TD	TD%	Int	Int%	LG	Sacked	Rating
Zorn	245	126	1540	51.4	6.29	7	2.9	11	4.5	50	20/152	62.1
Krieg	78	49	501	62.8	6.42	2	2.6	2	2.6	44	16/117	79.0
SEA	326	176	2068	54.0	6.34	9	2.8	13	4.0	50	36/269	66.1
OPP	246	138	1468	56.1	5.97	4	1.6	13	5.3	56	17/135	57.1

Opp	No	Yds	Avg	LG	TD
Ivory	10	224	22.4	30	0
Lane	11	172	15.6	32	0
SEA	29	544	18.8	32	0
OPP	24	361	15.0	34	0
FGs	1-19	20-29	30-39	40-49	50+
N. Johnson	0-0	3-4	5-6	2-3	0-1
SEA	0-0	3-4	5-6	2-3	0-1
OPP	0-0	4-5	2-3	0-6	0-1

N. Johnson: (—) (—) (37R,41R,23R,25) (35,48,29) (30) (30,34) (52B) (43) (22,34)

OPPONENTS: (45B,26B,42L) (24) (21) (—)(42L) (50R) (21,41B,48L,23) (34) (39L,44B)

DEFENSIVE STATISTICS

(According to Unofficial Press Box Statistics)

Player	Tackles							
	T	S	A	Sa	T/L	PD	FF	FR
Jackson	64	40	24	0.0	2.0	5	0	1
Easley	56	49	7	1.0	0.0	3	1	1
D. Brown	51	40	11	1.0	3.0	2	0	2
Scholtz	48	36	12	1.0	5.0	3	1	1
Simpson	46	42	4	0.0	6.0	3	0	0
Butler	46	36	11	2.0	2.0	1	0	0

NOTABLE

Record (Finish): 4-5 (T8th, AFC). Season shortened to 9 games because of players' strike. Top 8 in AFC & NFC made playoffs.

Head Coach: Jack Patera (35-59, .372) fired on October 13 after 2 games. Mike McCormack (4-3, .571).

Assistants: Jack Christensen (DBs), Frank Lauterbur (DL), Andy MacDonald (RBs), Howard Mudd (OL), Jerry Rhome (Off. Coach/QBs/WRs/TEs), Jackie Simpson (Def. Coach/LBs), Rusty Tillman (Sp. Teams)

Captains: WR Steve Largent (Off), CB Keith Simpson (Def), S Don Dufek (Sp. Teams)

MVP: LS Kenny Easley

Pro Bowl: LS Kenny Easley (1)

National Honors: None

First-Team All-NFL: LS Kenny Easley (PFW, NEA, Football Digest)

Starters: Offense: WR Paul Johns (7), WR Roger Carr (2), LT Dennis Boyd (2), LT Ron Essink (7), LG Edwin Bailey (7, also 2 @ RT), LG Bill Dugan (2), C John Yarno (9), RG Robert Pratt (9), RT Steve August (7), TE Mike Tice (9), WR Steve Largent (8), QB Dave Krieg (2), QB Jim Zorn (7), RB Sherman Smith (8), FB David Hughes (3), FB Dan Doornink (5).

Defense: LE Jacob Green (9), LT Robert Hardy (8), RT Manu Tuasopopo (8), *RE Jeff Bryant (9), *LLB Bruce Scholtz (9), MLB Michael Jackson (8), RLB Keith Butler (8), LCB Keith Simpson (8), RCB Dave Brown (9), LS Kenny Easley (8), RS John Harris (9).

Specialists: *K Norm Johnson (9), P Jeff West (9).

* Rookie or first-year player

1983 REVIEW

Date	W/L	Score	Opp	Att	Rushing	Att	Yds	Avg	LG	TD
09/04	L	13-17	at Kansas City	42,531	Warner	335	1449	4.3	60	13
09/11	W	17-10	at N.Y. Jets	50,066	Hughes	83	313	3.8	26	1
09/18	W	34-31	San Diego	61,714	Doomink	40	99	2.5	9	2
09/25	L	17-27	Washington	60,718	SEA	546	2119	3.9	60	19
10/02	W	24-9	at Cleveland	75,446	OPP	511	2198	4.3	37	14
10/09	L	21-28	at San Diego	49,132	Receiving	No	Yds	Avg	LG	TD
10/16	W	38-36	L.A. Raiders	60,697	Largent	72	1074	14.9	46	11
10/23	L	21-27	Pittsburgh	61,615	Warner	42	325	7.7	28	1
10/30	W	34-21	at L.A. Raiders	49,708	Young	36	529	14.7	47	2
11/06	W	27-19	Denver	61,189	Johns	34	486	14.3	30	4
11/13	L	28-33	at St. Louis	33,280	SEA	251	3316	13.2	50	25
11/20	L	27-38	at Denver	74,710	OPP	311	4182	13.4	78	33
11/27	W	51-48	Kansas City (OT)	56,795	Interceptions	No	Yds	Avg	LG	TD
12/04	L	10-35	Dallas	63,352	Easley	7	96	13.2	38	0
12/11	W	17-12	at N.Y. Giants	48,942	D. Brown	6	83	13.8	37	0
12/18	W	24-6	New England	59,688	Simpson	4	39	9.7	14	0

Postseason

12/24	W	31-7	Denver (Sat.)	60,753	SEAHAWKS	26	353	13.6	73	2			
			(AFC First-Round)		OPPONENTS	18	279	15.5	40	1			
12/31	W	27-20	at Miami (Sat.)	71,032	Punting	No	Yds	Avg	NetTB	I20	LGB		
			(AFC Divisional Playoff)		West	79	3115	39.5	34.6	10	25	56	0
01/08	L	14-30	at L.A. Raiders	88,734	SEA	79	3115	39.5	34.6	10	25	56	0
			(AFC Championship)		OPP	68	2754	40.5	34.2	3	14	58	0

Team Statistics

	Sea	Opp
TOTAL FIRST DOWNS	300	351
Rushing	131	128
Passing	153	195
Penalty	16	28
3rd Down: Made/Att	96/218	95/214
3rd Down Pct.	44.0	44.4
4th Down: Made/Att	4/10	4/10
4th Down Pct.	40.0	40.0
POSSESSION AVG.	29:52	30:08
TOTAL NET YARDS	5092	6029
Avg. Per Game	318.3	376.8
Total Plays	1032	1075
Avg. Per Play	4.9	5.6
NET YARDS RUSHING	2119	2198
Avg. Per Game	132.4	137.4
Total Rushes	546	511
NET YARDS PASSING	2973	3831
Avg. Per Game	185.8	239.4
Sacked/Yards Lost	47/343	43/351
Gross Yards	3316	4182
Att./Completions	449/251	521/3111
Completion Pct.	55.9	59.7
Had Intercepted	18	26
PUNTS/AVERAGE	79/39.5	68/40.2
NET PUNTING AVG.	34.6	34.2
PENALTIES/YARDS	102/890	91/725
FUMBLES/BALL LOST	36/20	44/28
TOUCHDOWNS	50	48
Rushing	19	14
Passing	25	33
Returns	6	1
TOTAL POINTS	403	397

By Quarters	1	2	3	4	OT	Tot
SEA	67	99	102	132	3	403
OPP	69	134	56	138	0	397

Scoring	TD	Ru	Pa	Rt	PAT	FG	S	Pts
N. Johnson	0	0	0	0	49-50	18-25	0	103
Warner	14	13	1	0	0	0	0	84
Largent	11	0	11	0	0	0	0	66
Johns	5	0	4	1	0	0	0	30
SEA	50	19	25	6	49-50	18-25	0	403
OPP	48	14	33	1	43/48	20-26	3	397

Punt Returns	No	FC	Yds	Avg	LG	TD
Johns	28	5	316	11.3	75	1
SEA	34	6	366	10.8	75	1
OPP	36	16	185	5.1	18	0

Kickoff Returns	No	Yds	Avg	LG	TD
Dixon	49	1148	23.4	94	1
Hughes	12	282	23.5	35	1
SEAHAWKS	71	1575	22.2	94	1
OPPONENTS	59	952	16.1	45	0

Passing	Att	Cmp	Yds	Cmp%	Yds/Att	TD	TD%	Int	Int%	LG	Sacked	Rating
Krieg	243	147	2139	60.5	8.80	18	7.4	11	4.5	50	38/279	95.0
Zorn	205	103	1166	50.2	5.69	7	3.4	7	3.4	43	9/64	64.8
SEA	449	251	3316	55.9	7.38	25	5.6	18	4.0	50	47/34	81.3
OPP	521	311	4182	59.7	8.03	33	6.3	26	5.0	78	43/35	85.6

SEA	Opp	SEA	Opp	SEA	Opp
1-1	4-4	4-7	8-10	1-3	
SEA	1-1	4-4	4-7	8-10	1-3
OPP	2-2	5-6	6-7	7-9	0-1

DEFENSIVE STATISTICS

(According to Unofficial Press Box Statistics)

Tackles

Player	T	S	A	Sa	T/L	PD	FF	FR
Scholtz	104	84	20	1.5	8.0	6	3	1
Robinson	96	65	31	1.5	6.0	0	2	4
Harris	93	67	26	3.0	2.0	8	0	3
Easley	84	58	26	3.0	4.0	8	1	3
Butler	81	61	20	0.0	5.0	1	0	2

NOTABLE

Record (Finish): 9-7 (2nd, AFC). First playoff appearance. Won 2 games then lost AFC Championship Game at L.A. Raiders, 30-14.

Head Coach: Chuck Knox (9-7, .563)

Assistants: Tom Catlin (Asst. Head Coach/Def. Coord./LBs), Ray Prochaska (Off. Coord./OL), George Dyer (DL), Chick Harris (RBs), Ralph Hawkins (DBs), Ken Meyer (QB), Steve Moore (WRs), Rusty Tillman (Sp. Teams/TEs), Joe Vitt (Sp. Assign.)

Captains: WR Steve Largent (Off), CB Dave Brown (Def), RB Eric Lane (Sp. Teams)

MVP: RB Curt Warner

Pro Bowl: SS Kenny Easley (2), RB Curt Warner (1)

National Honors: Chuck Knox, NFL Coach of the Year (SGH), SS Kenny Easley, AFC Defensive Player of the Year (FB News), RB Curt Warner, AFC Offensive Player of Year (UPI, NFLPA, WNTDC)

First-Team All-NFL: SS Kenny Easley (NEA, PFWA, PFW)

Starters: Offense: WR Harold Jackson (5), WR Paul Johns (9), LT Ron Essink (16), LG Reggie McKenzie (14), LG Edwin Bailey (2), C Blair Bush (16), RG Robert Pratt (16), RT Steve August (15), TE Charlie Young (16), TE Pete Metzelaars (7), WR Steve Largent (14), QB Jim Zorn (8), QB Dave Krieg (8), *RB Curt Warner (16), FB Cullen Bryant (3), FB David Hughes (6).

Defense: LE Jacob Green (16), NT Manu Tuiaosopo (8), NT Joe Nash (8), RE Jeff Bryant (16), LOLB Bruce Scholtz (16), LILB Shelton Robinson (15), RILB Keith Butler (16), ROLB Michael Jackson (9), ROLB Greg Gaines (6), LCB Keith Simpson (6), LCB Kerry Justin (10), RCB Dave Brown (16), SS Kenny Easley (15), FS John Harris (16).

Specialists: K Norm Johnson (16), P Jeff West (16).

* Rookie or first-year player

1984 REVIEW

Date	W/L	Score	Opp	Att	Punting	No	Yds	Avg	NetTB	I20	LGB
09/03	W	33-0	Cleveland (M)	59,540	West	95	3567	37.5	33.3	10	24 60 0
09/09	W	31-17	San Diego	61,314	SEA	95	3567	37.5	33.3	10	24 60 0
09/16	L	23-38	at New England	43,140	OPP	83	3345	40.3	33.0	6	14 63 4
09/23	W	38-9	Chicago	61,520	Receiving	No	Yds	Avg	LG	TD	
09/30	W	20-12	at Minnesota	57,171	Largent	74	1164	15.7	65	12	
10/07	L	14-28	at L.A. Raiders	77,904	Turner	35	715	20.4	80	10	
10/14	W	31-28	Buffalo	59,034	C. Young	33	337	10.2	31	1	
10/21	W	28-24	Green Bay	52,286	Doornink	31	365	11.8	32	2	
			at Milwaukee		SEA	283	3751	13.3	80	32	
10/29	W	24-0	at San Diego (M)	53,974	OPP	265	3572	13.5	92	18	
11/04	W	45-0	Kansas City	61,396	Interceptions	No	Yds	Avg	LG	TD	
11/12	W	17-14	L.A. Raiders (M)	64,001	Easley	10	126	12.6	58	2	
11/18	W	26-6	at Cincinnati	50,280	Brown	8	179	22.4	90	2	
11/25	W	27-24	at Denver	74,922	SEA	38	697	18.3	90	7	
12/02	W	38-17	Detroit	62,441	OPP	26	333	12.8	42	3	
12/09	L	7-34	at Kansas City	34,855	Kickoff Returns	No	Yds	Avg	LG	TD	
12/15	L	14-31	Denver (Sa)	64,411	Dixon	25	446	17.8	36	0	
			Postseason		Hughes	17	348	20.5	38	0	
12/22	W	13-7	L.A. Raiders (Sa)	62,049	SEA	54	1007	18.6	38	0	
			(AFC First-Round)		OPP	67	1116	16.7	46	0	
12/29	L	10-31	at Miami (Sa)	73,469	FGs	1-19	20-29	30-39	40-49	50+	
			(AFC Divisional Playoff)		Johnson	0-0	9-10	4-4	6-7	1-3	
					OPP	0-0	4-5	5-8	5-9	0-0	

Team Statistics	Sea	Opp
TOTAL FIRST DOWNS	287	288
Rushing	94	99
Passing	171	160
Penalty	22	29
3rd Down: Made/Att	84/222	73/214
3rd Down Pct.	37.8	34.1
4th Down: Made/Att	4/9	9/20
4th Down Pct.	44.4	45.0

POSSESSION AVG.	30:46	29:14
TOTAL NET YARDS	5068	4963
Avg. Per Game	316.8	310.2
Total Plays	1034	1051
Avg. Per Play	4.9	4.7
NET YARDS RUSHING	1645	1789
Avg. Per Game	102.8	111.8
Total Rushes	495	475
NET YARDS PASSING	3423	3174
Avg. Per Game	213.9	198.4
Sacked/Yards Lost	42/328	55/398
Gross Yards	3751	3572
Att./Completions	497/283	521/265
Completion Pct.	56.9	50.9
Had Intercepted	26	38
PUNTS/AVERAGE	95/37.5	83/40.3
NET PUNTING AVG.	33.3	33.0
PENALTIES/YARDS	128/1179	114/883
FUMBLES/BALL LOST	24/13	47/25
TOUCHDOWNS	51	34
Rushing	10	11
Passing	32	18
Returns	9	5
TOTAL POINTS	418	282

By Quarters	1	2	3	4	OT	Tot
SEA	92	135	100	91	--	418
OPP	60	86	62	74	--	282

Scoring	TD	Ru	Pa	Rt	PAT	FG	S	Pts
Johnson	0	0	0	0	50-51	20-24	0	110
Largent	12	0	12	0	0	0	0	72
Turner	10	0	10	0	0	0	0	60
Lane	5	4	1	0	0	0	0	30
SEA	51	10	32	9	50-51	20-24	1418	
OPP	34	11	18	5	34-34	14-22	1282	

Rushing	Att	Yds	Avg	LG	TD
Hughes	94	327	3.5	14	1
Lane	80	299	3.7	40	4
Doornink	57	215	3.8	25	0
SEA	495	1645	3.3	40	10
OPP	475	1789	3.8	25	11

Punt Returns	No	FC	Yds	Avg	LG	TD
Easley	16	5	194	12.1	42	0
Skansi	16	2	145	9.1	16	0
SEA	44	11	484	11.0	47	1
OPP	32	39	205	6.4	65	1

Passing	Att	Cmp	Yds	Cmp%	Yds/Att	TD	TD%	Int	Int%	LG	Sacked	Rating
Krieg	480	276	3671	57.5	7.65	32	6.7	24	5.0	80	40/314	83.3
SEA	497	283	3751	56.9	7.55	32	6.4	26	5.2	80	42/328	80.6
OPP	521	265	3572	50.9	6.86	18	3.5	38	7.3	92	55/398	54.2

DEFENSIVE STATISTICS

(According to Unofficial Press Box Statistics)

Player	Tackles					T/L	PD	FF	FR
	T	S	A	Sa	T/L				
Robinson	93	65	28	0.5	5.0	4	0	4	
K. Butler	89	68	21	1.0	11.0	4	0	2	
Gaines	88	61	27	3.5	4.0	3	0	2	
Nash	82	58	24	7.0	11.0	1	1	3	

NOTABLE

Record (Finish): 12-4 (2nd, AFC West). Lost divisional playoff at Miami 31-10.

Head Coach: Chuck Knox (21-11, .656)

Assistants: Tom Catlin (Asst. Head Coach/Def. Coord./LBs), Ray Prochaska (Off. Coord./OL), George Dyer (DL), Chick Harris (RBs), Ralph Hawkins (DBs), Ken Meyer (QB), Steve Moore (WRs), Rusty Tillman (Sp. Tms/TEs), Joe Vitt (Sp. Assign.)

Captains: TE Charlie Young (Off), CB Dave Brown (Def), RB Eric Lane (Sp. Teams)

MVP: SS Kenny Easley

Pro Bowl: CB Dave Brown (1), SS Kenny Easley (3), K Norm Johnson (1), QB Dave Krieg (1), WR Steve Largent (4), NT Joe Nash (1), Sp. Fredd Young (1)

National Honors: Chuck Knox, NFL Coach of the Year (AP, SN, SGH), SS Kenny Easley, NFL Def. Player of the Year (AP, PFWA)

First-Team All-NFL: CB Dave Brown (Films), SS Kenny Easley (AP, S-I, PFW, PFWA, SN, NEA, Films), DE Jacob Green (SN), K Norm Johnson (AP, PFWA, SN, PFW), WR Steve Largent (Films), NT Joe Nash (AP, Films, PFW), Sp. Fredd Young (Films, PFW)

Starters: Offense: WR Paul Johns (2), *WR Daryl Turner (8), LT Ron Essink (16), LG Reggie McKenzie (8), LG Edwin Bailey (8), C Blair Bush (16), RG Robert Pratt (16), RT Steve August (6), RT Bob Cryder (10), TE Charlie Young (13), TE Pete Metzelaars (4), TE Mike Tice (8), WR Steve Largent (16), QB Dave Krieg (16), RB Curt Warner (1), RB Eric Lane (7), FB Franco Harris (6), FB Cullen Bryant (2), FB David Hughes (6).

Defense: LE Jacob Green (16), NT Joe Nash (16), RE Jeff Bryant (16), LOLB Bruce Scholtz (16), LILB Shelton Robinson (16), RILB Keith Butler (16), ROLB Michael Jackson (5), ROLB Greg Gaines (11), LCB Keith Simpson (15), *LCB Terry Taylor (1), RCB Dave Brown (16), SS Kenny Easley (16), FS John Harris (16).

Specialists: K Norm Johnson (16), P Jeff West (16).

* Rookie or first-year player

1985 REVIEW

Date	W/L	Score	Opp	Att	Interceptions	No	Yds	Avg	LG	TD	
09/08	W	28-24	at Cincinnati	51,625	Harris	7	20	2.9	17	0	
09/15	W	49-35	at San Diego	54,420	Brown	6	58	9.7	28	1	
09/23	L	24-35	L.A. Rams (M)	63,292	Taylor	4	75	18.8	75	1	
09/29	L	7-28	at Kansas City	50,485	SEA	24	272	11.3	75	3	
10/06	W	26-21	San Diego	61,300	OPP	23	389	16.9	83	1	
10/13	W	30-26	Atlanta	60,430	Punting	No	Yds	Avg	NetTB	I20LGB	
10/20	L	10-13	at Denver (OT)	74,899	Finzer	68	2766	40.7	34.6	6 12 61 0	
10/27	L	14-17	at N.Y. Jets	69,320	Colquitt	12	481	40.1	34.3	2 3 55 0	
11/03	W	33-3	L.A. Raiders	64,060	West	11	420	38.2	28.3	3 0 52 0	
11/10	W	27-3	at New Orleans	47,365	SEA	91	3667	40.3	33.8	11 15 61 0	
11/17	L	13-20	New England	60,345	OPP	97	4081	42.1	34.6	12 22 62 2	
11/25	L	6-19	at SF 49ers (M)	57,482	Punt Returns	No	FC	Yds	Avg	LG	TD
12/01	W	24-6	Kansas City	52,655	Skansi	31	7	312	10.1	32	0
12/08	W	31-13	Cleveland	58,477	Easley	8	0	87	10.9	25	0
12/15	L	3-13	at L.A. Raiders	77,425	SEA	53	11	483	9.1	32	0
12/20	L	24-27	Denver (F)	56,283	OPP	47	14	374	8.0	19	0

Team Statistics		Sea	Opp
TOTAL FIRST DOWNS		299	290
Rushing		96	90
Passing		179	179
Penalty		24	21
3rd Down: Made/Att		96/244	72/218
3rd Down Pct.		39.3	33.0
4th Down: Made/Att		10/17	9/13
4th Down Pct.		58.8	69.2
POSSESSION AVG.		30:13	29:47
TOTAL NET YARDS		5007	5160
Avg. Per Game		312.9	322.5
Total Plays		1090	1030
Avg. Per Play		4.6	5.0
NET YARDS RUSHING		1644	1837
Avg. Per Game		102.8	114.8
Total Rushes		462	473
NET YARDS PASSING		3363	3323
Avg. Per Game		210.2	207.7
Sacked/Yards Lost		53/457	61/464
Gross Yards		3820	3787
Att./Completions		575/304	496/273
Completion Pct.		52.9	55.0
Had Intercepted		23	24
PUNTS/AVERAGE		91/40.3	97/42.1
NET PUNTING AVG.		33.8	34.6
PENALTIES/YARDS		102/827	106/840
FUMBLES/BALL LOST		34/18	39/20
TOUCHDOWNS		44	35
Rushing		9	12
Passing		28	22
Returns		7	1
TOTAL POINTS		349	303

By Quarters	1	2	3	4	OT	Tot		
SEA	43	116	90	100	0	349		
OPP	47	78	63	112	3	303		
Scoring	TD	Ru	Pa	Rt	PAT	FG	S	Pts
Johnson	0	0	0	0	40-41	14-25	0	82
Turner	13	0	13	0	0	0	0	78
Warner	9	8	1	0	0	0	0	54
Largent	6	0	6	0	1-1	0	0	37
SEA	44	9	28	7	41-44	14-25	1	349
OPP	35	12	22	1	31-35	20-28	1	303
Rushing	Att	Yds	Avg	LG	TD			
Warner	291	1094	3.8	38	8			
Morris	55	236	4.3	21	0			
Hughes	40	128	3.2	9	0			
Krieg	35	121	3.5	17	1			
SEA	462	1644	3.6	38	9			
OPP	473	1837	3.9	43	12			
Receiving	No	Yds	Avg	LG	TD			
Largent	79	1287	16.3	43	6			
Warner	47	307	6.5	27	1			
Turner	34	670	19.7	54	13			
C. Young	28	351	12.5	32	2			
Skansi	21	269	12.8	32	1			
Walker	19	285	15.0	28	2			
SEA	304	3820	12.6	54	28			
OPP	273	3787	13.9	71	22			

Kickoff Returns	No	Yds	Avg	LG	TD
Morris	31	636	20.5	58	0
Skansi	19	358	18.8	35	0
SEA	58	1166	20.1	58	0
OPP	47	918	19.5	63	0
FGs	1-19	20-29	30-39	40-49	50+
Johnson	0-0	5-5	7-9	1-8	1-3
SEA	0-0	5-5	7-9	1-8	1-3
OPP	0-0	10-11	4-7	5-7	1-3

DEFENSIVE STATISTICS

(According to Unofficial Press Box Statistics)

Player	Tackles							
	T	S	A	Sa	T/L	PD	FF	FR
F. Young	118	93	25	3.0	12.0	2	0	1
K. Butler	108	71	37	0.0	1.0	3	2	3
Green	92	60	32	13.5	20.0	1	7	2
Nash	87	67	20	9.0	17.0	0	0	2
Easley	79	62	17	2.0	3.0	7	0	3
Bryant	73	49	25	8.5	16.0	4	0	4

NOTABLE

Record (Finish): 8-8 (3rd, AFC West).

Head Coach: Chuck Knox (29-19, .604)

Assistants: Tom Catlin (Asst. Head Coach/Def. Coord./LBs), Ray Prochaska (Off. Coord.), George Dyer (DL), Chick Harris (RBs), Ralph Hawkins (DBs), Ken Meyer (QB), Steve Moore (WRs), Kent Stephenson (OL), Rusty Tillman (Sp. Teams/TEs), Joe Vitt (Sp. Assign.)

Captains: WR Steve Largent (Off), CB Dave Brown (Def), RB Eric Lane (Sp. Teams)

MVP: WR Steve Largent

Pro Bowl: SS Kenny Easley (4), WR Steve Largent (5), Sp. Fredd Young (2)

National Honors: RB Curt Warner, Comeback Player of the Year (S-I)

First-Team All-NFL: SS Kenny Easley (AP, PFWA, NEA), WR Steve Largent (AP, PFWA, S-I, C&PFN)

Starters: Offense: WR Daryl Turner (12), LT Ron Essink (12), LT Bryan Millard (4), LG Edwin Bailey (16), C Blair Bush (16), RG Robert Pratt (12), RG Bryan Millard (4), RT Steve August (6), RT Bob Cryder (15), RT Bryan Millard (1), TE Charlie Young (14), TE Mike Tice (2), TE Dan Ross (5), WR Steve Largent (16), QB Dave Krieg (16), RB Curt Warner (16), FB David Hughes (10), FB Eric Lane (3).

Defense: LE Jacob Green (16), NT Joe Nash (16), RE Jeff Bryant (16), LOLB Bruce Scholtz (16), LILB Shelton Robinson (3), LILB Fredd Young (13), RILB Keith Butler (16), ROLB Michael Jackson (16), LCB Terry Taylor (16), RCB Dave Brown (16), SS Kenny Easley (13), SS Paul Moyer (3), FS John Harris (16).

Specialists: K Norm Johnson (16), P Jimmy Colquitt (2), P David Finzer (12), P Jeff West (2).

* Rookie or first-year player

Passing	Att	Cmp	Yds	Cmp%	Yds/Att	TD	TD%	Int	Int%	LG	Sacked	Rating
Krieg	532	285	3602	53.6	6.77	27	5.1	20	3.8	54	52/448	76.2
Gilbert	40	19	218	47.5	5.45	1	2.5	2	5.0	37	1/9	---
SEA	575	304	3820	52.9	6.64	28	4.9	23	4.0	54	53/457	73.4
OPP	496	273	3787	55.0	7.64	22	4.4	24	4.8	71	61/464	74.4

1986 REVIEW

Date	W/L	Score	Opp	Att	Receiving	No	Yds	Avg	LG	TD
09/07	W	30-0	Pittsburgh	61,461	Largent	70	1070	15.3	38	9
09/14	W	23-17	Kansas City	61,068	Warner	41	342	8.3	26	0
09/21	W	38-31	at New England	58,977	Franklin	33	547	16.6	49	2
09/28	L	14-19	at Washington	54,157	Williams	33	219	6.6	23	0
10/06	W	33-7	San Diego (M)	63,207	Skansi	22	271	12.3	39	0
10/12	L	10-14	at L.A. Raiders	70,635	R. Butler	19	351	18.5	67	4
10/19	W	17-12	N.Y. Giants	62,282	Turner	18	334	18.6	72	7
10/26	L	13-20	at Denver	76,089	SEA	268	3424	12.8	72	24
11/02	L	7-38	N.Y. Jets	62,497	OPP	301	3888	12.9	83	20
11/09	L	7-27	at Kansas City	53,268	Interceptions	No	Yds	Avg	LG	TD
11/16	L	7-34	at Cincinnati	54,410	Brown	5	58	11.6	24	1
11/23	W	24-20	Philadelphia	55,786	Justin	4	29	7.3	18	0
11/27	W	31-14	at Dallas (Th)	58,020	Robinson	3	39	13.0	25	0
12/08	W	37-0	L.A. Raiders (M)	62,923	Moyer	3	38	12.7	20	0
12/14	W	34-24	at San Diego	47,096	SEA	22	216	9.8	25	1
12/20	W	41-16	Denver (Sa)	63,697	OPP	14	216	15.4	36	1

Team Statistics	Sea	Opp
TOTAL FIRST DOWNS	291	310
Rushing	123	93
Passing	158	192
Penalty	10	25
3rd Down: Made/Att	96/221	84/225
3rd Down Pct.	43.4	37.3
4th Down: Made/Att	0/6	6/18
4th Down Pct.	0.0	33.3
POSSESSION AVG.	29:46	30:14
TOTAL NET YARDS	5409	5341
Avg. Per Game	338.1	333.8
Total Plays	1005	1053
Avg. Per Play	5.4	5.1
NET YARDS RUSHING	2300	1759
Avg. Per Game	143.8	109.9
Total Rushes	513	471
NET YARDS PASSING	3109	3582
Avg. Per Game	194.3	223.9
Sacked/Yards Lost	39/315	47/306
Gross Yards	3424	3888
Att./Completions	453/268	535/301
Completion Pct.	59.2	56.3
Had Intercepted	14	22
PUNTS/AVERAGE	79/38.6	81/40.4
NET PUNTING AVG.	33.0	33.7
PENALTIES/YARDS	98/813	81/652
FUMBLES/BALL LOST	29/13	26/14
TOUCHDOWNS	43	34
Rushing	15	12
Passing	24	20
Returns	4	2
TOTAL POINTS	366	293

By Quarters	1	2	3	4	OT	Tot		
SEA	69	96	80	121	0	366		
OPP	60	103	52	78	0	293		
Scoring	TD	Ru	Pa	Rt	PAT	FG	S	Pts
N. Johnson	0	0	0	0	42-42	22-35	0	108
Warner	13	13	0	0	0	0	0	78
Largent	9	0	9	0	0	0	0	54
Turner	7	0	7	0	0	0	0	42
R. Butler	4	0	4	0	0	0	0	24
SEA	43	15	24	4	42-43	22-35	0	366
OPP	34	12	20	2	32-34	19-28	0	293
Rushing	Att	Yds	Avg	LG	TD			
Warner	319	1481	4.6	60	13			
Williams	129	538	4.2	36	0			
Morris	19	149	7.8	49	1			
Krieg	35	122	3.5	19	1			
SEA	513	2300	4.5	60	15			
OPP	471	1759	3.7	25	12			
Punting	No	Yds	Avg	NetTB	I20	LGB		
Gamache	79	3048	38.6	33.0	7	10	55	0
SEA	79	3048	38.6	33.0	7	10	55	0
OPP	81	3270	40.4	33.7	4	20	60	4
Punt Returns	No	FC	Yds	Avg	LG	TD		
Edmonds	34	14	419	12.3	75	1		
SEA	39	14	457	11.7	75	1		
OPP	38	21	298	7.8	28	0		

Passing	Att	Cmp	Yds	Cmp%	Yds/Att	TD	TD%	Int	Int%	LG	Sacked	Rating
Krieg	375	225	2921	60.0	7.79	21	5.6	11	2.9	72	35/281	91.0
Gilbert	76	42	485	55.3	6.38	3	3.9	3	3.9	38	4/34	71.4
SEA	453	268	3424	59.2	7.56	24	5.3	14	3.1	72	39/315	87.7
OPP	535	301	3888	56.3	7.27	20	3.7	22	4.1	83	47/306	74.6

Kickoff Returns	No	Yds	Avg	LG	TD
Edmonds	34	764	22.5	46	0
Morris	23	465	20.2	38	0
SEA	64	1322	20.7	46	0
OPP	59	1002	17.0	42	0
FGs	1-19	20-29	30-39	40-49	50+
N. Johnson	0-0	6-8	8-9	3-11	5-7
SEA	0-0	6-8	8-9	3-11	5-7
OPP	0-0	4-4	10-13	3-8	2-3

DEFENSIVE STATISTICS

(According to Unofficial Press Box Statistics)

Player	Tackles							
	T	S	A	Sa	T/L	PD	FF	FR
Young	121	93	28	6.0	16.0	0	0	0
Robinson	99	81	18	0.0	0.0	10	0	3
K. Butler	96	66	30	1.0	10.0	5	1	0
Gaines	94	71	23	5.0	7.0	1	0	1
Scholtz	79	59	20	3.0	11.0	1	4	0

NOTABLE

Record (Finish): 10-6 (3rd, AFC West)
Head Coach: Chuck Knox (39-25, .609)
Assistants: Tom Catlin (Asst. Head Coach/Def. Coord./LBs), Steve Moore (Off. Coord./WRs), George Dyer (DL), Chick Harris (RBs), Ralph Hawkins (DBs), Ken Meyer (QBs), Russ Purnell (Sp. Assign.), Kent Stephenson (OL), Rusty Tillman (Sp. Teams/TEs), Joe Vitt (Sp. Assign.)
Captains: WR Steve Largent (Off), CB Dave Brown (Def), RB Eric Lane (Sp. Teams)
MVP: RB Curt Warner
Pro Bowl: KR Bobby Joe Edmonds (1), DE Jacob Green (1), WR Steve Largent (6), RB Curt Warner (2), LB Fredd Young (3)
National Honors: RB Curt Warner, AFC Player of the Year (UPI)
First-Team All-NFL: KR Bobby Joe Edmonds (AP, PFWA, SN, PFW, FD)
Starters: Offense: WR Daryl Turner (12), WR Byron Franklin (1), *LT Ron Mattes (16), LG Edwin Bailey (12), LG Jon Borchardt (4), C Blair Bush (7), C Kani Kauhahi (3), C Will Grant (6), RG Bryan Millard (16), RT Mike Wilson (16), TE Mike Tice (15), *TE Gordon Hudson (4), WR Steve Largent (16), QB Dave Krieg (14), QB Gale Gilbert (2), RB Curt Warner (16), *FB John L. Williams (16).
Defense: LE Jacob Green (16), NT Joe Nash (11), NT Reggie Kinlaw (5), RE Jeff Bryant (12), RE Randy Edwards (4), LOLB Bruce Scholtz (16), LILB Fredd Young (15), LILB Sam Merriman (1), RILB Keith Butler (16), ROLB Greg Gaines (15), ROLB Michael Jackson (1), LCB Terry Taylor (15), LCB Kerry Justin (1), RCB Dave Brown (16), SS Kenny Easley (10), SS Paul Moyer (6), FS Eugene Robinson (16).
Specialists: *KR Bobby Joe Edmonds (15), *P Vince Gamache (16), K Norm Johnson (16), *LS Jim Laughton (6), LS Glenn Hyde (3).
 *Rookie or first-year player

1987 REVIEW

Date	W/L	Score	Opp	Att	Receiving	No	Yds	Avg	LG	TD	
09/13	L	17-40	at Denver	75,999	Largent	58	912	15.7	55	8	
09/20	W	43-14	Kansas City	61,667	J. L. Williams	38	420	11.1	75	3	
09/27			at San Diego	Cxl	R. Butler	33	465	14.1	40	5	
10/04	W	24-20	Miami	19,448	Skansi	19	207	10.9	25	1	
10/11	L	10-17	Cincinnati	31,739	SEA	237	3028	12.8	75	31	
10/18	W	37-14	at Detroit	8,310	OPP	255	3196	12.5	81	20	
10/25	W	35-13	at L.A. Raiders	52,735	Punt Returns	No	FC Yds	Avg	LG	TD	
11/01	W	28-17	Minnesota	61,134	Edmonds	20	4 251	12.6	40	0	
11/09	L	14-30	at N.Y. Jets (M)	60,452	SEA	32	8 322	10.1	40	0	
11/15	W	24-13	Green Bay	60,693	OPP	32	12 251	7.8	91	1	
11/22	W	34-3	San Diego	62,444	Punting	No	Yds	Avg	NetTB	I20	LGB
11/30	L	14-37	L.A. Raiders (M)	62,802	Rodriguez	47	1880	40.0	34.0	5	17 63 0
12/06	L	9-13	at Pittsburgh	48,881	SEA	61	2370	38.9	33.1	5	18 63 0
12/13	W	28-21	Denver	61,759	OPP	63	2465	39.1	32.7	4	13 60 1
12/20	W	34-21	at Chicago	62,518	Kickoff Returns	No	Yds	Avg	LG	TD	
12/27	L	20-41	at Kansas City	20,370	Edmonds	27	564	20.9	43	0	
			Postseason		Hollis	10	263	26.3	41	0	
01/03	L	20-23	at Houston (OT)	49,662	SEA	64	1236	19.3	43	0	
			(AFC First-Round)		OPP	67	1379	20.6	92	1	

Team Statistics	Sea	Opp
TOTAL FIRST DOWNS	301	297
Rushing	120	133
Passing	154	148
Penalty	27	16
3rd Down: Made/Att	92/189	85/196
3rd Down Pct.	48.7	43.4
4th Down: Made/Att	4/9	4/10
4th Down Pct.	44.4	40.0
POSSESSION AVG.	30:35	29:25
TOTAL NET YARDS	4735	5159
Avg. Per Game	315.7	343.9
Total Plays	937	954
Avg. Per Play	5.1	5.4
NET YARDS RUSHING	2023	2201
Avg. Per Game	134.9	146.7
Total Rushes	937	472
NET YARDS PASSING	2712	2958
Avg. Per Game	180.8	197.2
Sacked/Yards Lost	36/316	37/238
Gross Yards	3028	3196
Att./Completions	405/237	445/255
Completion Pct.	58.5	57.3
Had Intercepted	21	17
PUNTS/AVERAGE	61/38.9	63/39.1
NET PUNTING AVG.	33.1	32.7
PENALTIES/YARDS	79/668	104/890
FUMBLES/BALL LOST	32/16	38/21
TOUCHDOWNS	46	36
Rushing	13	14
Passing	31	20
Returns	2	2
TOTAL POINTS	371	314

By Quarters	1	2	3	4	OT	Tot		
SEA	79	132	95	65	---	371		
OPP	51	110	75	78	---	314		
Scoring	TD	Ru	Pa	Rt	PAT	FG	S	Pts
N. Johnson	0	0	0	0	40-40	15-20	0	85
Warner	10	8	2	0	0	0	0	60
Largent	8	0	8	0	0	0	0	48
Turner	6	0	6	0	0	0	0	36
SEA	46	13	31	2	44-46	17-22	0	371
OPP	36	14	20	2	35-36	21-26	0	314
Rushing	Att	Yds	Avg	LG	TD			
Warner	234	985	4.2	57	8			
J. L. Williams	113	500	4.4	48	1			
Krieg	36	155	4.3	17	2			
SEA	496	2023	4.1	57	13			
OPP	472	2201	4.7	91	14			
Interceptions	No	Yds	Avg	LG	TD			
Easley	4	47	11.8	22	0			
Robinson	3	75	25.0	44	0			
Jenkins	3	46	15.3	34	0			
SEA	17	289	17.0	53	1			
OPP	21	146	7.0	32	0			

Passing	Att	Cmp	Yds	Cmp%	Yds/Att	TD	TD%	Int	Int%	LG	Sacked	Rating
Krieg	294	178	2131	60.5	7.25	23	7.8	15	5.1	75	27/247	87.6
Mathison	76	36	501	47.4	6.59	3	3.9	5	6.6	47	6/49	54.8
Kemp	33	23	396	69.7	12.00	5	15.2	1	3.0	55	3/20	137.1
SEA	405	237	3028	58.5	7.48	31	7.7	21	5.2	75	36/316	85.9
OPP	445	255	3196	57.3	7.18	20	4.5	17	3.8	81	37/238	78.8

FGs	1-19	20-29	30-39	40-49	50+
N. Johnson	0-0	7-7	4-7	4-5	0-1
Hagler	0-0	2-2	0-0	0-0	0-0
SEA	0-0	9-9	4-7	4-5	0-1
OPP	0-0	7-7	9-9	5-8	0-2

DEFENSIVE STATISTICS

(According to Unofficial Press Box Statistics)

Tackles

Player	T	S	A	Sa	T/L	PD	FF	FR
F. Young	99	78	21	9.0	18.0	5	5	4
Bosworth	78	64	14	4.0	5.0	3	2	2
Robinson	69	49	19	0.0	1.0	3	0	1
Bryant	52	40	12	4.0	9.0	0	1	1
J. Green	48	36	12	9.5	18.0	0	3	1

NOTABLE

Record (Finish): 9-6 (2nd, AFC West). Lost wild card playoff at Houston 23-20 (OT).

Head Coach: Chuck Knox (48-31, .608)

Assistants: Tom Catlin (Asst. Head Coach/Def. Coord./OLBs), Steve Moore (Off. Coord./WRs), George Dyer (DL), Chick Harris (RBs), Ralph Hawkins (DBs), Ken Meyer (QB), Russ Purnell (TEs/Asst. Sp. Teams), Kent Stephenson (OL), Rusty Tillman (Sp. Teams/ILBs), Joe Vitt (Sp. Assign.)

Captains: WR Steve Largent and RB Curt Warner (Off), S Kenny Easley (Def), S Paul Moyer (Sp. Teams)

MVP: WR Steve Largent

Pro Bowl: S Kenny Easley (5), DE Jacob Green (2), WR Steve Largent (7), RB Curt Warner (3), LB Fred Young (4)

National Honors: None

First-Team All-NFL: WR Steve Largent (PFWA), G Bryan Millard (Films), RB Curt Warner (S-I, NEA), LB Fred Young (AP, PFWA, Films, S-I, PFW, SN, NEA)

Starters: Offense: WR Daryl Turner (8), WR Ray Butler (3), LT Ron Mattes (12), LG Edwin Bailey (12), C Blair Bush (11), C Grant Feasel (2), RG Bryan Millard (12), RT Mike Wilson (12), TE Mike Tice (12), TE Wilbur Strozier (3), WR Steve Largent (13), QB Dave Krieg (12), RB Curt Warner (12), FB John L. Williams (10).

Defense: LE Jacob Green (12), NT Joe Nash (12), RE Jeff Bryant (12), LOLB Bruce Scholtz (7), *LOLB Tony Woods (5), LILB Fred Young (13), *RILB Brian Bosworth (12), ROLB Greg Gaines (10), *ROLB Tony Woods (2), LCB Terry Taylor (12), RCB Patrick Hunter (11), *RCB Melvin Jenkins (1), SS Kenny Easley (11), SS Paul Moyer (1), FS Eugene Robinson (12).

Specialists: KR Bobby Joe Edmonds (11), P Ruben Rodriguez (12), K Norm Johnson (13)

* Rookie or first-year player

1988 REVIEW

Date	W/L	Score	Opp	Att	Receiving	No	Yds	Avg	LG	TD		
09/04	W	21-14	at Denver	75,986	Williams	58	651	11.2	75	3		
09/11	W	31-10	Kansas City	61,512	Blades	40	682	17.1	55	8		
09/18	L	6-17	at San Diego	44,449	Largent	39	645	16.5	46	2		
09/25	L	7-38	San Francisco	62,382	Tice	29	244	8.4	26	0		
10/02	W	31-20	at Atlanta	28,619	SEA	245	2979	12.2	75	22		
10/09	W	16-10	at Cleveland	78,605	OPP	280	3618	12.9	69	21		
10/16	L	19-20	New Orleans	63,569	Punting	No	Yds	Avg	NetTB	I20	LGB	
10/23	L	10-31	at L.A. Rams	57,033	Rodriguez	70	2858	40.8	36.8	4	14	68
10/30	W	17-14	San Diego	59,641	SEA	70	2858	40.8	36.8	4	14	68
11/06	L	3-13	Buffalo	61,074	OPP	66	2778	42.1	35.7	4	22	59
11/13	W	27-24	Houston	60,446	Punt Returns	No	FC Yds	Avg	LG	TD		
11/20	L	24-27	at Kansas City	33,152	Edmonds	35	8	340	9.7	41	0	
11/28	W	35-27	L.A. Raiders (M)	62,641	SEA	37	8	340	9.2	41	0	
12/04	L	7-13	at New England	59,068	OPP	36	14	202	5.6	16	0	
12/11	W	42-14	Denver	62,839	Kickoff Returns	No	Yds	Avg	LG	TD		
12/18	W	43-37	at L.A. Raiders	61,127	Edmonds	40	900	22.5	65	0		

Postseason

12/31	L	13-21	at Cincinnati (Sa)	58,560	SEA	62	1352	21.8	65	0
-------	---	-------	--------------------	--------	------------	-----------	-------------	-------------	-----------	----------

(AFC Divisional Playoff)

Team Statistics	Sea	Opp
TOTAL FIRST DOWNS	291	321
Rushing	125	134
Passing	139	171
Penalty	27	16
3rd Down: Made/Att	83/211	96/219
3rd Down Pct.	39.3	43.8
4th Down: Made/Att	7/16	10/16
4th Down Pct.	43.8	62.5
POSSESSION AVG.	28:32	31:28
TOTAL NET YARDS	4842	5639
Avg. Per Game	302.6	352.4
Total Plays	983	1040
Avg. Per Play	4.9	5.4
NET YARDS RUSHING	2086	2286
Avg. Per Game	130.4	142.9
Total Rushes	517	509
NET YARDS PASSING	2756	3353
Avg. Per Game	172.3	209.6
Sacked/Yards Lost	29/223	30/265
Gross Yards	2979	3618
Att./Completions	437/245	501/280
Completion Pct.	56.1	55.9
Had Intercepted	20	22
PUNTS/AVERAGE	70/40.8	66/42.1
NET PUNTING AVG.	36.8	35.7
PENALTIES/YARDS	89/790	111/861
FUMBLES/BALL LOST	29/14	31/18
TOUCHDOWNS	39	38
Rushing	14	14
Passing	22	21
Returns	3	3
TOTAL POINTS	339	329

By Quarters	1	2	3	4	OT	Tot
SEA	58	124	83	74	---	339
OPP	75	90	72	92	---	329

Scoring	TD	Ru	Pa	Rt	PAT	FG	S	Pts		
N. Johnson	0	0	0	0	39	39	22	28	0	105
Warner	12	10	2	0	0	0	0	72		
Blades	8	0	8	0	0	0	0	48		
Williams	7	4	3	0	0	0	0	42		
Butler	4	0	4	0	0	0	0	24		
SEA	39	14	22	3	39	39	22	28	0	339
OPP	38	14	21	3	38	38	21	32	0	329

Rushing	Att	Yds	Avg	LG	TD
Warner	266	1025	3.9	29	10
Williams	189	877	4.6	44	4
SEA	517	2986	4.0	44	14
OPP	509	2286	4.5	42	14

Interceptions	No	Yds	Avg	LG	TD
Moyer	6	79	13.2	34	0
Taylor	5	53	10.6	27	1
Jenkins	3	41	13.7	21	0
SEA	22	280	12.7	34	1
OPP	20	195	9.8	55	1

FGs	1-19	20-29	30-39	40-49	50+
N. Johnson	1-1	4-4	7-9	10-14	0-0
OPP	0-0	10-11	6-10	4-6	1-5

DEFENSIVE STATISTICS

(According to Unofficial Press Box Statistics)

Tackles

Player	T	S	A	Sa	T/L	PD	FF	FR
Robinson	114	85	29	1.0	4.0	3	1	0
Wyman	97	71	26	2.5	8.0	0	1	2
Bosworth	82	55	27	0.0	2.0	3	1	1
Woods	80	57	23	5.0	13.0	2	0	1
Moyer	73	52	21	0.0	2.0	2	0	2

NOTABLE

Record (Finish): 9-7 (1st, AFC West). Lost divisional playoff at Cincinnati 21-13.

Head Coach: Chuck Knox (57-38, . 600)

Assistants: Tom Catlin (Asst. Head Coach/Def. Coord./OLBs), Steve Moore (Off. Coord./WRs), George Dyer (DL), Chick Harris (RBs), Ralph Hawkins (DBs), Ken Meyer (QBs), Russ Purnell (TEs/Asst. Sp. Teams), Kent Stephenson (OL), Rusty Tillman (Sp. Teams/ILBs), Joe Vitt (Sp. Assign.)

Captains: WR Steve Largent (Off), DE Jacob Green and S Eugene Robinson (Def), Game-to-Game (Sp. Teams)

MVP: FB John L. Williams

Pro Bowl: QB Dave Krieg (2), Sp. Rufus Porter (1)

National Honors: WR Steve Largent, NFL Man of the Year

First-Team All-NFL: G Bryan Millard (S-I), Sp. Teams Rufus Porter (PFW, C&PFN)

Starters: Offense: *WR Brian Blades (7), WR Ray Butler (5), LT Ron Mattes (16), LG Edwin Bailey (16), C Blair Bush (14), C Grant Feasel (2), RG Bryan Millard (14), RG Chris Godfrey (2), RT Mike Wilson (16), TE Mike Tice (16), TE John Spagnola (4), WR Steve Largent (15), WR Paul Skansi (1), QB Dave Krieg (9), *QB Kelly Stouffer (6), QB Jeff Kemp (1), RB Curt Warner (16), FB John L. Williams (16)

Defense: LE Jacob Green (16), NT Joe Nash (15), NT Ken Clarke (1), RE Jeff Bryant (12), RE Alonzo Mitz (4), LOLB Bruce Scholtz (15), LOLB M.L. Johnson (1), LILB Brian Bosworth (10), LILB Darren Comeaux (6), RILB David Wyman (16), ROLB Tony Woods (16), LCB Terry Taylor (8), LCB Melvin Jenkins (8), RCB Patrick Hunter (7), RCB Melvin Jenkins (8), *RCB Dwayne Harper (1), SS Paul Moyer (16), FS Eugene Robinson (16).

Specialists: KR Bobby Joe Edmonds (16), P Ruben Rodriguez (16), K Norm Johnson (16)

* Rookie or first-year player

Passing	Att	Cmp	Yds	Cmp%	Yds/Att	TD	TD%	Int	Int%	LG	Sacked	Rating
Krieg	228	134	1741	58.8	7.64	18	7.9	8	3.5	75	12/92	94.6
Stouffer	173	98	1106	56.6	6.39	4	2.3	6	3.5	53	13/110	69.2
Kemp	35	13	132	37.1	3.77	0	0.0	4	14.8	19	3/21	----
SEA	437	245	2979	56.1	6.82	22	5.0	20	4.6	75	29/233	74.9
OPP	501	280	3618	55.9	7.22	21	4.2	22	4.4	69	30/265	74.4

1989 REVIEW

Date	W/L	Score	Opp	Att	Interceptions	No	Yds	Avg	LG	TD			
09/10	L	7-31	at Philadelphia	64,287	Robinson	5	24	4.8	20	0			
09/17	L	24-34	Phoenix	60,444	Harper	2	15	7.5	15	0			
09/24	W	24-3	at New England	48,025	SEA	9	57	6.3	20	0			
10/01	W	24-20	at L.A. Raiders	44,319	OPP	23	248	10.8	30	2			
10/08	L	16-20	Kansas City	60,715	Punting	No	Yds	Avg	NetTB	I20	LGB		
10/15	W	17-16	at San Diego	50,079	Rodriguez	75	2995	39.9	32.9	8	17	59	1
10/22	L	21-24	Denver (OT)	62,353	SEA	75	2995	39.9	32.9	8	17	59	1
10/29	W	10-7	San Diego	59,691	OPP	74	2902	39.2	33.9	7	21	60	0
11/05	L	10-20	at Kansas City	54,489	Punt Returns	No	FC	Yds	Avg	LG	TD		
11/12	L	7-17	Cleveland	58,978	Hollis	18	7	164	9.1	21	0		
11/19	L	3-15	at N.Y. Giants	75,014	Jefferson	12	10	87	7.3	19	0		
11/26	L	14-41	at Denver	75,117	SEA	30	17	251	8.4	21	0		
12/04	W	17-16	Buffalo (M)	57,682	OPP	41	12	334	8.1	49	0		
12/10	W	24-17	at Cincinnati	54,744	Kickoff Returns	No	Yds	Avg	LG	TD			
12/17	W	23-17	L.A. Raiders	61,076	Jefferson	22	511	23.2	91	1			
12/23	L	0-29	Washington (Sa)	60,294	Harris	18	334	18.6	25	0			

Team Statistics	Sea	Opp
TOTAL FIRST DOWNS	290	293
Rushing	86	119
Passing	180	158
Penalty	24	16
3rd Down: Made/Att	85/211	89/213
3rd Down Pct.	40.3	41.8
4th Down: Made/Att	8/17	5/16
4th Down Pct.	47.1	31.3
POSSESSION AVG.	29:20	30:40
TOTAL NET YARDS	4596	5215
Avg. Per Game	287.3	325.9
Total Plays	1010	997
Avg. Per Play	4.6	5.2
NET YARDS RUSHING	1392	2118
Avg. Per Game	87.0	132.4
Total Rushes	405	520
NET YARDS PASSING	3204	3097
Avg. Per Game	200.3	193.6
Sacked/Yards Lost	46/379	32/235
Gross Yards	3583	3332
Att./Completions	559/316	445/252
Completion Pct.	56.5	56.6
Had Intercepted	23	9
PUNTS/AVERAGE	76/39.4	74/39.2
NET PUNTING AVG.	32.9	33.9
PENALTIES/YARDS	79/738	118/809
FUMBLES/BALL LOST	43/14	26/13
TOUCHDOWNS	28	37
Rushing	5	11
Passing	21	13
Returns	2	3
TOTAL POINTS	241	327

By Quarters	1	2	3	4	OT	Tot		
SEA	72	60	41	68	0	241		
OPP	81	80	86	77	3	327		
Scoring	TD	Ru	Pa	Rt	PAT	FG	S	Pts
N. Johnson	0	0	0	0	27-27	15-25	0	72
Williams	7	1	6	0	0	0	0	42
Blades	5	0	5	0	0	0	0	30
Skansi	5	0	5	0	0	0	0	30
Warner	4	3	1	0	0	0	0	24
SEA	28	5	21	2	28-28	15-25	0	241
OPP	37	11	23	3	35-37	22-32	2	327
Rushing	Att	Yds	Avg	LG	TD			
Warner	194	631	3.3	34	3			
Williams	146	499	3.4	21	1			
Krieg	40	160	4.0	18	0			
SEA	405	1392	3.4	34	5			
OPP	520	2118	4.1	38	11			
Receiving	No	Yds	Avg	LG	TD			
Blades	77	1063	13.8	60	5			
Williams	76	657	8.6	51	6			
Skansi	39	488	12.5	26	5			
Largent	28	403	14.4	33	3			
Clark	25	260	10.4	28	1			
Warner	23	153	6.7	24	1			
SEA	316	3583	11.3	60	21			
OPP	252	3332	13.2	69	23			

Passing	Att	Cmp	Yds	Cmp%	Yds/Att	TD	TD%	Int	Int%	LG	Sacked	Rating
Krieg	499	286	3309	57.3	6.63	21	4.2	20	4.0	60	37/289	74.8
Stouffer	59	29	270	49.2	4.58	0	0.0	3	5.1	29	9/90	40.9
SEA	559	316	3583	56.5	6.41	21	3.8	23	4.1	60	46/379	71.3
OPP	445	252	3332	56.6	7.49	23	5.2	9	2.0	69	32/235	89.3

FGs	1-19	20-29	30-39	40-49	50+
N. Johnson	1-1	6-7	3-4	4-8	1-5
SEA	1-1	6-7	3-4	4-8	1-5
OPP	1-1	10-13	8-10	3-7	0-1

DEFENSIVE STATISTICS

(According to Unofficial Press Box Statistics)

Player	T	S	A	Sa	T/L	PD	FF	FR
Robinson	102	72	30	0.0	3.0	5	2	0
Wyman	98	72	26	0.0	6.0	1	2	0
Glasgow	97	77	20	0.0	2.0	7	0	5
Nash	92	65	27	8.0	9.0	1	3	0
Comeaux	88	64	24	0.0	1.0	1	0	1
Bryant	68	50	18	3.5	6.0	2	2	0

NOTABLE

Record (Finish): 7-9 (4th, AFC West)
Head Coach: Chuck Knox (64-47, .577)
Assistants: Tom Catlin (Asst. Head Coach/Def. Coord./OLBs), John Becker (Off. Coord./WRs), George Dyer (DL), Chick Harris (RBs), Ken Meyer (QBs), Rod Perry (DBs), Russ Purnell (TEs/Asst. Sp. Teams), Kent Stephenson (OL), Rusty Tillman (Sp. Teams/ILBs), Joe Vitt (Sp. Assign.)
Captains: WR Steve Largent (Off), DE Jacob Green (Def), Game-to-Game (Sp. Teams)
MVP: WR Brian Blades
Pro Bowl: WR Brian Blades (1), QB Dave Krieg (3), Sp. Rufus Porter (2)
National Honors: None
First-Team All-NFL: None
Starters: Offense: WR Brian Blades (14), *LT Andy Heck (8), LT Ron Mattes (8), LG Edwin Bailey (16), C Grant Feasel (16), RG Bryan Millard (16), RT Mike Wilson (16), *TE Robert Tyler (9), *TE Travis McNeal (6), TE Donnie Dee (3), WR Steve Largent (9), WR Louis Clark (6), QB Dave Krieg (14), QB Kelly Stouffer (2), RB Curt Warner (15), FB John L. Williams (15), *FB Derrick Fenner (1).
Defense: LE Jacob Green (14), NT Joe Nash (16), RE Jeff Bryant (15), RE Alonzo Mitz (4), LOLB Rufus Porter (3), LOLB Tony Woods (12), LOLB M.L. Johnson (1), LILB Brian Bosworth (2), LILB Darren Comeaux (13), RILB David Wyman (16), ROLB Vernon Maxwell (9), LOLB M.L. Johnson (6), LCB Dwayne Harper (13), LCB Melvin Jenkins (1), RCB Patrick Hunter (14), RCB Melvin Jenkins (2), SS Nesby Glasgow (16), FS Johnnie Johnson (2), FS Eugene Robinson (14).
Specialists: KR Bobby Joe Edmonds (16), P Ruben Rodriguez (16), K Norm Johnson (16), *LS Harper LeBel (16).
 * Rookie or first-year player

1990 REVIEW

Date	W/L	Score	Opp	Att	Rushing	Att	Yds	Avg	LG	TD
09/09	L	0-17	at Chicago	64,400	Fenner	215	859	4.0	36	14
09/16	L	13-17	L.A. Raiders	61,889	Williams	187	714	3.8	25	3
09/23	L	31-34	at Denver (OT)	75,290	Krieg	32	115	3.6	25	0
10/01	W	31-16	Cincinnati (M)	60,135	SEA	457	1749	3.8	36	18
10/07	W	33-20	at New England	39,735	OPP	413	1605	3.9	58	7
10/14	L	17-24	at L.A. Raiders	50,624	Receiving	No	Yds	Avg	LG	TD
10/21	W	19-7	Kansas City	60,358	Williams	73	699	9.6	60	0
10/28			BYE		Kane	52	776	14.9	63	4
11/04	L	14-31	San Diego	59,646	Blades	49	525	10.7	24	3
11/11	W	17-16	at Kansas City	71,285	Chadwick	27	478	17.7	54	4
11/18	L	21-24	Minnesota	59,735	Skansi	22	257	11.7	25	2
11/25	W	13-10	at S. Diego (OT)	50,097	Fenner	17	143	8.4	50	1
12/02	W	13-10	Houston (OT)	57,592	SEA	265	3194	12.1	63	15
12/09	W	20-14	at Green Bay	52,015	OPP	300	3256	10.9	46	19
12/16	L	17-24	at Miami	57,851	Kickoff Returns	No	Yds	Avg	LG	TD
12/23	W	17-12	Denver	55,845	Warren	23	478	20.8	71	0
12/30	W	30-10	Detroit	50,681	Loville	18	359	19.9	29	0

Team Statistics		Sea	Opp
TOTAL FIRST DOWNS		284	280
Rushing		111	86
Passing		155	171
Penalty		18	23
3rd Down: Made/Att		87/200	83/207
3rd Down Pct.		43.5	40.1
4th Down: Made/Att		6/7	7/11
4th Down Pct.		85.7	63.6
POSSESSION AVG.		30:47	29:13
TOTAL NET YARDS		4583	4609
Avg. Per Game		286.4	288.1
Total Plays		945	950
Avg. Per Play		4.8	4.9
NET YARDS RUSHING		1749	1605
Avg. Per Game		109.3	100.3
Total Rushes		457	413
NET YARDS PASSING		2834	3004
Avg. Per Game		177.1	187.8
Sacked/Yards Lost		40/360	33/252
Gross Yards		3194	3256
Att./Completions		448/265	504/300
Completion Pct.		59.2	59.5
Had Intercepted		20	12
PUNTS/AVERAGE		67/40.6	77/41.9
NET PUNTING AVG.		34.4	36.2
PENALTIES/YARDS		89/746	108/766
FUMBLES/BALL LOST		32/16	32/18
TOUCHDOWNS		34	32
Rushing		18	7
Passing		15	19
Returns		1	6
TOTAL POINTS		306	286

By Quarters	1	2	3	4	OT	Tot		
SEA	50	94	60	96	6	306		
OPP	50	112	53	68	3	286		
Punt Returns	No	FC	Yds	Avg	LG	TD		
Warren	28	16	269	9.6	39	0		
Jefferson	8	0	68	8.5	14	0		
SEA	36	16	337	9.4	39	0		
OPP	29	21	254	8.8	66	2		
Scoring	TDs	Ru	Pa	Rt	PAT	FG	S	Pts
Johnson	0	0	0	0	33-34	23-32	0	102
Fenner	15	14	1	0	0	0	0	90
Chadwick	4	0	4	0	0	0	0	24
Kane	4	0	4	0	0	0	0	24
Blades	3	0	3	0	0	0	0	18
Williams	3	3	0	0	0	0	0	18
SEA	34	18	15	1	33-34	23-32	0	306
OPP	32	7	19	6	32-32	20-27	1	286
Interceptions	No	Yds	Avg	LG	TD			
Robinson	3	89	29.7	39	0			
Harper	3	69	23.0	47	0			
SEA	12	182	15.2	47	0			
OPP	20	252	12.6	42	0			
Punting	No	Yds	Avg	NetTB	I20	LGB		
Donnelly	67	2722	40.6	34.4	8	18	54	
SEA	67	2722	40.6	34.4	8	18	54	
OPP	77	3225	41.9	36.2	5	22	67	

Passing	Att	Cmp	Yds	Cmp%	Yds/Att	TD	TD%	Int	Int%	LG	Sacked	Rating
Krieg	448	265	3194	59.2	7.13	15	3.3	20	4.5	63	40/360	73.6
SEA	448	265	3194	59.2	7.13	15	3.3	20	4.5	63	40/360	73.6
OPP	504	300	3256	59.5	6.46	19	3.8	12	2.4	46	33/252	81.3

SEA	OPP	FGs	1-19	20-29	30-39	40-49	50+
Johnson		2-2	7-7	8-14	5-6	1-3	
SEA		2-2	7-7	8-14	5-6	1-3	
OPP		0-0	11-11	3-5	5-8	1-3	

DEFENSIVE STATISTICS

(According to Unofficial Press Box Statistics)

Player	Tackles					T/L	PD	FF	FR
	T	S	A	Sa	T/L				
Glasgow	83	70	13	2.0	4.0	2	3	1	
Robinson	82	63	19	0.0	2.0	5	1	4	
Harper	71	62	9	0.0	3.0	4	1	0	
Green	60	44	16	12.5	18.0	2	3	1	
Hunter	56	48	8	0.0	1.0	10	1	1	
Nash	53	41	12	1.0	3.0	0	1	1	

NOTABLE

Record (Finish): 9-7 (3rd, AFC West)
Head Coach: Chuck Knox (73-54, .575)
Assistants: Tom Catlin (Asst. Head Coach/Def. Coord./OLBs), John Becker (Off. Coord./WRs), George Dyer (DL), Chick Harris (RBs), Ken Meyer (QB), Rod Perry (DBs), Russ Purnell (TEs/Asst. Sp. Teams), Frank Raines (Strength & Cond.), Kent Stephenson (OL), Rusty Tillman (Sp. Teams/ILBs), Joe Vitt (Sp. Assign.)
Captains: QB Dave Krieg (Off), DE Jacob Green (Def), Game-to-Game (Sp. Teams)
MVP: FB John L. Williams
Pro Bowl: FB John L. Williams (1)
National Honors: SS Kenny Easley and WR Steve Largent, All-NFL Decade of the 1980's Team (Hall of Fame)
First-Team All-NFL: None

Starters: Offense: WR Tommy Kane (11), LT Andy Heck (16), LG Edwin Bailey (11), LG Darrick Brizl (5), C Grant Feasel (16), RG Bryan Millard (16), RT Ron Mattes (7), RT Ronnie Lee (9), TE Travis McNeal (14), TE Ron Heller (5), TE Mike Tice (2), WR Brian Blades (16), QB Dave Krieg (16), RB Derrick Fenner (15), *RB Derek Loville (1), FB John L. Williams (16).
Defense: LE Jacob Green (16), LT Joe Nash (16), RT Jeff Bryant (14), *RT Cortez Kennedy (2), RE Tony Woods (15), *LLB Terry Wooden (8), LLB Darren Comeaux (1), LLB Joe Cain (2), LLB Dave Ahrens (3), MLB Darren Comeaux (8), MLB David Wyman (8), RLB Rufus Porter (12), RLB Joe Cain (3), LCB Dwayne Harper (16), RCB Patrick Hunter (16), *SS Robert Blackmon (3), SS Nesby Glasgow (13), FS Eugene Robinson (16).

Specialists: *KR Chris Warren (16), P Rick Donnelly (16), K Norm Johnson (16), LS Michael Morris (4), LS Trey Junkin (12).
 * Rookie or first-year player

1991 REVIEW

Date	W/L	Score	Opp	Att	Interceptions	No	Yds	Avg	LG	TD	
09/01	L	24-27	at New Orleans	68,492	Robinson	5	56	11.2	27	0	
09/08	W	20-13	N.Y. Jets	56,770	Harper	4	84	21.0	43	0	
09/15	L	10-16	at Denver	74,152	SEA	18	302	16.8	43	2	
09/22	L	13-20	at Kansas City	71,789	OPP	26	334	12.8	58	2	
09/29	W	31-3	Indianapolis	56,656	Punting	No	Yds	Avg	NetTB	I20	LGB
10/06	W	13-7	at Cincinnati	60,010	Tuten	49	2106	43.0	36.9	3	8
10/13	L	20-23	L.A. Raiders (OT)	61,974	Donnelly	13	505	38.8	33.8	1	1
10/20	W	27-7	at Pittsburgh	54,678	Waits	14	474	33.9	33.6	0	2
10/27	W	20-9	San Diego	58,025	SEA	76	3085	40.6	35.7	4	11
11/03			BYE		OPP	79	3089	39.1	33.0	8	20
11/10	L	14-17	at San Diego	43,597	Punt Returns	No	FC	Yds	Avg	LG	TD
11/17	L	7-31	at L.A. Raiders	49,317	Warren	32	19	298	9.3	t59	1
11/24	W	13-10	Denver	60,430	SEA	38	20	325	8.6	t59	1
12/01	L	6-19	Kansas City	57,248	OPP	40	18	289	7.2	29	0
12/08	L	22-24	San Francisco	56,711	Kickoff Returns	No	Yds	Avg	LG	TD	
12/15	L	13-26	at Atlanta	53,834	Warren	35	792	22.6	55	0	
12/22	W	23-9	L.A. Rams	51,100	Loville	18	412	22.9	50	0	

Team Statistics		Sea	Opp
TOTAL FIRST DOWNS		253	263
Rushing		80	92
Passing		159	159
Penalty		14	12
3rd Down: Made/Att		67/193	78/220
3rd Down Pct.		34.7	35.5
4th Down: Made/Att		2/9	9/20
4th Down Pct.		22.2	45.0
POSSESSION AVG.		29:27	30:33
TOTAL NET YARDS		4534	4703
Avg. Per Game		283.4	293.9
Total Plays		924	988
Avg. Per Play		4.9	4.8
NET YARDS RUSHING		1426	1684
Avg. Per Game		89.1	105.3
Total Rushes		394	435
NET YARDS PASSING		3108	3019
Avg. Per Game		194.3	188.7
Sacked/Yards Lost		42/263	36/269
Gross Yards		3371	3288
Att/Comp		488/290	517/296
Completion Pct.		59.4	57.3
Had Intercepted		26	18
PUNTS/AVERAGE		76/40.6	79/39.1
NET PUNTING AVG.		35.7	33.0
PENALTIES/YARDS		85/682	108/845
FUMBLES/BALL LOST		26/17	34/21
TOUCHDOWNS		29	25
Rushing		11	4
Passing		15	1
Returns		3	3
TOTAL POINTS		276	261

By Quarters	1	2	3	4	OT	Tot		
SEA	39	78	79	80	0	276		
OPP	25	112	47	74	3	261		
Scoring	TD	Ru	Pa	Rt	PAT	FG	S	Pts
Kasay	0	0	0	0	27/28	25/31	0	102
Williams	5	4	1	0	0	0	0	30
Fenner	4	4	0	0	0	0	0	24
Tice	4	0	4	0	0	0	0	24
SEA	29	11	15	3	27/29	25/31	0	276
OPP	25	4	18	3	25/25	28/32	1	261
Rushing	Att	Yds	Avg	LG	TD			
Williams	188	741	3.9	42	4			
Fenner	91	267	2.9	15	4			
Jones	45	154	3.4	22	3			
SEA	394	1426	3.6	42	11			
OPP	435	1684	3.9	32	4			
Receiving	No	Yds	Avg	LG	TD			
Blades	70	1003	14.3	52	2			
Williams	61	499	8.2	35	1			
Kane	50	763	15.3	60	2			
Chadwick	22	255	11.6	29	3			
SEA	290	3371	11.6	60	15			
OPP	296	3288	11.1	161	18			

Passing	Att	Cmp	Yds	Cmp%	Yds/Att	TD	TD%	Int	Int%	LG	Sacked	Rating
Krieg	285	187	2080	65.6	7.30	11	3.9	12	4.2	60	32/216	82.5
Kemp	181	94	1207	51.9	6.67	4	2.2	12	6.6	52	8/38	52.9
Stouffer	15	6	57	40.0	3.80	0	0.0	1	6.7	19	2/9	23.5
McGwire	7	3	27	42.9	3.86	0	0.0	1	14.3	13	0/0	14.3
SEA	488	290	3371	59.4	6.91	15	3.1	26	5.3	60	42/263	68.4
OPP	517	296	3288	57.3	6.36	18	3.5	18	3.5	161	36/269	73.4

DEFENSIVE STATISTICS

(According to Unofficial Press Box Statistics)

Tackles

Player	T	S	A	Sa	T/L	PD	FF	FR
Wooden	105	80	25	2.0	10.0	9	1	4
Robinson	91	67	24	1.0	3.0	3	1	1
Porter	71	51	20	10.0	16.0	15	4	0
Comeaux	69	51	18	0.5	7.0	5	4	0
Harper	69	58	11	0.0	1.0	1	1	0
Kennedy	67	59	8	6.5	13.0	12	1	1

NOTABLE

Record (Finish): 7-9 (4th, AFC West)
Head Coach: Chuck Knox (80-63, .559)
Assistants: Tom Catlin (Asst. Head Coach/Def. Coord./OLBs), John Becker (Off. Coord./WRs), George Dyer (DL), Chick Harris (RBs), Ken Meyer (QBs), Paul Moyer (Staff Asst.), Rod Perry (DBs), Russ Purnell (TEs/Asst. Sp. Teams), Frank Raines (Strength & Cond.), Kent Stephenson (OL), Rusty Tillman (Sp. Teams/ILBs), Joe Vitt (Sp. Assign.)
Captains: QB Dave Krieg (Off), DE Jacob Green (Def), Game-to-Game (Sp. Teams)
MVP: FS Eugene Robinson
Pro Bowl: DT Cortez Kennedy (1), FB John L. Williams (2)
National Honors: None
First-Team All-NFL: CB Dwayne Harper (S-I), FS Eugene Robinson (S-I)
Starters - Offense: WR Tommy Kane (15), LT Andy Heck (16), LG Edwin Bailey (3), LG Warren Wheat (7), LG Darrick Brilz (6), C Grant Feasel (15), C Darrick Brilz (1), RG Bryan Millard (16), RT Ronnie Lee (7), RT Bill Hitchcock (9), TE Mike Tice (15), TE Travis McNeal (3), WR Brian Blades (16), QB Dave Krieg (9), QB Jeff Kemp (5), *QB Dan McGwire (1), QB Kelly Stouffer (1), RB Derrick Fenner (8), RB Chris Warren (1), RB James Jones (6), FB John L. Williams (16)
Defense: LE Jacob Green (16), LT Eric Hayes (2), LT Jeff Bryant (14), RT Cortez Kennedy (16), RE Tony Woods (14), LLB Terry Wooden (15), MLB Darren Comeaux (11), MLB David Wyman (4), RLB Rufus Porter (15), LCB Dwayne Harper (16), RCB Patrick Hunter (15), SS Robert Blackmon (16), FS Eugene Robinson (16).
Specialists: KR Chris Warren (16), P Rick Donnelly (3), *P Alex Waits (3), P Rick Tuten (10), K John Kasay (16), LS Trey Junkin (16).

* Rookie or first-year player

1992 REVIEW

Date	W/L	Score	Opp	Att	Receiving	No	Yds	Avg	LG	TD	
09/06	L	3-21	Cincinnati	57,350	Williams	74	556	7.5	27	2	
09/13	L	7-26	at Kansas City	75,125	Kane	27	369	13.7	31	3	
09/20	W	10-6	at New England	42,327	J. Jones	21	190	9.0	30	0	
09/27	L	17-19	Miami	59,374	L. Clark	20	290	14.5	33	1	
10/04	L	6-17	at San Diego	36,783	Blades	19	256	13.5	37	1	
10/11	L	0-27	at Dallas	62,311	SEA	230	2323	10.1	57	9	
10/18	L	0-19	L.A. Raiders	56,904	OPP	251	2978	11.9	72t	11	
10/25	L	10-23	at N.Y. Giants	67,399	Punt Returns	No	FC	Yds	Avg	LG	TD
11/01			BYE		Warren	34	25	252	7.4	16	0
11/08	L	3-16	Washington	53,616	SEA	38	27	283	7.4	16	0
11/15	L	3-20	at L.A. Raiders	46,862	OPP	56	26	416	7.4	86t	1
11/22	L	14-24	Kansas City	49,867	Kickoff Returns	No	Yds	Avg	LG	TD	
11/30	W	16-13	Denver (M) (OT)	51,612	Warren	28	524	18.7	34	0	
12/06	L	14-20	at Pittsburgh	47,015	Mayer	19	311	16.4	29	0	
12/13	L	17-20	Philadelphia (OT)	47,492	SEA	50	885	17.7	34	0	
12/20	L	6-10	at Denver	72,570	OPP	36	685	19.0	64	0	
12/27	L	14-31	San Diego	49,324	FGs	1-19	20-29	30-39	40-49	50+	

Team Statistics		Seattle	Opp
TOTAL FIRST DOWNS		208	247
Rushing		77	96
Passing		114	129
Penalty		17	22
3rd Down: Made/Att		59/222	75/230
3rd Down Pct.		26.6	32.6
4th Down: Made/Att		5/17	6/9
4th Down Pct.		29.4	66.7
POSSESSION AVG.		29:01	30:59
TOTAL NET YARDS		3374	4583
Avg. Per Game		210.9	286.4
Total Plays		945	987
Avg. Per Play		3.6	4.6
NET YARDS RUSHING		1596	1922
Avg. Per Game		99.8	120.1
Total Rushes		402	513
NET YARDS PASSING		1778	2661
Avg. Per Game		111.1	166.3
Sacked/Yards Lost		67/545	46/317
Gross Yards		2323	2978
Att./Completions		476/230	428/251
Completion Pct.		48.3	58.6
Had Intercepted		23	20
PUNTS/AVERAGE		108/44.1	96/41.8
NET PUNTING AVG.		108/38.7	96/36.8
PENALTIES/YARDS		111/918	100/776
FUMBLES/BALL LOST		37/18	25/11
TOUCHDOWNS		14	32
Rushing		4	14
Passing		9	11
Returns		1	7

By Quarters	1	2	3	4	OT	Tot		
SEA	20	53	34	30	3	140		
OPP	63	87	74	85	3	312		
Scoring	TD	Ru	Pa	Rt	PAT	FG	S	Pts
Kasay	0	0	0	0	14/14	14/22	0	56
Kane	3	0	3	0	0/0	0/0	0	18
Warren	3	3	0	0	0/0	0/0	0	18
Williams	3	1	2	0	0/0	0/0	0	18
SEA	14	4	9	1	14/14	14/22	0	140
OPP	32	14	11	7	29/32	29/36	2	2312
Rushing	Att	Yds	Avg	LG	TD			
Warren	223	1017	4.6	52	3			
Williams	114	339	3.0	14	1			
Gelbaugh	16	79	4.9	22	0			
SEA	402	1596	4.0	52	4			
OPP	513	1922	3.7	66t	14			
Interceptions	No	Yds	Avg	LG	TD			
E. Robinson	7	126	18.0	49	0			
Harper	3	74	24.7	41	0			
SEA	20	324	16.2	69	0			
OPP	23	231	10.0	40	4			
Punting	No	Yds	Avg	NetTB	I20	LGB		
Tuten	108	4760	44.1	38.7	8	29	65	0
SEA	108	4760	44.1	38.7	8	29	65	0
OPP	96	4015	41.8	36.8	10	23	65	0

Passing	Att	Cmp	Yds	Cmp%	Yds/Att	TD	TD%	Int	Int%	LG	Sacked	Rating
Gelbaugh	255	121	1307	47.5	5.13	6	2.4	11	4.3	57	34/265	52.9
Stouffer	190	92	900	48.4	4.74	3	1.6	9	4.7	33	26/222	47.7
McGwire	30	17	116	56.7	3.87	0	0.0	3	10.0	20	7/58	25.8
SEA	476	230	2323	48.3	4.88	9	1.9	23	4.8	57	67/545	48.9
OPP	428	251	2978	58.6	6.96	11	2.6	20	4.7	72t	46/317	69.0

DEFENSIVE STATISTICS

(According to Unofficial Press Box Statistics)

Player	Tackles										
	T	S	A	Sa	T/L	PD	FF	FR			
E. Robinson	94	64	30	0.0	1.5	10	2	1			
Kennedy	92	76	16	14.0	28.0	5	4	1			
Porter	90	68	22	9.5	17.0	2	2	0			
Wyman	83	54	29	0.0	3.0	1	2	1			
P. Hunter	67	55	12	0.0	1.5	13	1	1			
Nash	67	46	21	4.5	6.5	0	0	0			

NOTABLE

Record (Finish): 2-14 (5th, AFC West)
Head Coach: Tom Flores (2-14, .125)
Assistants: Tom Catlin (Asst. HC/Def), Larry Kennan (Off. Coord./QB), Rusty Tillman (Def. Coord./LB), Tommy Brasher (DL), Bob Bratkowski (WR), Dave Brown (Def), Hudson Houck (OL), Paul Moyer (DB), Russ Purnell (TE/Sp. Teams), Frank Raines (Strength & Cond), Clarence Shelton (RB)
Captains: FB John L. Williams (Off), FS Eugene Robinson (Def), TE James Jones (Sp. Teams)
MVP: DT Cortez Kennedy
Pro Bowl: DT Cortez Kennedy (2), FS Eugene Robinson (1)
National Honors: DT Cortez Kennedy, NFL Defensive Player of the Year (AP, PFW/PFWA, C&PFN)
All-NFL: DT Cortez Kennedy (AP, S-I, SN, USAT, PFW/PFWA, C&PFN, NEA)
Starters: Offense: WR Tommy Kane (11), WR David Daniels (1), WR Doug Thomas (4), *LT Ray Roberts (16), LG Andy Heck (13), LG John Hunter (3), C Joe Tofflemire (16), RG Darrick Brilz (16), RT Ronnie Lee (5), RT Bill Hitchcock (11), TE Paul Green (4), TE Ron Heller (11), TE Mike Jones (1), TE Brian Jones (1), TE Trey Junkin (1), WR Brian Blades (5), WR Louis Clark (10), QB Kelly Stouffer (7), QB Dan McGwire (1), QB Stan Gelbaugh (8), RB Chris Warren (16), FB John L. Williams (16).
Defense: LE Jeff Bryant (15), *LE Michael Sinclair (1), LT Joe Nash (16), RT Cortez Kennedy (16), RE Tony Woods (15), RE Jeff Bryant (1), LLB Terry Wooden (8), LLB Joe Cain (8), MLB David Wyman (11), RLB Rufus Porter (16), LCB Dwayne Harper (16), RCB Patrick Hunter (16), SS Robert Blackmon (15), FS Eugene Robinson (16).
Specialists: K John Kasay (16), P Rick Tuten (16), LS Trey Junkin (16)
 * Rookie or first-year player

1993 REVIEW

Date	W/L	Score	Opp	Att	Receiving	No	Yds	Avg	LG	TD			
09/05	L	12-18	at San Diego	58,039	Blades	80	945	11.8	41	3			
09/12	L	13-17	L.A. Raiders	58,836	Williams	58	450	7.8	25	1			
09/19	W	17-14	at New England	50,392	Martin	57	798	14.0	53t	5			
09/26	W	19-10	at Cincinnati	46,880	Edmunds	24	239	10.0	32	2			
10/03	W	31-14	San Diego	54,778	Green	23	178	7.7	20	1			
10/10			BYE		SEA	280	2896	10.3	53t	13			
10/17	L	10-30	at Detroit	60,801	OPP	333	3897	11.7	58t	16			
10/24	W	10-9	New England	56,526	Punting	No	Yds	Avg	NetTB	I20	LGB		
10/31	L	17-28	at Denver	73,644	Tuten	90	4007	44.5	37.3	7	21	64	1
11/07	L	14-24	at Houston	50,447	SEA	91	4007	44.0	37.3	7	21	64	1
11/14	W	22-5	Cleveland	54,622	OPP	73	3097	42.4	35.6	11	19	60	0
11/21			BYE		Punt Returns	No	FC	Yds	Avg	LG	TD		
11/28	L	9-17	Denver	57,812	Martin	32	15	270	8.4	33	0		
12/05	L	16-31	Kansas City	58,551	SEA	33	15	280	8.5	33	0		
12/12	L	23-27	at L.A. Raiders	38,161	OPP	47	21	475	10.1	74t	1		
12/19	L	27-30	Phoenix (OT)	45,737	Kickoff Rets	No	FC	Yds	Avg	LG	TD		
12/26	W	16-6	Pittsburgh	51,814	Bates	30	0	603	20.1	46	0		
01/02	L	24-34	at Kansas City	72,136	Vaughn	16	0	280	17.5	31	0		

Team Statistics	Seattle	Opp
TOTAL FIRST DOWNS	279	322
Rushing	114	106
Passing	144	193
Penalty	21	23
3rd Down: Made/Att	80/224	91/229
3rd Down Pct.	35.7	39.7
4th Down: Made/Att	6/14	6/13
4th Down Pct.	42.9	46.2
POSSESSION AVG.	29:02	30:58
TOTAL NET YARDS	4669	5313
Avg. Per Game	291.8	332.1
Total Plays	1019	1085
Avg. Per Play	4.6	4.9
NET YARDS RUSHING	2015	1660
Avg. Per Game	125.9	103.8
Total Rushes	473	452
NET YARDS PASSING	2654	3653
Avg. Per Game	165.9	228.3
Sacked/Yards Lost	48/242	38/244
Gross Yards	2896	3897
Att./Completions	498/280	595/333
Completion Pct.	56.2	56.0
Had Intercepted	18	22
PUNTS/AVERAGE	91/44.0	73/42.4
NET PUNTING AVG.	37.3	35.6
PENALTIES/YARDS	99/745	110/818
FUMBLES/BALL LOST	25/13	23/15
TOUCHDOWNS	29	32
Rushing	13	12
Passing	13	16
Returns	0	3
Defensive	3	1
SAFETIES	4	2

By Quarters	1	2	3	4	OT	Tot		
SEA	72	64	45	99	0	280		
OPP	65	104	66	76	3	314		
Rushing	Att	Yds	Avg	LG	TD			
C. Warren	273	1072	3.9	45t	7			
Williams	82	371	4.5	38	3			
Mirer	68	343	5.0	33	3			
Vaughn	36	153	4.3	37	0			
SEA	473	2015	4.3	45t	13			
OPP	452	1660	3.7	30t	12			
Scoring	TD	Ru	Pa	Rt	PAT	FG	S	Pts
Kasay	0	0	0	0	29/29	23/28	0	98
C. Warren	7	7	0	0	0	0	0	42
Martin	5	0	5	0	0	0	0	30
Williams	4	3	1	0	0	0	0	24
SEA	29	13	13	3	29/29	23/28	4	280
OPP	32	12	16	4	31/32	29/39	2	314
Interceptions	No	Yds	Avg	LG	TD			
E. Robinson	9	80	8.9	28	0			
Hunter	4	54	13.5	34	0			
Gray	3	33	11.0	16	0			
SEA	22	196	8.9	34	1			
OPP	18	159	8.8	40	0			

Passing	Att	Cmp	Yds	Cmp%	Yds/Att	TD	TD%	Int	Int%	LG	Sacked	Rating
Mirer	486	274	2833	56.4	5.83	12	2.5	17	3.5	53t	47/235	67.0
SEA	498	280	2896	56.2	5.82	13	2.6	18	3.6	53t	48/242	66.8
OPP	595	333	3897	56.0	6.55	16	2.7	22	3.7	58t	38/244	69.6

Punting	No	Yds	Avg	NetTB	I20	LGB		
Tuten	90	4007	44.5	37.3	7	21	64	1
SEA	91	4007	44.0	37.3	7	21	64	1
OPP	73	3097	42.4	35.6	11	19	60	0
Punt Returns	No	FC	Yds	Avg	LG	TD		
Martin	32	15	270	8.4	33	0		
SEA	33	15	280	8.5	33	0		
OPP	47	21	475	10.1	74t	1		
Kickoff Rets	No	FC	Yds	Avg	LG	TD		
Bates	30	0	603	20.1	46	0		
Vaughn	16	0	280	17.5	31	0		
SEA	50	0	931	18.6	46	0		
OPP	52	1	967	18.6	95t	1		
FGs	1-19	20-29	30-39	40-49	50+			
Kasay	1/1	5/5	10/11	4/6	3/5			
SEA	1/1	5/5	10/11	4/6	3/5			
OPP	2/2	7/7	8/10	7/13	5/7			

DEFENSIVE STATISTICS

(According to Unofficial Press Box Statistics)

Player	Tackles							
	T	S	A	Sa	T/L	PD	FF	FR
E. Robinson	111	84	27	2.0	5.0	15	3	2
Wooden	106	73	33	2.5	11.5	9	3	1
Stephens	105	75	30	2.5	9.5	1	2	1
Kennedy	77	60	17	6.5	13.5	3	1	1
Blackmon	74	55	19	0.0	3.0	11	0	1

NOTABLE

Record (Finish): 6-10 (5th, AFC West)
Head Coach: Tom Flores (8-24, .250)
Assistants: Tom Catlin (Asst. HC), Larry Kennan (Off. Coord./QBs), Rusty Tillman (Def. Coord./LBs), Tommy Brasher (DL), Bob Bratkowski (WRs), Dave Brown (Def), Arnie Matsumoto (Staff Asst.), Paul Moyer (DBs), Howard Mudd (OL), Russ Purnell (TEs/Sp. Teams), Frank Raines (Strength & Cond), Clarence Shelton (RBs)
Captains: FB John L. Williams (Off), FS Eugene Robinson (Def), FB Tracy Johnson & TE Trey Junkin (Sp. Teams)
MVP: FS Eugene Robinson
Pro Bowl: DT Cortez Kennedy (3), FS Eugene Robinson (2), RB Chris Warren (1)
National Honors: QB Rick Mirer, NFL Offensive Rookie of the Year (NFLPA, FBD)
All-NFL: DT Cortez Kennedy (AP, S-I), FS Eugene Robinson (PFWA/PFW, Films, USA TODAY)
Starters: Offense: WR Kelvin Martin (14), LT Ray Roberts (16), LG Darrick Brilz (16), C Ray Donaldson (16), RG Bill Hitchcock (14), *RG Jeff Blackshear (2), RT Andy Heck (16), TE Ferrell Edmunds (16), TE Paul Green (8), WR Brian Blades (14), *WR Michael Bates (1), *QB Rick Mirer (16), RB Chris Warren (14), RB Jon Vaughn (2), FB John L. Williams (9).
Defense: LE Jeff Bryant (15), LE Michael Sinclair (1), LT Joe Nash (16), RT Cortez Kennedy (16), RE Natu Tuatagaloa (15), LLB Terry Wooden (16), MLB Rod Stephens (13), MLB Ray Berry (2), *MLB Dean Wells (1), RLB Rufus Porter (6), RLB Kevin Murphy (10), LCB Dwayne Harper (14), RCB Patrick Hunter (15), *CB Carlton Gray (2), SS Robert Blackmon (16), FS Eugene Robinson (16).
Specialists: K John Kasay (16), P Rick Tuten (16), LS Trey Junkin (16)
 * Rookie or first-year player

1994 REVIEW

Date	W/L	Score	Opp	Att	Rushing	Att	Yds	Avg	LG	TD			
09/04	W	28-7	at Washington	52,930	C. Warren	333	1545	4.6	41	9			
09/11	W	38-9	at L.A. Raiders	47,319	Mirer	34	153	4.5	14	0			
09/18	L	10-24	*San Diego	65,536	Strong	27	114	4.2	14t	1			
09/25	W	30-13	*Pittsburgh	59,637	SEA	480	2084	4.3	41	16			
10/02	L	15-17	at Indianapolis	49,876	OPP	511	1952	3.8	45t	15			
10/09	L	9-16	*Denver	63,872	Interceptions	No	Yds	Avg	LG	TD			
10/16			BYE			4 players with	3						
10/23	L	23-38	at Kansas City	78,847	SEA	19	284	14.9	69t	2			
10/30	L	15-35	at San Diego	59,001	OPP	9	210	23.3	73t	2			
11/06	L	17-20	Cincinnati (OT)	46,630	Punting	No	Yds	Avg	NetTB	I20	LGB		
11/13	L	10-17	at Denver	71,290	Tuten	91	3905	42.9	36.7	7	33	64	0
11/20	W	22-21	Tampa Bay	37,466	SEA	91	3905	42.9	36.7	7	33	64	0
11/27	W	10-9	Kansas City	54,120	OPP	78	3188	40.9	35.5	4	25	64	1
12/04	L	19-31	Indianapolis	39,574	Punt Returns	No	FC	Yds	Avg	LG	TD		
12/11	W	16-14	at Houston	31,453	Martin	33	20	280	8.5	23	0		
12/18	L	16-17	L.A. Raiders	53,301	SEA	37	23	337	9.1	31	0		
12/24	L	9-35	at Cleveland	54,180	OPP	43	21	426	9.9	78	1		

* at Husky Stadium

Team Statistics	Sea	Opp
TOTAL FIRST DOWNS	285	318
Rushing	114	122
Passing	143	178
Penalty	28	18
3rd Down: Made/Att	89/235	83/224
3rd Down Pct.	37.9	37.1
4th Down: Made/Att	10/19	8/20
4th Down Pct.	52.6	40.0
POSSESSION AVG.	28:35	31:25
TOTAL NET YARDS	4652	5349
Avg. Per Game	290.8	334.3
Total Plays	1018	1077
Avg. Per Play	4.6	5.0
NET YARDS RUSHING	2084	1952
Avg. Per Game	130.3	122.0
Total Rushes	480	511
NET YARDS PASSING	2568	3397
Avg. Per Game	160.5	212.3
Sacked/Yards Lost	40/241	29/206
Gross Yards	2809	3603
Att./Completions	498/253	537/313
Completion Pct.	50.8	58.3
Had Intercepted	9	19
PUNTS/AVERAGE	91/42.9	78/40.9
NET PUNTING AVG.	36.7	35.5
PENALTIES/YARDS	114/898	103/773
FUMBLES/BALL LOST	31/19	21/11
TOUCHDOWNS	32	34
Rushing	16	15
Passing	13	15
Returns	1	1
Defensive	2	3
TOTAL POINTS	287	323

By Quarters	1	2	3	4	OT	Tot
SEA	53	74	49	111	0	287
OPP	48	98	65	109	3	323

Scoring	TDRu	PaRt	PAT	FG	S	Pts
Kasay	0	0	0	25/26	20/24	0 85
C. Warren	11	9	2	0	0	0 68
Blades	4	0	4	0	0	0 26
SEA	32	16	13	3	25/26	20/24 1287
OPP	34	15	15	4	28/28	27/33 1323

2-Point PATs:	Tuten	1-2;	Blades	2-2;	McGwire	0-1;	Vaughn	1-1;	C. Warren	1-1;
SEA	4-6.	OPP	4-6.							

Receiving	No	Yds	Avg	LG	TD
Blades	81	1086	13.4	45	4
Martin	56	681	12.2	32	1
C. Warren	41	323	7.9	51	2
SEA	253	2809	11.1	51	13
OPP	313	3603	11.5	99t	15

Kickoff Returns	No	Yds	Avg	LG	TD
Bates	26	508	19.5	38	0
Vaughn	18	443	24.6	93t	1
SEA	67	1467	21.9	93t	1
OPP	61	1229	20.1	45	0

Passing	Att	Cmp	Yds	Cmp%	Yds/Att	TD	TD%	Int	Int%	LG	Sacked	Rating
Mirer	381	195	2151	51.2	5.65	11	2.9	7	1.8	51	27/145	70.2
McGwire	105	51	578	48.6	5.65	1	1.0	2	1.9	36	13/96	60.7
SEA	498	253	2809	50.8	5.64	13	2.6	9	1.8	51	40/241	69.1
OPP	537	313	3603	58.3	6.71	15	2.8	19	3.5	99t	29/206	73.2

FGs	1-19	20-29	30-39	40-49	50+
Kasay	1/1	1/1	11/11	6/9	1/2
SEA	1/1	1/1	11/11	6/9	1/2
OPP	0/0	9/9	13/16	5/8	0/0

DEFENSIVE STATISTICS

(According to Unofficial Press Box Statistics)

Player	T	S	A	Sa	T/L	PD	FF	FR
Stephens	128	95	33	2.5	12.5	0	3	2
Wooden	127	94	33	1.5	12.5	7	1	1
E.Robinson	80	65	15	1.0	2.5	8	0	1
Porter	75	61	14	1.5	12.5	6	0	0

NOTABLE

Record (Finish): 6-10 (5th, AFC West)
Head Coach: Tom Flores (14-34, .292)
Assistants: Larry Kennan (Off. Coord./QBs), Rusty Tillman (Def. Coord./LBs), Tommy Brasher (DL), Bob Bratkowski (WRs), Dave Brown (Def), Tom Catlin (Quality Control), Arnie Matsumoto (Staff Asst.), Paul Moyer (DBs), Howard Mudd (OL), Russ Purnell (TEs, Sp. Teams), Frank Raines (Strength. & Cond), Clarence Shelmon (RBs)
Captains: C Ray Donaldson (Off), FS Eugene Robinson (Def), FB Tracy Johnson & TE Trey Junkin (Sp. Teams)
MVP: RB Chris Warren
Pro Bowl: DT Cortez Kennedy (4), P Rick Tuten (1), RB Chris Warren (2)
National Honors: WR Steve Largent (Hall of Fame inductee)
All-NFL: DT Cortez Kennedy (AP, S-I, CPFN), P Rick Tuten (S-I)
Starters: Offense: WR Kelvin Martin (15), LT Ray Roberts (14), LT James Atkins (2), LG Jeff Blackshear (16), C Ray Donaldson (16), RG Bill Hitchcock (5), RG *Kevin Mawae (11), RT Howard Ballard (16), TE Ferrell Edmunds (7), TE Paul Green (11), *Carlester Crumpler (4), WR Brian Blades (16), QB Rick Mirer (13), QB Dan McGwire (3), RB Chris Warren (15), FB Tracy Johnson (10).
Defense: LE Antonio Edwards (8), *LE Sam Adams (6), LE Michael Sinclair (2), LT Joe Nash (15), RT Cortez Kennedy (16), RE Brent Williams (9), RE Antonio Edwards (6), LLB Terry Wooden (15), LLB Bob Spitulski (1), MLB Rod Stephens (16), RLB Rufus Porter (14), RLB Duane Bickett (1), LCB Carlton Gray (11), LCB Tony Brown (5), RCB Patrick Hunter (5), *RCB Orlando Watters (8), RCB Terry Taylor (3), SS Robert Blackmon (15), SS Rafael Robinson (1), FS Eugene Robinson (14), FS Dave McCloughan (1), FS Dion Lambert (1).
Specialists: K John Kasay (16), P Rick Tuten (16), LS Trey Junkin (16)
 * Rookie or first-year player

1996 REVIEW

Date	W/L	Score	Opp	Att
09/01	L	7-29	at San Diego	58,780
09/08	L	20-30	Denver	43,671
09/15	L	17-35	Kansas City	39,790
09/22	W	17-13	at Tampa Bay	30,212
09/22	L	10-31	Green Bay	59,973
10/06	W	22-15	at Miami	59,539
10/13			BYE	
10/17	L	16-34	at Kansas City	76,057
10/27	W	32-13	San Diego	38,143
11/03	W	23-16	Houston	36,320
11/10	W	42-23	Minnesota	50,794
11/17	L	16-17	at Detroit	51,194
11/24	L	21-27	Oakland	47,506
12/01	L	7-34	at Denver	74,982
12/08	W	26-18	Buffalo	41,373
12/15	L	13-20	at Jacksonville	66,134
12/22	W	28-21	at Oakland	33,455

Team Statistics		Sea	Opp
Total First Downs		268	325
Rushing		94	114
Passing		147	181
Penalty		27	30
3rd Down: Made/Att		64/212	80/211
3rd Down Pct.		30.2	37.9
4th Down: Made/Att		7/17	7/15
4th Down Pct.		41.2	46.7
Possession Avg.		28:01	31:59
Total Net Yards		5024	5437
Avg. Per Game		314.0	339.8
Total Plays		974	1066
Avg. Per Play		5.2	5.1
Net Yards Rushing		1997	2098
Avg. Per Game		124.8	131.0
Total Rushes		442	506
Net Yards Passing		3027	3339
Avg. Per Game		189.2	208.8
Sacked/Yards Lost		38/189	48/285
Gross Yards		3216	3624
Att./Completions		494/261	512/303
Completion Pct.		52.8	59.2
Had Intercepted		17	14
Punts/Average		86/43.6	76/42.3
Net Punting Avg.		86/34.5	76/34.0
Penalties/Yards		112/879	98/804
Fumbles/Ball Lost		24/12	37/18
Touchdowns		33	40
Rushing		16	15
Passing		14	25
Defense		1	0
Special Teams		2	0
PATs		31/33	38/40
1-Point PATs		27/27	35/35
2-Point PATs		4/6	3/5
Field Goals		28/34	31/34
Total Points		317	379

Scoring	TD	Ru	Pa	Rt	PAT	FG	S	Pts
Peterson	0	0	0	0	27/27	28/34	0	111
Smith	8	8	0	0	0	0	0	54
Galloway	8	0	7	1	0	0	0	48
Warren	5	5	0	0	0	0	0	32
SEA	33	16	14	3	27/27	28/34	0	317
OPP	40	15	25	0	35/35	31/34	1	376

2-Point PATs: Smith 3-3, Warren 1-3; **SEA** 4-6, **OPP** 3-5.

Rushing	Att	Yds	Avg	LG	TD	
Warren	203	855	4.2	51	5	
Smith	153	680	4.4	29	8	
Mirer	33	191	5.8	33	2	
SEA	442	1997	4.5	51	16	
OPP	506	2098	4.1	40	15	
Punt Returns	No	FC	Yds	Avg	LG	TD
Galloway	15	5	158	10.5	88	1
R. Harris	19	10	194	10.2	35	0
SEA	34	15	352	10.4	88	1
OPP	52	17	640	12.3	50	0

Passing	Att	Cmp	Yds	Cmp%	Yds/Att	TD	TD%	Int	Int%	LG	Sacked	Rating
Friesz	211	120	1629	56.9	7.72	8	3.8	4	1.9	80t	12/77	86.4
Mirer	265	136	1546	51.3	5.83	5	1.9	12	4.5	60	22/84	56.6
SEA	494	261	3216	52.8	6.51	14	2.8	17	3.4	80t	38/189	68.3
OPP	512	303	3624	59.2	7.08	25	4.9	14	2.7	65t	48/285	85.8

Receiving	No	Yds	Avg	LG	TD	
Galloway	57	987	17.3	65t	7	
Blades	43	556	12.9	80t	2	
Warren	40	273	6.8	33	0	
Crumpler	26	258	9.9	26	0	
Proehl	23	309	13.4	56	2	
SEA	261	3216	12.3	80t	14	
OPP	303	3624	12.0	65t	25	
Interceptions	No	Yds	Avg	LG	TD	
D. Williams	5	148	29.6	79t	1	
2 players with	3					
SEA	14	256	18.3	79t	1	
OPP	17	305	17.9	63	0	
Punting	No	Yds	Avg	NetTB	I20	LGB
Tuten	85	3746	44.1	34.5	7	21
SEA	86	3746	43.6	34.5	7	21
OPP	76	3214	42.3	34.0	14	23
Kickoff Returns	No	Yds	Avg	LG	TD	
Broussard	43	979	22.8	86	0	
SEA	71	1542	21.7	86	0	
OPP	72	1642	22.8	60	0	
FGs	1-19	20-29	30-39	40-49	50+	
Peterson	0/0	11/13	7/7	8/11	2/3	
SEA	0/0	11/13	7/7	8/11	2/3	
OPP	3/3	9/9	8/11	9/9	2/2	
By Quarters	1	2	3	4	OT	Tot
SEA	53	117	57	90	--	317
OPP	85	111	64	116	--	376

DEFENSIVE STATISTICS


(According to Unofficial Press Box Statistics)

Player	Tackles							
	T	S	A	Sa	T/L	PD	FF	FR
Wells	107	82	25	1.0	2.0	4	0	2
Moss	106	77	29	1.0	10.5	4	0	0
Blackmon	102	80	22	1.0	2.5	7	3	0
D. Williams	80	67	13	0.0	1.0	11	0	1
McCrary	76	57	19	13.5	17.5	3	1	1

NOTABLE

Record (finish): 7-9 (T4th AFC West)
Head Coach: Dennis Erickson (15-17, .469)
Assistants: Gregg Smith (Asst. HC/TEs), Bob Bratkowski (Off. Coord./WRs), Greg Mc Mackin (Def. Coord.), Dave Arnold (Sp. Teams), Tommy Brasher (DL), Dave Brown (Def. Coach), Keith Gilbertson (Def. Asst.), Ned James (Off. Asst.), Dana LeDuc (Strength. & Cond.), Howard Mudd (OL), Rich Olson (QB), Mike Murphy (LB), Willy Robinson (DB), Clarence Shelton (RB)
Captains: QB Rick Mirer & RB Chris Warren (off), LB Winston Moss & LB Terry Wooden (def), P Rick Tuten (Sp. Teams)
MVP: DT Cortez Kennedy
Pro Bowl: DT Cortez Kennedy (6), DE Michael Sinclair (1).
Starters: Offense: WR Joey Galloway (16 games), LT James Atkins (16), LG *Pete Kendall (11), LG Ed Cunningham (3), LG *Frank Beede (2), C Kevin Mawae (16), RG Derrick Graham (16), RT Howard Ballard (16), TE Carlester Crumpler (7), TE Christian Fauria (9), TE Ronnie Williams (3), WR Brian Blades (9), WR Ricky Proehl (7), WR Mike Pritchard (4), QB Rick Mirer (9), QB John Friesz (6), QB Stan Gelbaugh (1), RB Chris Warren (14), RB Lamar Smith (2), FB Mack Strong (8).
Defense: LE Michael Sinclair (16), LT Sam Adams (16), RT Cortez Kennedy (16), RE Antonio Edwards (3), RE Michael McCrary (13), SLB Terry Wooden (9), SLB Michael Barber (7), MLB Dean Wells (15), CB Selwyn Jones (1), WLB Winston Moss (16), LCB Carlton Gray (16), RCB Corey Harris (16), SS Robert Blackmon (16), FS Darryl Williams (16).
Special Teams: K Todd Peterson (16), P Rick Tuten (16).

* Rookie or first-year player



**PRESEASON
RESULTS**

PRESEASON RESULTS

1976

Preseason (1-5)

Sun.	8/1	L	20-27	San Francisco 49ers	60,825
Sat.	8/7	L	16-27	Chicago Bears (Spokane, Washington)	14,484
Sat.	8/14	L	13-16	L.A. Rams	62,532
Sat.	8/21	L	7-52	at Denver Broncos	22,887
Sun.	8/29	W	17-16	San Diego Chargers	59,092
Sat.	9/4	L	28-45	at Oakland Raiders	51,487

1977

Preseason (3-3)

Sun.	8/7	W	34-24	at San Francisco 49ers	38,024
Sat.	8/13	W	23-17 (ot)	Dallas Cowboys	58,789
Thur.	8/18	W	12-10	Oakland Raiders	62,187
Sat.	8/27	L	14-16	Detroit Lions	56,345
Fri.	9/2	L	10-27	Denver Broncos	54,916
Sun.	9/11	L	20-38	at San Diego Chargers	27,505

1978

Preseason (3-1)

Fri.	8/4	W	17-9	San Diego Chargers	58,853
Sat.	8/12	W	20-6	at San Francisco 49ers	36,069
Thur.	8/17	L	7-26	L.A. Rams	63,235
Thur.	8/24	W	16-7	Chicago Bears	54,844

1979

Preseason (3-1)

Thur.	8/2	W	12-9 (ot)	Minnesota Vikings	60,881
Sun.	8/12	W	27-17	Dallas Cowboys	59,960
Sat.	8/18	L	17-21	at L.A. Rams	46,083
Fri.	8/24	W	55-20	San Francisco 49ers	59,941

1980

Preseason (3-1)

Thur.	8/7	W	14-10	Atlanta Falcons	59,555
Mon.	8/18	L	7-24	Miami Dolphins	59,550
Sat.	8/23	W	10-7	at San Francisco 49ers	41,841
Fri.	8/29	W	30-23	New England Patriots	56,947

1981

Preseason (1-3)

Wed.	8/5	L	24-27 (ot)	San Francisco 49ers	56,958
Fri.	8/14	L	21-30	St. Louis Cardinals	55,520
Sat.	8/22	L	17-24	at San Francisco 49ers	37,563
Fri.	8/28	W	31-17	Baltimore Colts	55,794

1982

Preseason (1-3)

Fri.	8/13	W	14-0	St. Louis Cardinals	55,575
Sat.	8/21	L	3-7	at Minnesota Vikings	57,880
Sat.	8/28	L	13-23	at L.A. Rams	54,537
Fri.	9/3	L	13-17	San Francisco 49ers	57,839

1983

Preseason (2-2)

Fri.	8/5	L	7-10	at Denver Broncos	53,887
Fri.	8/12	W	38-21	Green Bay Packers	54,443
Fri.	8/19	L	17-19	Minnesota Vikings	54,402
Sat.	8/27	W	20-6	at San Francisco 49ers	47,074

1984

Preseason (4-1)

Sat.	7/28	W	38-0	Tampa Bay Buccaneers (Hall of Fame Game, Canton, Ohio)	22,250
Sat.	8/4	W	7-3	Buffalo Bills	53,360
Sat.	8/11	W	28-24	at Detroit Lions	41,414
Fri.	8/17	W	17-7	St. Louis Cardinals	53,772
Fri.	8/24	L	7-17	at San Francisco 49ers	49,219

1985

Preseason (2-2)

Sat.	8/10	L	7-19	at Indianapolis Colts	60,014
Fri.	8/16	W	28-3	Detroit Lions	57,751
Sat.	8/24	W	27-10	at Minnesota Vikings	56,562
Fri.	8/30	L	21-23	San Francisco 49ers	60,403

1986

Preseason (2-2)

Fri.	8/8	W	21-14	Indianapolis Colts	55,443
Fri.	8/15	L	27-30 (ot)	at Detroit Lions	37,875
Fri.	8/22	W	27-17	Minnesota Vikings	57,730
Fri.	8/29	L	10-21	at San Francisco 49ers	52,419

1987

Preseason (2-2)

Thur.	8/13	L	14-23	at L.A. Rams	57,772
Sat.	8/22	L	21-28	at St. Louis Cardinals	25,309
Fri.	8/28	W	38-10	Detroit Lions	59,695
Fri.	9/4	W	34-10	San Francisco 49ers	59,653

1988

Preseason (3-1)

Thur.	8/4	W	21-14	Phoenix Cardinals	54,778
Thur.	8/11	W	16-13 (ot)	at Detroit Lions	37,993
Fri.	8/19	W	30-13	Buffalo Bills	57,000
Fri.	8/26	L	21-27	at San Francisco 49ers	53,357

SEAHAWKERS

The Seahawks are the official booster club of the Seattle Seahawks. Chartered in 1976, the club has 19 chapters that are found in Washington: Bellevue (East), Everett (Sno-Co), Juanita (North), Kent (Sou'west), Kirkland (Kirkland), Moses Lake (Grant County), Olympia (Capital City), Port Angeles (Olympic Peninsula), Puyallup (South Sound), Seattle (Emerald City and South), Spokane (Spokane), and Yakima (Yakima Valley); Idaho: Boise (Boise) and Hayden Lake (North Idaho); Southern California (Ontario); Alaska: Anchorage (Midnight Sun) and Fairbanks (Fairbanks); and overseas in Montrose, Scotland. Mike Huston is the club's president. Membership information can be obtained by calling either Dee McNaughten (206-822-7476) or Reba Lucy (206-827-4833).

1989

Preseason (3-1)

Fri.	8/11	W	16-10 (ot)	at Phoenix Cardinals	37,158
Sat.	8/19	L	12-17	New England Patriots at St. Louis, Missouri	48,746
Fri.	8/25	W	13-7	Detroit Lions	55,829
Fri.	9/1	W	28-17	San Francisco 49ers	58,641

1990

Preseason (4-1)

Sat.	8/4	L	7-10	Denver Broncos (American Bowl at Tokyo, Japan)	48,827
Sat.	8/11	W	34-9	at Phoenix Cardinals	31,316
Fri.	8/17	W	13-10	Indianapolis Colts	52,475
Fri.	8/24	W	10-3	Tampa Bay Buccaneers	52,301
Fri.	8/31	W	30-10	at San Francisco 49ers	55,269

1991

Preseason (2-2)

Sat.	8/3	L	13-31	Phoenix Cardinals	49,448
Sat.	8/10	W	17-7	at Indianapolis Colts	47,943
Sat.	8/17	W	23-7	at L.A. Rams	47,834
Fri.	8/23	L	16-28	San Francisco 49ers	54,111

1992

Preseason (2-2)

Thur.	8/6	L	7-21	L.A. Rams	52,360
Sat.	8/15	W	27-10	at Indianapolis Colts	43,272
Sat.	8/22	W	17-10	Phoenix Cardinals	51,007
Fri.	8/29	L	17-24	at San Francisco 49ers	52,822

1993

Preseason (2-2)

Sat.	8/7	L	13-16 (ot)	Indianapolis Colts	45,055
Sat.	8/14	L	10-23	at Minnesota Vikings	42,240
Sat.	8/21	W	30-0	San Francisco 49ers	51,086
Sat.	8/28	W	20-10	at Houston Oilers	43,678

1994

Preseason (2-2)

Fri.	8/5	L	9-13	at Indianapolis Colts	40,469
Sat.	8/13	W	29-6	*Tampa Bay Buccaneers	43,633
Sat.	8/20	W	30-19	*Minnesota Vikings	45,497
Fri.	8/26	L	9-13	at San Francisco 49ers	54,004

*home games played at Husky Stadium

1995


Preseason (2-2)

Sat.	8/5	W	34-20	St. Louis Cardinals	35,607
Sat.	8/12	L	17-20	Indianapolis Colts	38,006
Sun.	8/20	W	24-19	at New Orleans Saints	38,228
Fri.	8/26	L	7-17	at San Francisco 49ers	53,280

1996

Preseason (3-1)

Sat.	8/3	W	19-17	Atlanta Falcons	30,284
Thur.	8/8	W	24-19	at Oakland Raiders	38,219
Sat.	8/17	L	13-15	at Indianapolis Colts	38,930
Fri.	8/23	W	20-3	San Francisco 49ers	38,144



**1997 NFL
SCHEDULES**

1997 NFL PRESEASON SCHEDULE

(All times local except American Bowl games which are ET)

July

- 26 Hall of Fame Game Weekend
 Pro Football Hall of Fame Game
 at Canton, Ohio (ABC)
 Minnesota vs. Seattle2:30
 Buffalo at Denver7:00
 Miami at Green Bay5:30
 27 American Bowl at Dublin, Ireland (FOX)
 Chicago vs. Pittsburgh1:00

First Week

- 31 New England at
 Green Bay (ESPN)7:00

August

- 1 Atlanta at Detroit7:30
 Cincinnati at
 Indianapolis6:30
 2 Arizona at Seattle7:00
 Houston vs. New Orleans
 at Memphis, Tennessee7:00
 Philadelphia at N.Y. Jets8:00
 San Francisco at San Diego7:00
 Chicago at Buffalo7:00
 N.Y. Giants at Baltimore8:00
 Pittsburgh at Kansas City7:00
 St. Louis at Minnesota7:00
 Washington vs. Tampa Bay
 at Orlando, Florida7:30
 3 Carolina at Jacksonville (NBC)3:00
 Oakland at Dallas (TNT)7:00
 4 American Bowl at Guadalajara, Mexico
 Denver vs. Miami (ABC)8:00

Second Week

- 8 Baltimore at N.Y. Jets8:00
 Cincinnati at Detroit7:30
 Dallas at New England8:00
 Green Bay at OaklandTBA
 Arizona at St. Louis7:00
 9 Denver at Carolina8:00
 Houston vs. Washington
 at Nashville, Tennessee7:00
 Indianapolis at San Diego7:00
 Jacksonville at N.Y. Giants8:00
 Tampa Bay at Atlanta7:30
 Minnesota at Buffalo7:30
 Seattle at San Francisco6:00

- Kansas City at New Orleans7:00
 10 Chicago at Miami (TNT)8:00
 11 Philadelphia at Pittsburgh (ABC)8:00

Third Week

- 14 Carolina at Kansas City (ESPN)7:00
 15 St. Louis at Dallas (FOX)7:00
 16 American Bowl at Toronto, Canada
 Buffalo vs. Green Bay (NBC)4:00
 Houston vs. San Diego
 at Nashville, Tennessee7:00
 Indianapolis at Seattle7:00
 Minnesota at Cincinnati7:30
 N.Y. Jets at
 N.Y. Giants8:00
 Washington at Atlanta7:30
 Baltimore at
 Philadelphia8:00
 Arizona at Chicago7:00
 Miami at Tampa Bay7:30
 New Orleans at Oakland1:00
 17 Denver at New England (NBC)1:00
 Detroit at Pittsburgh (TNT)8:00
 18 Jacksonville at
 San Francisco (ABC)5:00

Fourth Week

- 21 Detroit at Indianapolis6:30
 New England at
 Philadelphia8:00
 Washington at Miami (ESPN)8:00
 Kansas City at St. Louis7:00
 22 Atlanta at Jacksonville7:30
 Buffalo at Baltimore7:30
 N.Y. Jets vs. Tampa Bay
 at Orlando, Florida7:30
 San Diego at
 Minnesota7:00
 Seattle at Cincinnati7:30
 Pittsburgh at Carolina8:00
 New Orleans at Chicago7:30
 N.Y. Giants vs. Green Bay
 at Madison, Wisconsin7:00
 23 Houston at Dallas7:00
 San Francisco at
 Denver (FOX)6:00
 Oakland at Arizona7:00

1997 NFL SCHEDULE

(All Times Local)

Sunday, August 31

(First Weekend)

1. Arizona at Cincinnati1:00
 2. Atlanta at Detroit1:00
 3. Dallas at Pittsburgh1:00
 4. Indianapolis at Miami1:00
 5. Jacksonville at Baltimore4:00
 6. Kansas City at Denver2:00
 7. Minnesota at Buffalo1:00
 8. New Orleans at St. Louis12:00
 9. N.Y. Jets at Seattle1:00
 10. Oakland at Houston12:00
 11. Philadelphia at N.Y. Giants1:00
 12. San Diego at New England1:00
 13. San Francisco at Tampa Bay4:00

Sunday Night

14. Washington at Carolina (TNT)8:00

Monday, September 1

15. Chicago at Green Bay (ABC)8:00

Sunday, September 7

(Second Weekend)

16. Buffalo at N.Y. Jets1:00
 17. Carolina at Atlanta1:00
 18. Cincinnati at Baltimore1:00
 19. Denver at Seattle1:00
 20. Green Bay at Philadelphia4:00
 21. Houston at Miami1:00
 22. Minnesota at Chicago12:00
 23. New England at Indianapolis12:00
 24. N.Y. Giants at Jacksonville4:00
 25. San Diego at New Orleans12:00
 26. San Francisco at St. Louis12:00
 27. Tampa Bay at Detroit1:00
 28. Washington at Pittsburgh1:00

Sunday Night

29. Dallas at Arizona (TNT)5:00

Monday, September 8

30. Kansas City at Oakland (ABC)6:00

Sunday, September 14

(Third Weekend)

(Open Dates: Cincinnati, Houston, Jacksonville, Pittsburgh)

- 31. Arizona at Washington.....1:00
- 32. Baltimore at N.Y. Giants1:00
- 33. Buffalo at Kansas City12:00
- 34. Carolina at San Diego.....1:00
- 35. Detroit at Chicago.....12:00
- 36. Miami at Green Bay.....12:00
- 37. New Orleans at San Francisco.....1:00
- 38. Oakland at Atlanta1:00
- 39. St. Louis at Denver2:00
- 40. Seattle at Indianapolis3:00
- 41. Tampa Bay at Minnesota.....12:00

Sunday Night

- 42. N.Y. Jets at New England (TNT) ..8:00

Monday, September 15

- 43. Philadelphia at Dallas (ABC)8:00

Sunday, September 21

(Fourth Weekend)

(Open Dates: Arizona, Dallas, Philadelphia, Washington)

- 44. Atlanta at San Francisco.....1:00
- 45. Baltimore at Houston12:00
- 46. Chicago at New England1:00
- 47. Cincinnati at Denver2:00
- 48. Detroit at New Orleans12:00
- 49. Indianapolis at Buffalo4:00
- 50. Kansas City at Carolina1:00
- 51. Minnesota at Green Bay12:00
- 52. N.Y. Giants at St. Louis3:00
- 53. Oakland at N.Y. Jets.....1:00
- 54. San Diego at Seattle.....1:00

Sunday Night

- 55. Miami at Tampa Bay (TNT)8:00

Monday, September 22

- 56. Pittsburgh at Jacksonville (ABC)9:00

Sunday, September 28

(Fifth Weekend)

(Open Dates: Buffalo, Indianapolis, Miami, New England)

- 57. Arizona at Tampa Bay1:00
- 58. Baltimore at San Diego.....1:00
- 59. Chicago at Dallas.....3:00
- 60. Denver at Atlanta1:00
- 61. Green Bay at Detroit.....1:00
- 62. Houston at Pittsburgh.....1:00
- 63. Jacksonville at Washington1:00
- 64. New Orleans at N.Y. Giants.....1:00
- 65. N.Y. Jets at Cincinnati4:00
- 66. St. Louis at Oakland1:00
- 67. Seattle at Kansas City3:00

Sunday Night

- 68. Philadelphia at Minnesota (TNT).....7:00

Monday, September 29

- 69. San Francisco at Carolina (ABC)9:00

Sunday, October 5

(Sixth Weekend)

(Open Dates: Atlanta, Carolina, St. Louis, San Francisco)

- 70. Cincinnati at Jacksonville.....1:00
- 71. Dallas at N.Y. Giants1:00
- 72. Detroit at Buffalo1:00
- 73. Houston at Seattle1:00
- 74. Kansas City at Miami1:00
- 75. Minnesota at Arizona1:00
- 76. N.Y. Jets at Indianapolis3:00
- 77. Pittsburgh at Baltimore1:00
- 78. San Diego at Oakland.....1:00
- 79. Tampa Bay at Green Bay12:00
- 80. Washington at Philadelphia1:00

Sunday Night

- 81. New Orleans at Chicago (TNT)7:00

Monday, October 6

- 82. New England at Denver (ABC).....7:00

Sunday, October 12

(Seventh Weekend)

(Open Dates: Baltimore, Denver, Kansas City, Oakland, San Diego, Seattle)

- 83. Atlanta at New Orleans.....12:00
- 84. Buffalo at New England.....1:00

- 85. Carolina at Minnesota.....3:00
- 86. Cincinnati at Houston.....12:00
- 87. Detroit at Tampa Bay.....1:00
- 88. Green Bay at Chicago12:00
- 89. Miami at N.Y. Jets.....1:00
- 90. N.Y. Giants at Arizona1:00
- 91. Philadelphia at Jacksonville.....1:00
- 92. St. Louis at San Francisco.....1:00

Sunday Night

- 93. Indianapolis at Pittsburgh (TNT)8:00

Monday, October 13

- 94. Dallas at Washington (ABC).....9:00

Thursday, October 16

(Eighth Weekend)

(Open Dates: Chicago, Green Bay, Minnesota, Tampa Bay)

- 95. San Diego at Kansas City (TNT)7:00

Sunday, October 19

- 96. Arizona at Philadelphia.....1:00
- 97. Carolina at New Orleans.....12:00
- 98. Denver at Oakland1:00
- 99. Jacksonville at Dallas12:00
- 100. Miami at Baltimore4:00
- 101. New England at N.Y. Jets.....1:00
- 102. N.Y. Giants at Detroit.....4:00
- 103. Pittsburgh at Cincinnati.....4:00
- 104. San Francisco at Atlanta.....1:00
- 105. Seattle at St. Louis.....12:00
- 106. Washington at Houston12:00

Monday, October 20

- 107. Buffalo at Indianapolis (ABC)..... 8:00

Sunday, October 26

(Ninth Weekend)

(Open Dates: Detroit, N.Y. Jets)

- 108. Baltimore at Washington.....1:00
- 109. Chicago at Miami4:00
- 110. Cincinnati at N.Y. Giants.....1:00
- 111. Dallas at Philadelphia1:00
- 112. Denver at Buffalo1:00
- 113. Houston at Arizona2:00
- 114. Indianapolis at San Diego.....1:00
- 115. Jacksonville at Pittsburgh4:00
- 116. Kansas City at St. Louis.....12:00
- 117. Minnesota at Tampa Bay.....1:00
- 118. Oakland at Seattle1:00
- 119. San Francisco at New Orleans.....12:00

Sunday Night

- 120. Atlanta at Carolina (TNT).....8:00

Monday, October 27

- 121. Green Bay at New England (ABC)9:00

Sunday, November 2

(Tenth Weekend)

(Open Dates: New Orleans, N.Y. Giants)

- 122. Baltimore at N.Y. Jets1:00
- 123. Dallas at San Francisco.....1:00
- 124. Jacksonville at Houston3:00
- 125. Miami at Buffalo1:00
- 126. New England at Minnesota.....12:00
- 127. Oakland at Carolina1:00
- 128. Philadelphia at Arizona2:00
- 129. St. Louis at Atlanta.....1:00
- 130. San Diego at Cincinnati1:00
- 131. Seattle at Denver2:00
- 132. Tampa Bay at Indianapolis1:00
- 133. Washington at Chicago.....12:00

Sunday Night

- 134. Detroit at Green Bay (ESPN)7:00

Monday, November 3

- 135. Pittsburgh at Kansas City (ABC).....8:00

Sunday, November 9

(Eleventh Weekend)

- 136. Arizona at Dallas.....12:00
- 137. Carolina at Denver2:00
- 138. Chicago at Minnesota12:00
- 139. Cincinnati at Indianapolis.....1:00
- 140. Detroit at Washington1:00
- 141. Kansas City at Jacksonville1:00
- 142. New England at Buffalo4:00
- 143. New Orleans at Oakland.....1:00
- 144. N.Y. Giants at Houston.....3:00

- 145. N.Y. Jets at Miami.....1:00
- 146. St. Louis at Green Bay.....12:00
- 147. Seattle at San Diego.....1:00
- 148. Tampa Bay at Atlanta.....1:00

Sunday Night

- 149. Baltimore at Pittsburgh (ESPN)8:00

Monday, November 10

- 150. San Francisco at Philadelphia (ABC)9:00

Sunday, November 16

(Twelfth Weekend)

- 151. Arizona at N.Y. Giants 1:00
- 152. Atlanta at St. Louis.....12:00
- 153. Carolina at San Francisco 1:00
- 154. Cincinnati at Pittsburgh..... 1:00
- 155. Denver at Kansas City12:00
- 156. Green Bay at Indianapolis 1:00
- 157. Houston at Jacksonville 1:00
- 158. Minnesota at Detroit..... 1:00
- 159. New England at Tampa Bay 1:00
- 160. N.Y. Jets at Chicago3:00
- 161. Philadelphia at Baltimore 1:00
- 162. Seattle at New Orleans12:00
- 163. Washington at Dallas.....12:00

Sunday Night

- 164. Oakland at San Diego (ESPN)5:00

Monday, November 17

- 165. Buffalo at Miami (ABC)9:00

Sunday, November 23

(Thirteenth Weekend)

- 166. Arizona at Baltimore 1:00
- 167. Buffalo at Houston12:00
- 168. Carolina at St. Louis3:00
- 169. Dallas at Green Bay.....12:00
- 170. Indianapolis at Detroit 1:00
- 171. Jacksonville at Cincinnati.....4:00
- 172. Kansas City at Seattle 1:00
- 173. Miami at New England..... 1:00
- 174. Minnesota at N.Y. Jets..... 1:00
- 175. New Orleans at Atlanta..... 1:00
- 176. Pittsburgh at Philadelphia..... 1:00
- 177. San Diego at San Francisco 1:00
- 178. Tampa Bay at Chicago12:00

Sunday Night

- 179. N.Y. Giants at Washington (ESPN) 8:00

Monday, November 24

- 180. Oakland at Denver (ABC)7:00

Thursday, November 27

(Fourteenth Weekend)

- 181. Chicago at Detroit (FOX)12:30
- 182. Houston at Dallas (NBC)3:00

Sunday, November 30

- 183. Atlanta at Seattle 1:00
- 184. Baltimore at Jacksonville 1:00
- 185. Cincinnati at Philadelphia 1:00
- 186. Indianapolis at New England 1:00
- 187. Miami at Oakland..... 1:00
- 188. New Orleans at Carolina..... 1:00
- 189. N.Y. Jets at Buffalo 1:00
- 190. Pittsburgh at Arizona 2:00
- 191. St. Louis at Washington..... 1:00
- 192. San Francisco at Kansas City12:00
- 193. Tampa Bay at N.Y. Giants4:00

Sunday Night

- 194. Denver at San Diego (ESPN)5:00

Monday, December 1

- 195. Green Bay at Minnesota (ABC)8:00

Thursday, December 4

(Fifteenth Weekend)

- 196. Houston at Cincinnati (ESPN)8:00

Sunday, December 7

- 197. Atlanta at San Diego 1:00
- 198. Buffalo at Chicago12:00
- 199. Denver at Pittsburgh 1:00
- 200. Green Bay at Tampa Bay 1:00
- 201. Indianapolis at N.Y. Jets4:00
- 202. Minnesota at San Francisco 1:00
- 203. New England at Jacksonville 1:00
- 204. N.Y. Giants at Philadelphia 1:00
- 205. Oakland at Kansas City12:00
- 206. St. Louis at New Orleans12:00
- 207. Seattle at Baltimore 1:00
- 208. Washington at Arizona..... 2:00

Sunday Night

- 209. Detroit at Miami (ESPN) 8:00

Monday, December 8

- 210. Carolina at Dallas (ABC)..... 8:00

Saturday, December 13

(Sixteenth Weekend)

- 211. Pittsburgh at New England (NBC)4:00
- 212. Washington at N.Y. Giants (FOX)12:30

Sunday, December 14

- 213. Arizona at New Orleans.....3:00
- 214. Dallas at Cincinnati..... 1:00
- 215. Detroit at Minnesota.....12:00
- 216. Green Bay at Carolina4:00
- 217. Houston at Baltimore 1:00
- 218. Jacksonville at Buffalo 1:00
- 219. Kansas City at San Diego..... 1:00
- 220. Miami at Indianapolis 1:00
- 221. Philadelphia at Atlanta..... 1:00
- 222. Seattle at Oakland 1:00
- 223. Tampa Bay at N.Y. Jets..... 1:00

Sunday Night

- 224. Chicago at St. Louis (ESPN)7:00

Monday, December 15

- 225. Denver at San Francisco (ABC)6:00

Saturday, December 20

(Seventeenth Weekend)

- 226. Buffalo at Green Bay (NBC) 11:30
- 227. St. Louis at Carolina (FOX)4:00

Sunday, December 21

- 228. Atlanta at Arizona 2:00
- 229. Baltimore at Cincinnati 1:00
- 230. Chicago at Tampa Bay 1:00
- 231. Indianapolis at Minnesota12:00
- 232. Jacksonville at Oakland 1:00
- 233. New Orleans at Kansas City12:00
- 234. N.Y. Giants at Dallas12:00
- 235. N.Y. Jets at Detroit.....4:00
- 236. Philadelphia at Washington 1:00
- 237. Pittsburgh at Houston12:00
- 238. San Diego at Denver2:00

Sunday Night

- 239. San Francisco at Seattle (ESPN)5:00

Monday, December 22

- 240. New England at Miami (ABC)9:00

1997 NFL POSTSEASON SCHEDULE

- Saturday, Dec. 27
- Sunday, Dec. 28
- Saturday, Jan. 3
- Sunday, Jan. 4
- Sunday, Jan. 11
- Sunday, Jan. 25
- Sunday, Feb. 1

- AFC and NFC Wild Card Playoffs (ABC)
- AFC and NFC Wild Card Playoffs (NBC and FOX)
- AFC and NFC Divisional Playoffs (NBC and FOX)
- AFC and NFC Divisional Playoffs (NBC and FOX)
- AFC and NFC Championship Games (NBC and FOX)
- Super Bowl XXXII at San Diego, California (NBC)
- AFC-NFC Pro Bowl at Honolulu, Hawaii (ABC)




COACH HAWK

Since his inception in 1990, Coach Hawk, the mascot for the Seahawks anti-drug campaign, has visited over 300 schools and community activities around the state of Washington, enrolling over 40,000 children in the Hawk Club.

Coach Hawk stands for being a good child, doing the right thing, making the right choices and keeping a healthy mind and body. It's the Seahawks effort to educate young people about the dangers of drug use.

The program is two-fold, featuring an activity/coloring book that is sent to all first graders. Each book contains a card to be filled out by the child, enrolling them in the Hawk Club. Each member receives a membership card signed by Coach Hawk, posters, pens, and decals.

For more information on the Hawk Club, contact Sarita Carter at the Seahawks Headquarters, (425) 827-9777.



First down and the rest of your life to go.



Life is a sport. Drink it up.™

Gatorade® Thirst Quencher is the official sports beverage of NFL.

